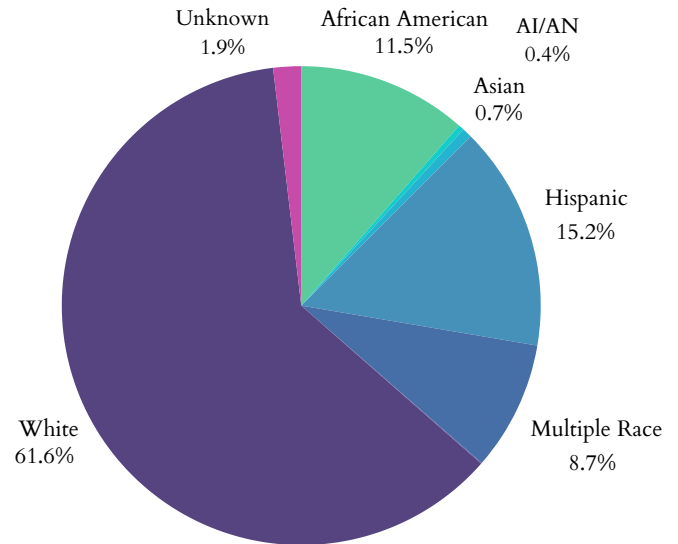


Kansas's Children

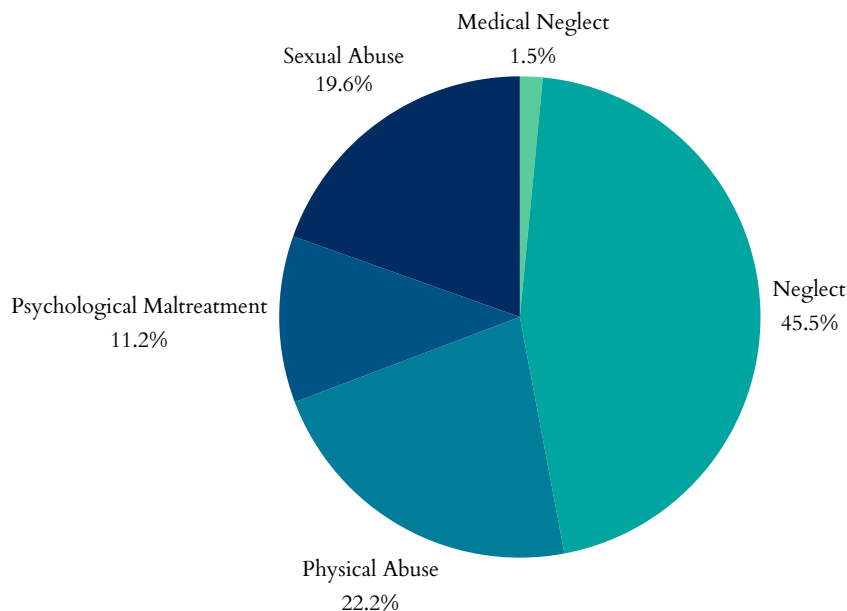
Child Maltreatment

- In 2023, Kansas had **47,755** total referrals for child abuse and neglect. All referrals were screened in for response by CPS.
- **1,807** child victims of abuse or neglect, at a rate of 2.6 children per 1,000 (38.6% decrease since 2019).
- Of the 1,807 children, 1,610 were first-time victims.
- Largest age group of victims = **<1 years**, representing **190** of the 1,807 cases.

Child Victims by Race or Ethnicity, 2023



Types of Maltreatment Victims, 2023



Perpetrators of child maltreatment (2023):

- 68.7% = parents of the child.
- 31.3% = non-parents or unknown relationship.

Child victims (2023):

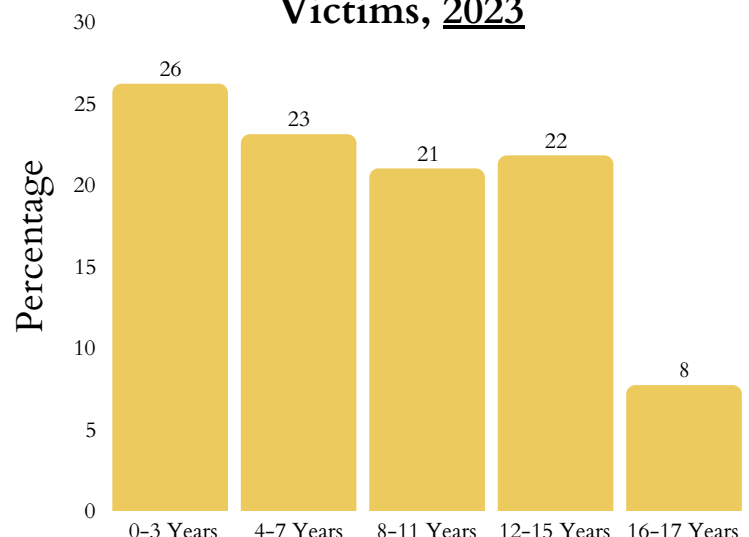
- 55.7% = female; 43.6% = male.

- Child fatalities increased from **8** in 2022 to **12** in 2023.
- Kansas reported **6** total child victims of sex trafficking.
- Post-response services given to **956** victims and **6,982** non-victims.

Workforce

There are **3,580** children, family, and school social workers in Kansas with a mean wage of **\$24.91** (compared to Kansas's minimum wage: **\$7.25**)

Age Distribution of Maltreatment Victims, 2023

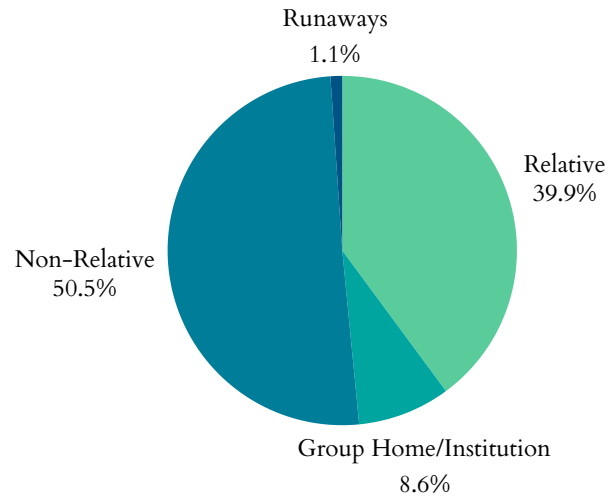


Kansas's Children

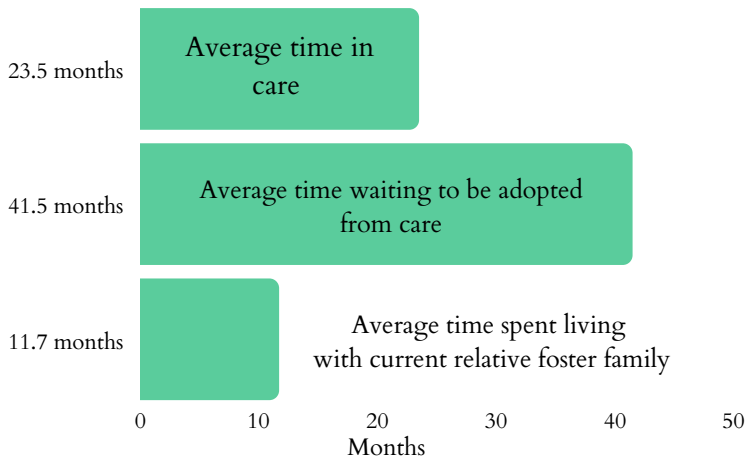
Foster Care and Adoptions

- **10,061** total children were served by the foster care system in FY 2022.
- **6,808** in care as of 09/30/2022.
- During 2022, **3,096** children entered care and **3,253** exited.
- **959** children were adopted; **985** were waiting to be adopted.
- **4%** decrease in the number of children in care between 2021-2022. Adoptions from the system increased by **12.4%** from 2021.

Where are Children in Foster Care Staying? 2021



Duration in Care, 2021



- In 2021, **444** children exited foster care due to age (2.1% increase from 2020).
- **3,121** children were living with non-relatives; **2,467** stayed with a relative.
- **530** children were staying in group homes or institutions; **67** children classified as runaways.
- **4%** of households had a grandparent living with a grandchild.

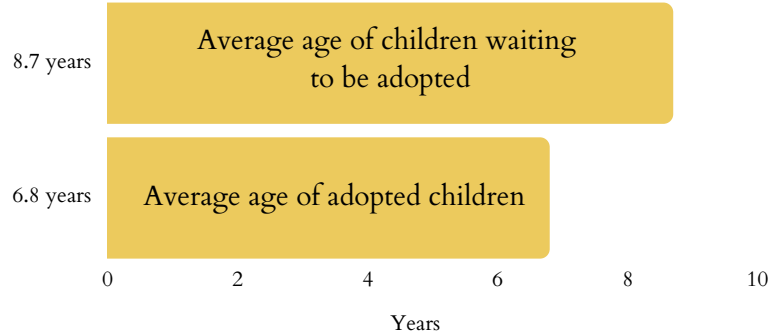
2.1%

The increase since 2020 in children transitioning from foster care to independence.

Juvenile Justice

- **3,632** total arrests for children under 18 in 2019.
- **127** for Disorderly Conduct.
- **552** for Property Crimes.
- **621** for Drug Abuse Violations.
- **351** children lived in juvenile correction facilities in 2021 (decrease from **360** kids in 2019; 2.5% decline).

Adoption, 2020



2.5%

The decline since 2019 of children living in juvenile correction facilities.

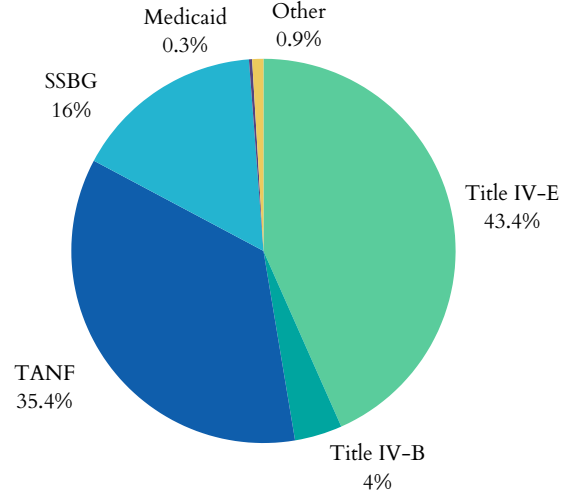


Kansas's Children

Funding for Child Welfare Services

- Kansas spent **\$397,794,801.41** on child welfare services in 2020.
 - Child welfare services = direct and administrative services
- **\$119,022,340.62** = from the federal government.
- **\$273,532,916.95** = from state and local funds.

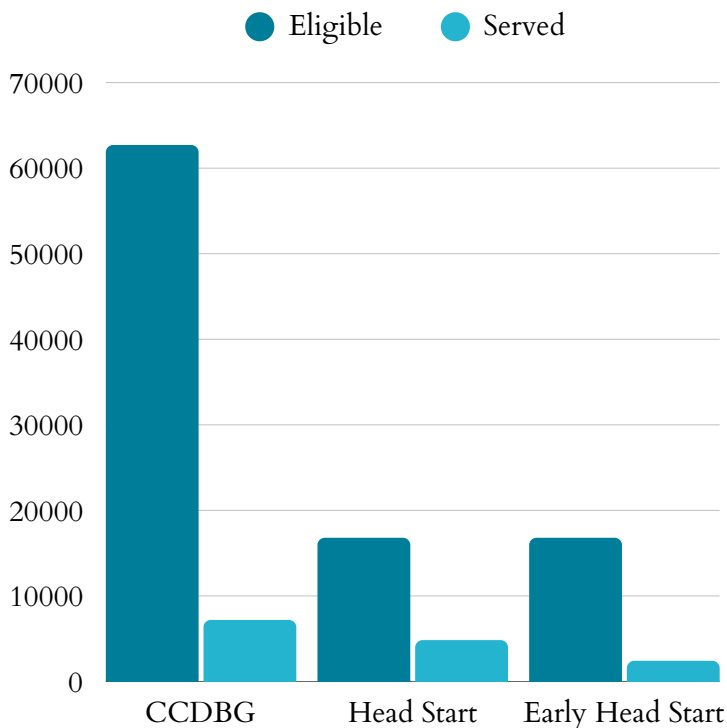
Federal Funding Sources, 2020



The significant funding sectors of the **\$119,022,340.62** in federal funding received in Kansas in 2020:

- **\$24,443,523.84** as part of the Title IV-E Total Foster Care Program.
- **\$21,352,894.00** as part of the Title IV-E Adoption Assistance Program.
- Kansas's sum of expenditures for Social Service Block Grants in 2022 was **\$24,330,237**

Child Care & Early Learning



- **29%** of Head Start eligible children are enrolled
- **14%** of Early Head Start eligible children are enrolled
- **11%** of Child Care & Development Block Grant eligible children 5 and under are served

- **\$15,071** annual cost of center-based infant care
- **\$8,630** annual cost of home-based infant care

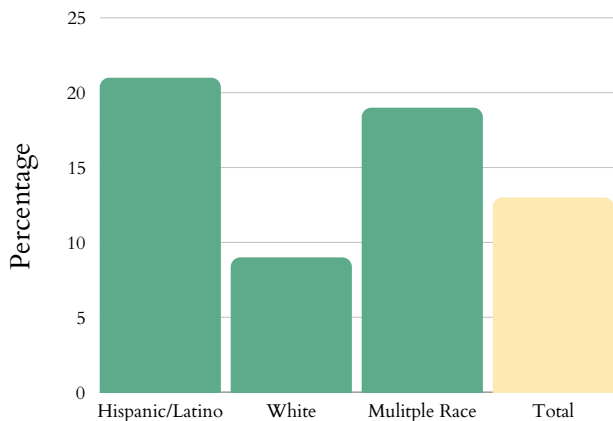


Kansas's Children

Child Poverty

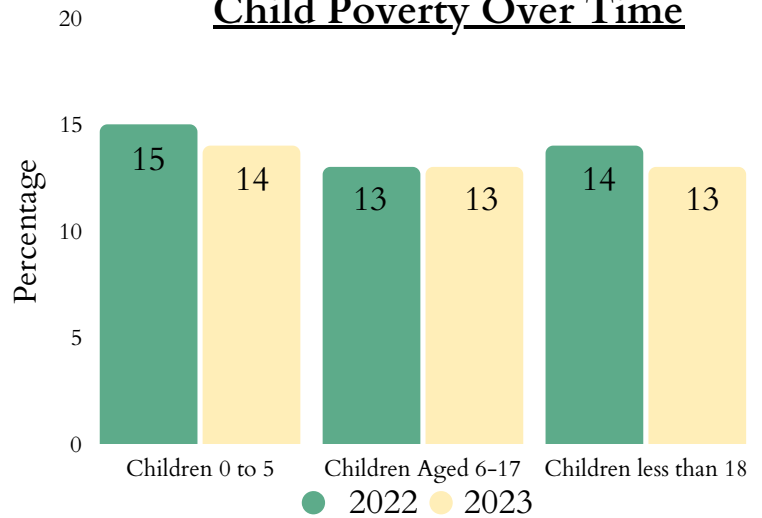
- 128,000 children lived with parents who lacked secure employment in 2023 (19% of all children).
- Average number of TANF recipients fell from 3,107 in 2022 to 2,790 in 2023 (10.2% decrease).

Child Poverty by Race or Ethnicity, 2023



Note: Data unavailable for other races.

Child Poverty Over Time

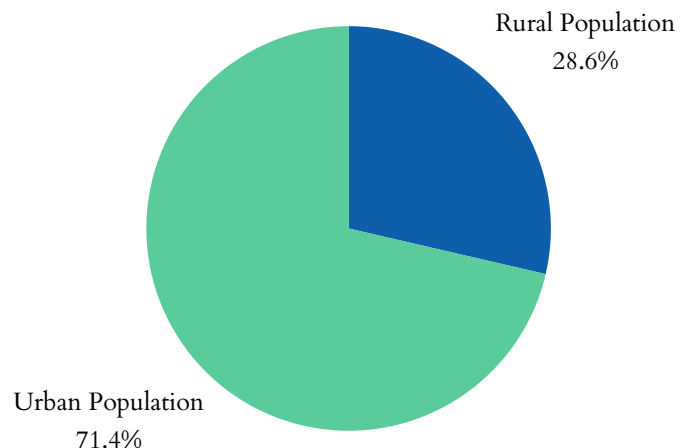


- The state spent \$31,354,620 on WIC in 2024, serving 48,221 people: a 3.8% increase in total participants and an 11.5% increase in spending since 2023.
- 295,526 people were food insecure between 2021 and 2023, including 95,317 children.
- 41.7% of households receiving SNAP benefits in 2019 had children.

HOUSING

- 2,019 children, from birth to three-years-old, are experiencing homelessness (1.45%)
- 27.4% of households receiving the Low Income Housing Tax Credit report having at least one member under 18
- 21% of children lived in households with a high housing cost burden.
- 11,625 total Kansas residents living in public housing

Total Urban vs. Rural Population of Kansas, 2020

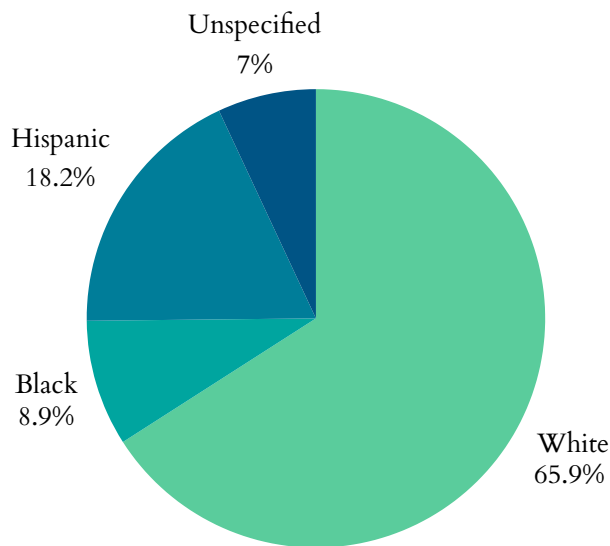


Kansas's Children

Health

- 2,604 low birth-weight babies (<5.5lbs) were born in 2023 (7.6% of births).
- 3,596 preterm births (<37wks) in 2022 (10.46%).
 - 10.02% of all White babies
 - 14.49% of all Black babies
- 1,536 births to mothers aged 15-19 in 2023 -- a rate of 15 in every 1,000 teen girls.
- 203 infants aged <1yr died in 2023 -- a rate of 6 per 1,000.

Percentage of All Preterm Births by Race or Ethnicity, 2022



Medicaid Expansion

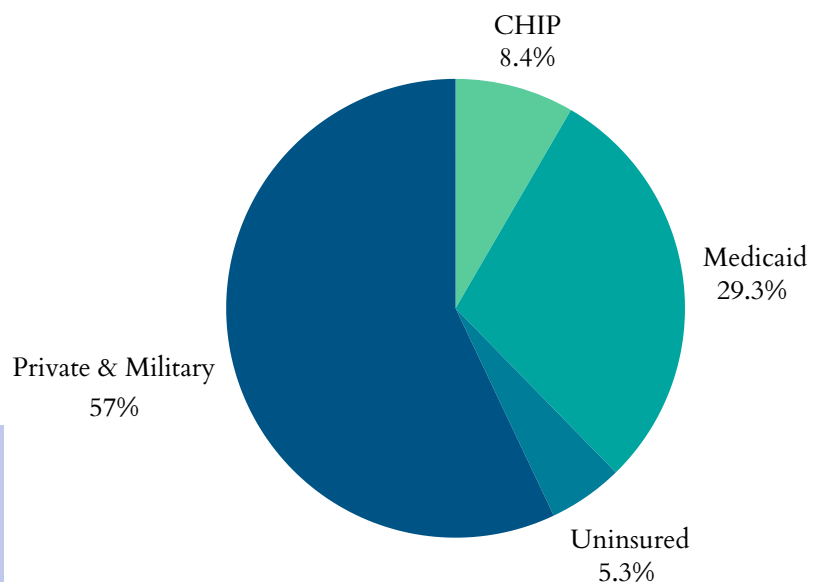
Kansas is not a Medicaid expansion state.

Maternal Mortality

- 40 Kansas women died while pregnant or within 42 days post-pregnancy from any cause relating to or aggravated by said pregnancy, excluding accidents and incidents.
- For every 100,000 live births in Kansas, there are 23 maternal deaths.

- 41,000 children had no health insurance in 2023 (7.3% increase from 2022).
- 228,000 children were enrolled in Medicaid in 2023 (1.7% increase from 2022).
- 65,275 children in Kansas were in the state Children Health Insurance Program (CHIP) in 2021 (5.6% decrease from 2020).

Health Insurance Coverage for Children, 2021

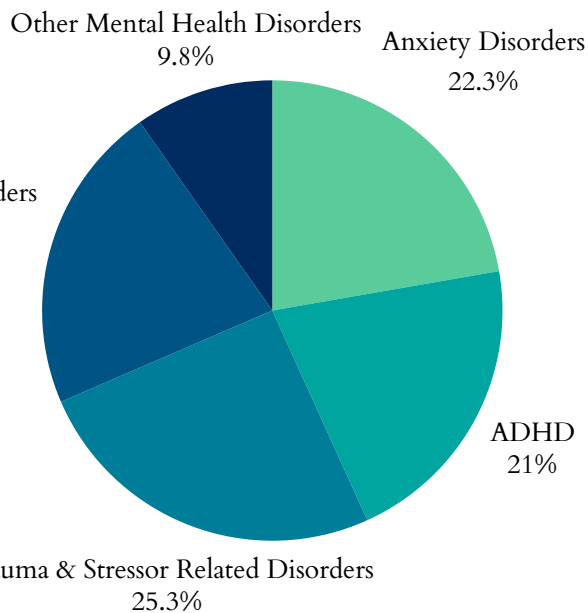


Kansas's Children

Zero to Three

- 59.7% of babies live above low-income
- 23.5% of babies live at low income
- 16.8% of babies live in poverty
- 8.3% of babies live in deep poverty
- 78.7% of new parents have at least one parent working full time

Top 5 Mental Health Diagnoses Among Children, 2022



Prenatal Substance Exposure

In 2023, Kansas reported 78 infants screened in with prenatal substance exposure.

Kansas has a Family First plan approved by the administration.

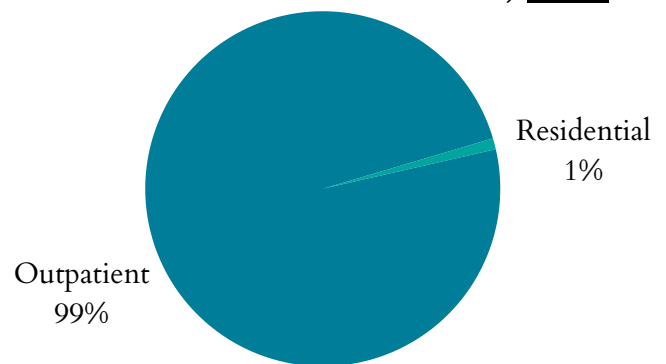
Teens & Youth

- 8,000 youth (16-19yrs) were not in school nor working in 2023 (5%)
- 18 children <19yrs were killed by a firearm in Kansas in 2022.

Mental Health

- 19,308 children received mental health treatment in Kansas in 2022 (1%)
- In 2022, there were 17.8 deaths per 100,000 adolescents aged 15-19 in Kansas.

Treatment Type for Youth with Substance Use Disorder, 2023



Substance Use

- From 2015 to 2019, an average of 18,602 children in Kansas (1.7% of the state's child population) lived with parents having a substance use disorder.
- On March 31st, 2023, 398 clients 18 and under were in treatment for SUD.

