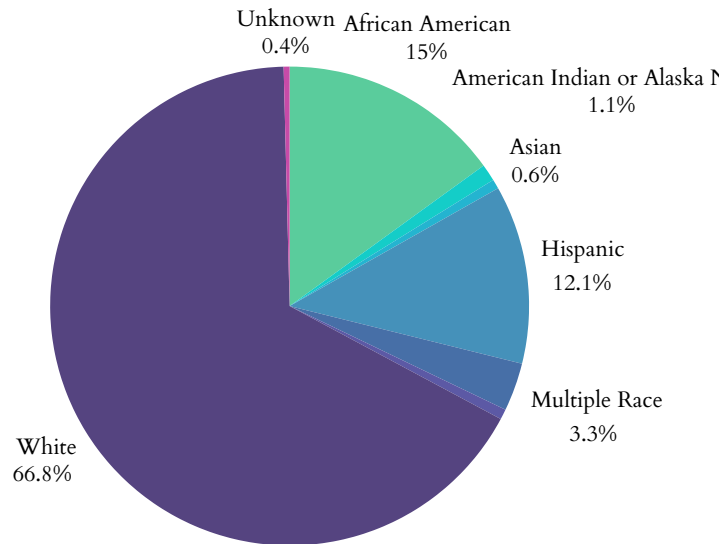


Iowa's Children

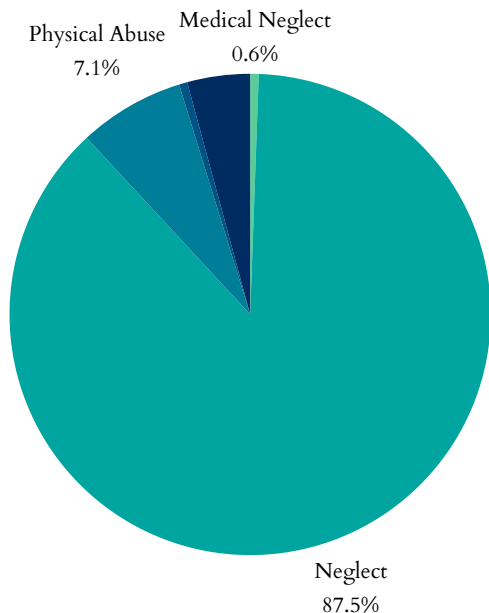
Child Maltreatment

- In 2023, Iowa had **53,004** total referrals for child abuse and neglect. All referrals were screened in for response by CPS.
- **10,789** child victims of abuse or neglect, at a rate of **14.8** children per 1,000 (7.4% decrease since 2019).
- Of the 10,789 children, **7,290** were first-time victims.
- Largest age group of victims = **<1 years**, representing **1,693** of the 10,789 cases.

Child Victims by Race or Ethnicity, 2023



Types of Maltreatment Victims, 2023



Perpetrators of child maltreatment (2023):

- **79.6%** = parents of the child.
- **20.4%** = non-parents or unknown relationship.

Child victims (2023):

- **50.4%** = female; **49.5%** = male.

- Child fatalities decreased from **18** in 2022 to **14** in 2023.
- Iowa reported **14** total child victims of sex trafficking.
- Post-response services given to **12,800** victims and **41,395** non-victims.

Workforce

There are **3,020** children, family, and school social workers in Iowa with a mean wage of **\$25.26** (compared to Iowa's minimum wage: **\$7.25**)

Age Distribution of Maltreatment Victims, 2023



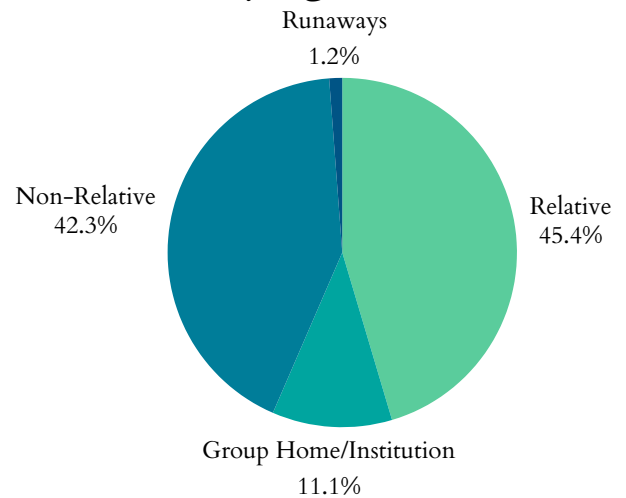
Published March 2025

Iowa's Children

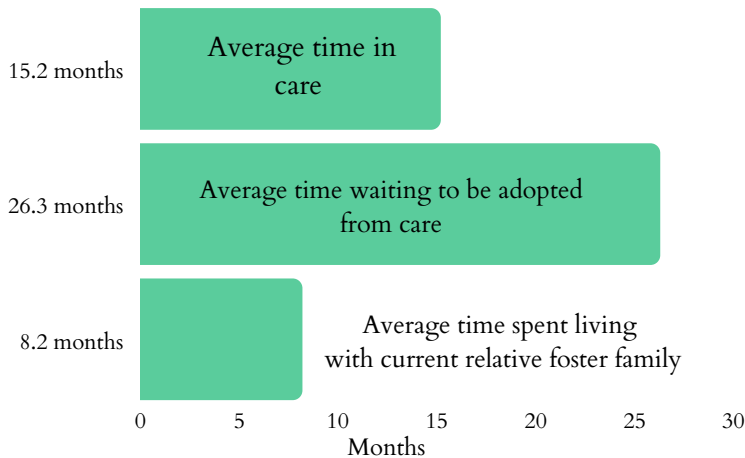
Foster Care and Adoptions

- **6,797** total children were served by the foster care system in FY 2022.
- **4,048** in care as of 09/30/2022.
- During 2022, **2,699** children entered care and **2,749** exited.
- **960** children were adopted; **985** were waiting to be adopted.
- **2.3%** decrease in the number of children in care between 2021-2022. Adoptions from the system increased by **4.9%** from 2021.

Where are Children in Foster Care Staying? 2021



Duration in Care, 2021



- In 2021, **178** children exited foster care due to age (7.8% increase from 2020).
- **1,631** children were living with non-relatives; **1,751** stayed with a relative.
- **430** children were staying in group homes or institutions; **46** children classified as runaways.
- **3%** of households had a grandparent living with a grandchild.

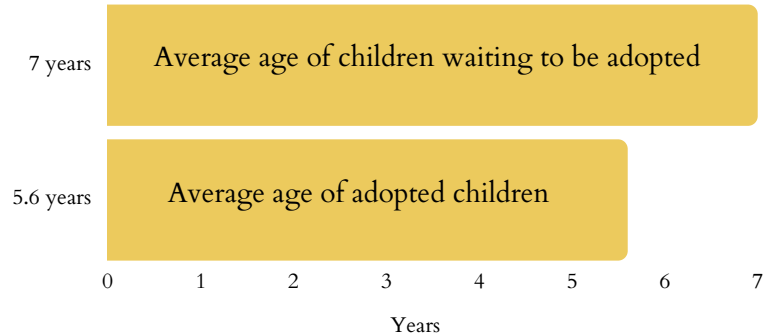
7.8%

The increase since 2020 in children transitioning from foster care to independence.

Juvenile Justice

- **8,901** total arrests for children under 18 in 2019.
- **964** for Disorderly Conduct.
- **1,891** for Property Crimes.
- **890** for Drug Abuse Violations.
- **267** children lived in juvenile correction facilities in 2021 (decrease from **441** kids in 2019; 39.5% decline).

Adoption, 2020



39.5%

The decline since 2019 of children living in juvenile correction facilities.

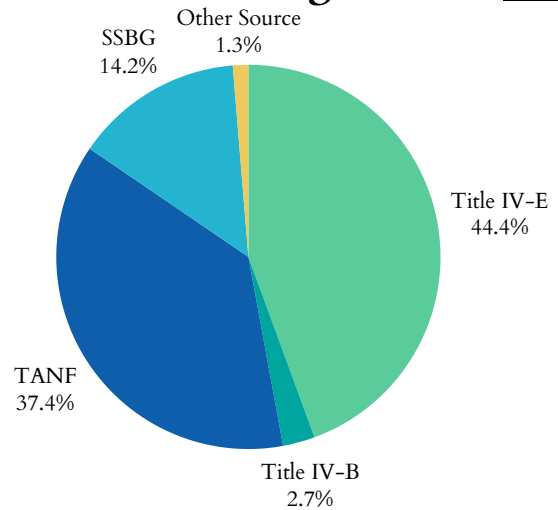


Iowa's Children

Funding for Child Welfare Services

- Iowa spent **\$290,288,636.74** on child welfare services in 2020.
 - Child welfare services = direct and administrative services
- \$156,834,940.62** = from the federal government.
- \$127,824,510.00** = from state and local funds.

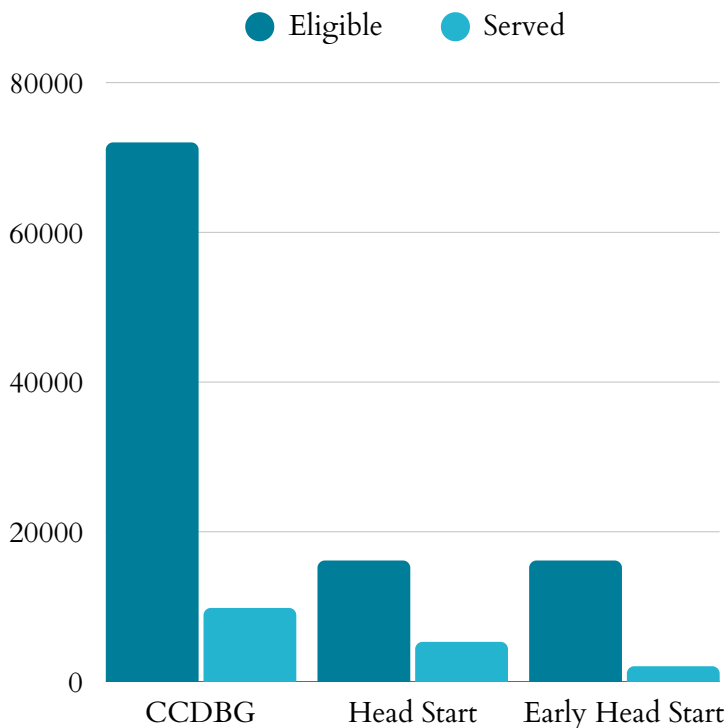
Federal Funding Sources, 2020



The significant funding sectors of the **\$156,834,940.62** in federal funding received in Iowa in 2020:

- \$20,155,837.00** as part of the Title IV-E Total Foster Care Program.
- \$41,838,503.00** as part of the Title IV-E Adoption Assistance Program.
- Iowa's sum of expenditures for Social Service Block Grants in 2022 was **\$28,306,441**

Child Care & Early Learning



- 33%** of Head Start eligible children are enrolled
- 13%** of Early Head Start eligible children are enrolled
- 14%** of Child Care & Development Block Grant eligible children 5 and under are served

- \$12,168** annual cost of center-based infant care
- \$8,176** annual cost of home-based infant care

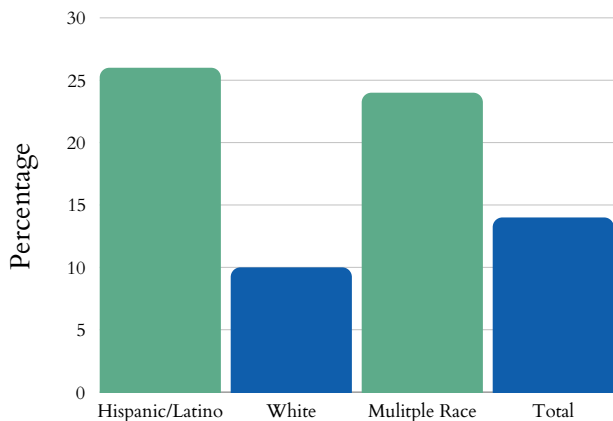


Iowa's Children

Child Poverty

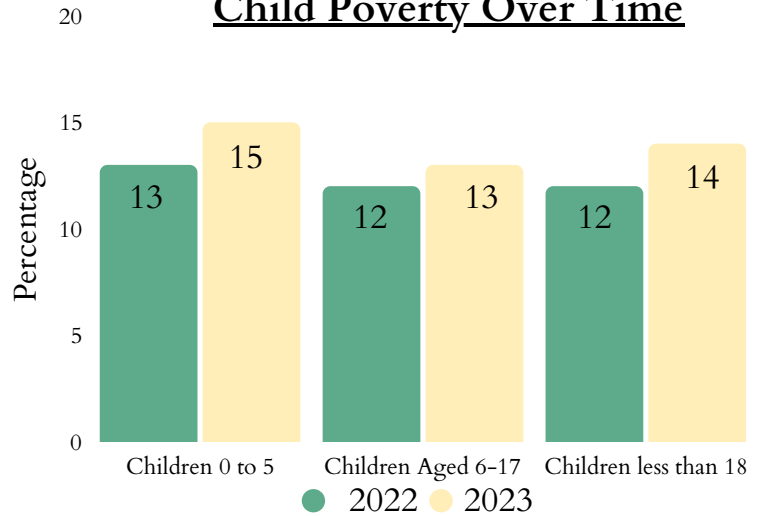
- 142,000 children lived with parents who lacked secure employment in 2023 (20% of all children).
- Average number of TANF recipients fell from 11,556 in 2022 to 10,590 in 2023 (8.4% decrease).

Child Poverty by Race or Ethnicity, 2023



Note: Data unavailable for other races.

Child Poverty Over Time

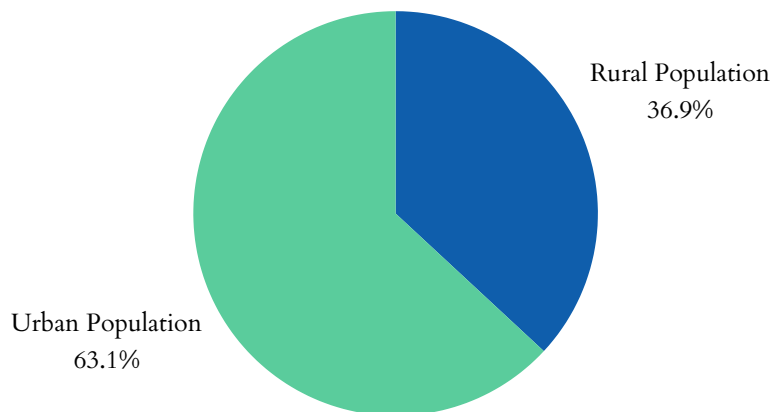


- The state spent \$40,296,948 on WIC in 2024, serving 61,683 people: a 7% increase in total participants and an 8.1% increase in spending since 2023.
- 329,779 people were food insecure between 2021 and 2023, including 115,404 children.
- 40.7% of households receiving SNAP benefits in 2019 had children.

HOUSING

- 1,836 children, from birth to three-years-old, are experiencing homelessness (1.24%)
- 27.8% of households receiving the Low Income Housing Tax Credit report having at least one member under 18
- 20% of children lived in households with a high housing cost burden.
- 5,767 total Iowa residents living in public housing

Total Urban vs. Rural Population of Iowa, 2020

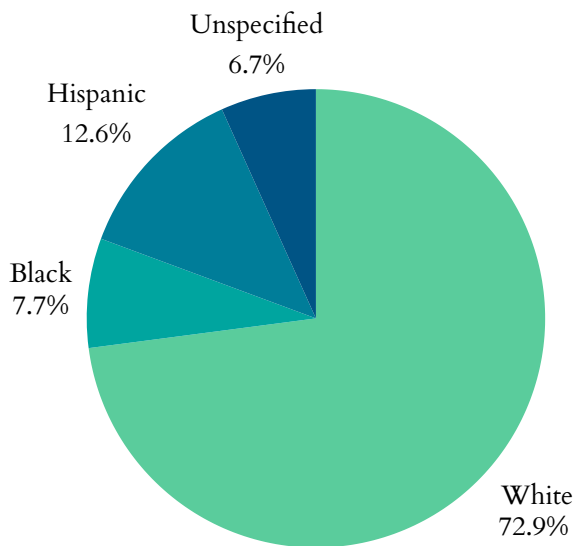


Iowa's Children

Health

- 2,742 low birth-weight babies (<5.5lbs) born in 2023 (7.6% of births).
- 3,731 preterm births (<37wks) in 2022 (10.23%).
 - 9.90% of all White babies
 - 11.24% of all Black babies
- 1,299 births to mothers aged 15-19 in 2023 -- a rate of 12 in every 1,000 teen girls.
- 181 infants aged <1yr died in 2023 -- a rate of 5 per 1,000.

Percentage of All Preterm Births by Race or Ethnicity, 2022



Medicaid Expansion

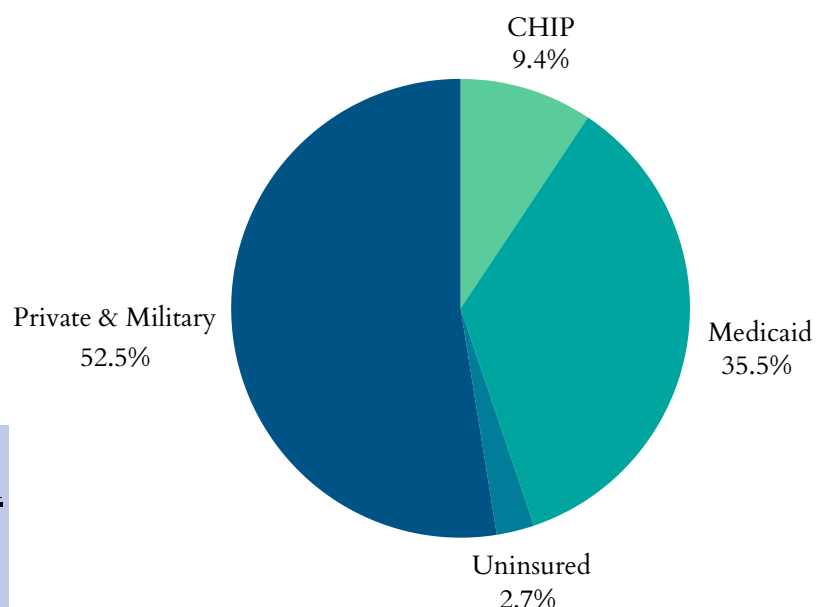
Iowa has been a Medicaid expansion state since 01/01/2014

Maternal Mortality

- 36 Iowa women died while pregnant or within 42 days post-pregnancy from any cause relating to or aggravated by said pregnancy, excluding accidents and incidents.
- For every 100,000 live births in Iowa, there are 20 maternal deaths.

- 26,000 children had no health insurance in 2023 (7.7% decrease from 2022).
- 291,000 children were enrolled in Medicaid in 2023 (6.5% increase from 2022).
- 91,640 children in Iowa were in the state Children Health Insurance Program (CHIP) in 2021 (9.9% decrease from 2020).

Health Insurance Coverage for Children, 2021

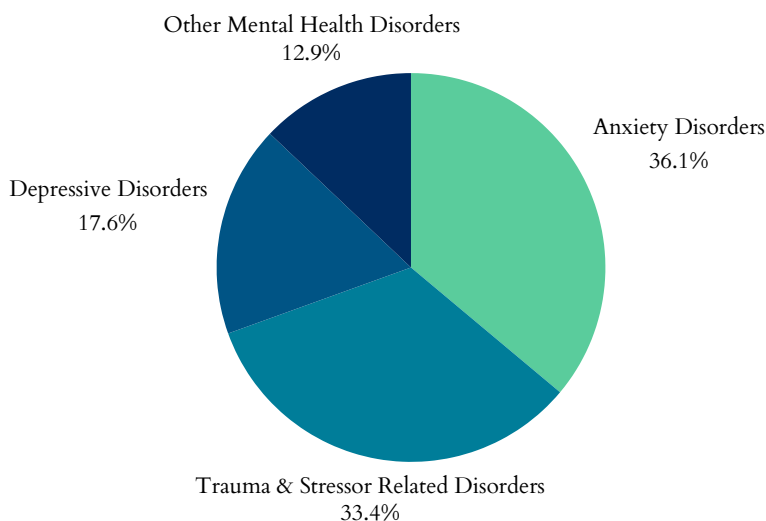


Iowa's Children

Zero to Three

- 64.5% of babies live above low-income
- 23.1% of babies live at low income
- 12.4% of babies live in poverty
- 6.6% of babies live in deep poverty
- 81.9% of new parents have at least one parent working full time

Top 5 Mental Health Diagnoses Among Children, 2022



Prenatal Substance Exposure

In 2023, Iowa reported 40 infants screened with prenatal substance exposure.

Iowa has a Family First plan approved by the administration.

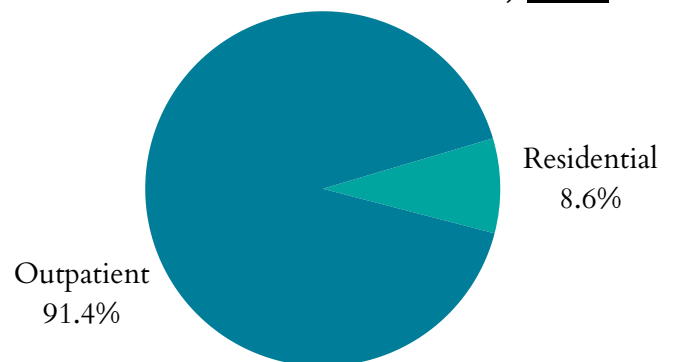
Teens & Youth

- 20,000 youth (16-19yrs) were not in school nor working in 2023 (5%)
- 10 children <19yrs were killed by a firearm in Iowa in 2022.

Mental Health

- 85,441 children received mental health treatment in Iowa in 2022 (4.6%)
- In 2022, there were 13.1 deaths per 100,000 adolescents aged 15-19 in Iowa.

Treatment Type for Youth with Substance Use Disorder, 2023



Substance Use

- From 2015 to 2019, an average of 14,283 children in Iowa (1.4% of the state's child population) lived with parents having a substance use disorder.
- On March 31st, 2023, 8,576 clients 18 and under were in treatment for substance use disorder

