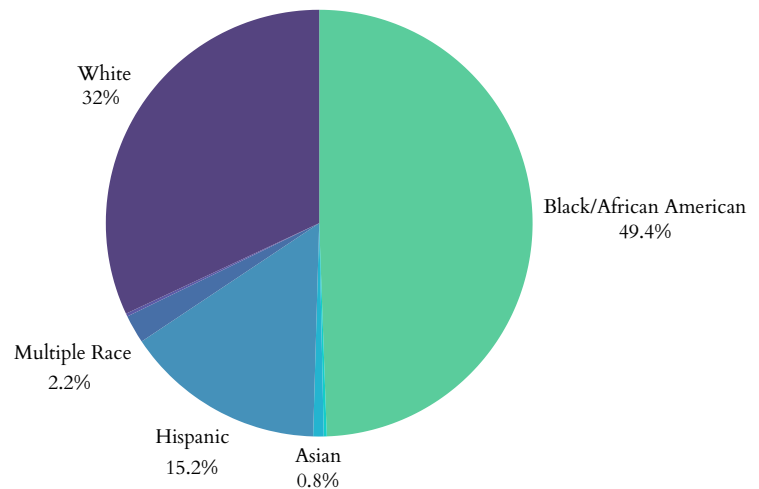


# Delaware's Children

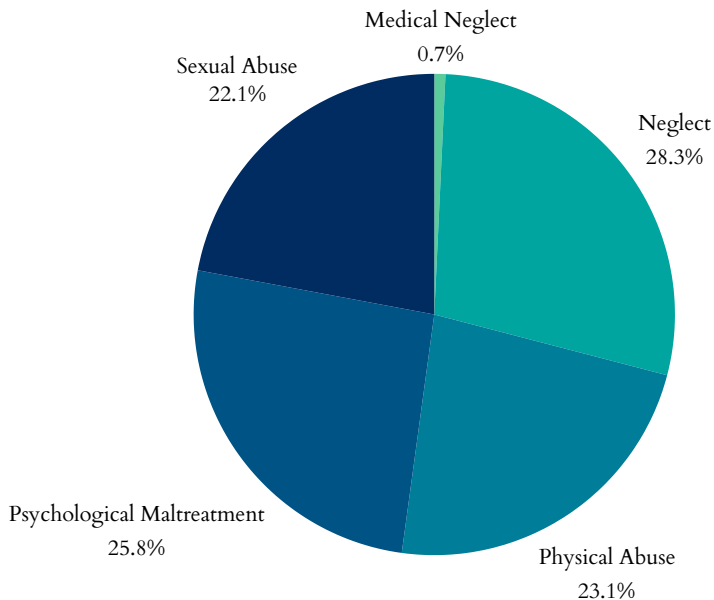
## Child Maltreatment

- In 2023, Delaware had 22,927 total referrals for child abuse and neglect. Of those, 5,319 were screened in for response by CPS.
- **882** were child victims of abuse or neglect, at a rate of 4.2 children per 1,000 (29.3% decrease since 2019).
- Of the 882 children, **738** were first-time victims.
- Largest age group of victims = **<1 years**, representing 92 of the 882 cases.

## Child Victims by Race or Ethnicity, 2023



## Types of Maltreatment Victims, 2023



## Perpetrators of child maltreatment (2023):

- 69% = parents of the child.
- 31% = non-parents or unknown relationship.

## Child victims (2023):

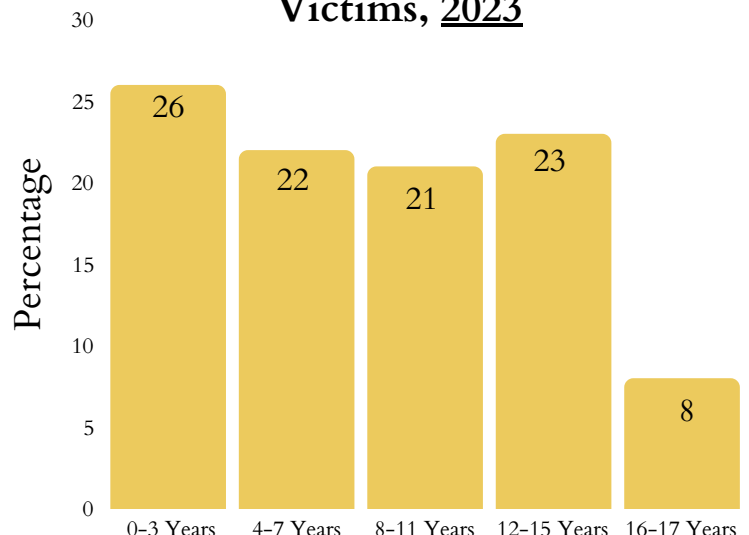
- 49% = female; 51% = male.

- Child fatalities decreased from 6 in 2022 to 7 in 2023.
- Delaware reported 0 total child victim of sex trafficking.
- Post-response services given to **349** victims and **1,508** non-victims.

## Workforce

There are 880 child, family, and school social workers in Delaware with a median wage of **\$23.18** (compared to Delaware's minimum wage: \$13.25)

## Age Distribution of Maltreatment Victims, 2023



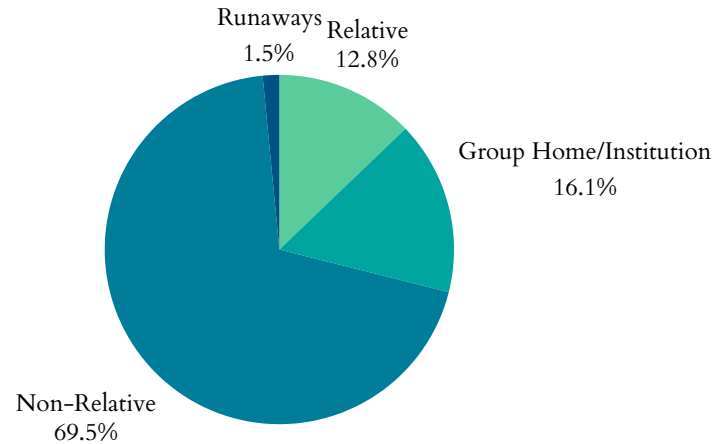
Published March 2025

# Delaware's Children

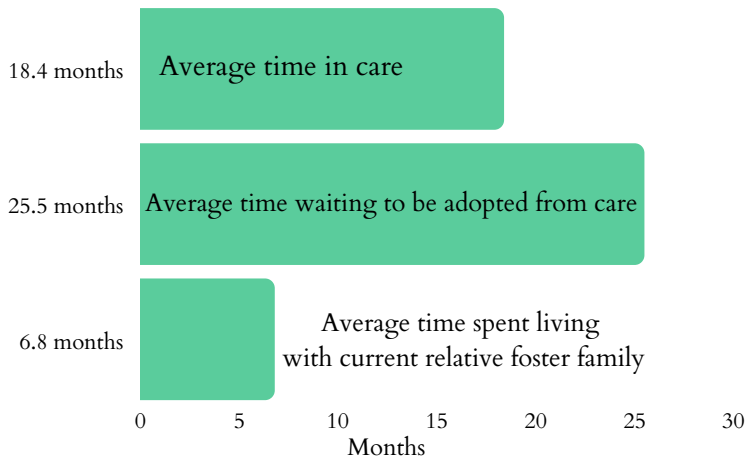
## Foster Care and Adoptions

- **804** total children were served by the foster care system in FY 2022.
- **548** in care as of 09/30/2022.
- During 2022, **370** children entered care and **256** exited.
- **55** children were adopted; **148** were waiting to be adopted.
- **23.4%** increase in the number of children in care between 2021-2022. Adoptions from the system decreased by **37.5%** from 2021.

### Where are Children in Foster Care Staying? 2021

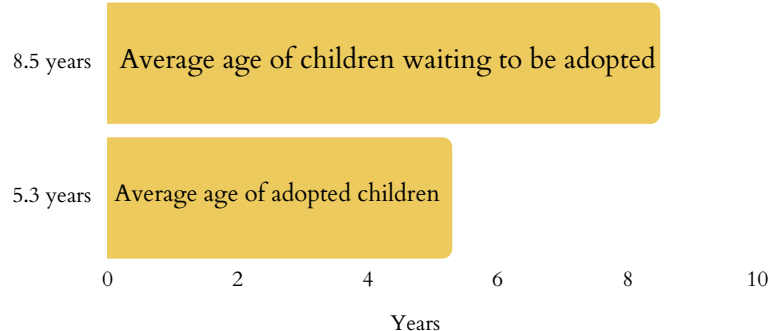


### Duration in Care, 2021



- In 2021, **52** children exited foster care due to age (**34.2%** decrease from 2020).
- **263** children were living with non-relatives; **67** stayed with a relative.
- **84** children were staying in group homes or institutions; **8** children classified as runaways.
- **4%** of households had a grandparent living with a grandchild.

### Adoption, 2020



**34.2%** The decrease since 2020 in children transitioning from foster care to independence.

### Juvenile Justice

- **2,924** total arrests for children under 18 in 2019.
- **214** for Disorderly Conduct.
- **551** for Property Crimes.
- **256** for Drug Abuse Violations.
- **135** children lived in juvenile correction facilities in 2021 (increase from **129** kids in 2019; **4.7%** increase).

**4.7%** The increase since 2019 of children living in juvenile correction facilities.

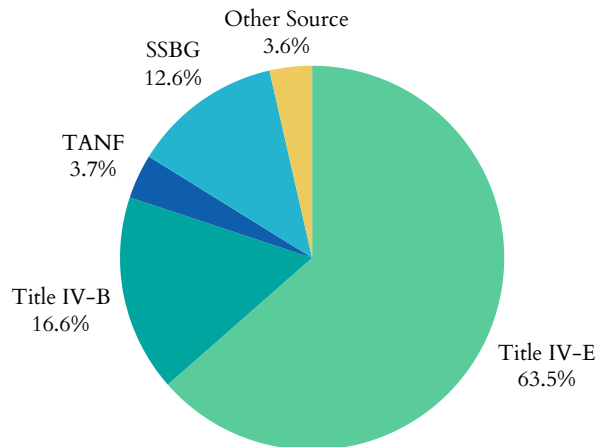


# Delaware's Children

## Funding for Child Welfare Services

- Delaware spent **\$74,452,769** on child welfare services in 2020
  - Child welfare services = direct and administrative services
- \$9,489,194** = from the federal government
- \$63,693,345** = from state and local funds

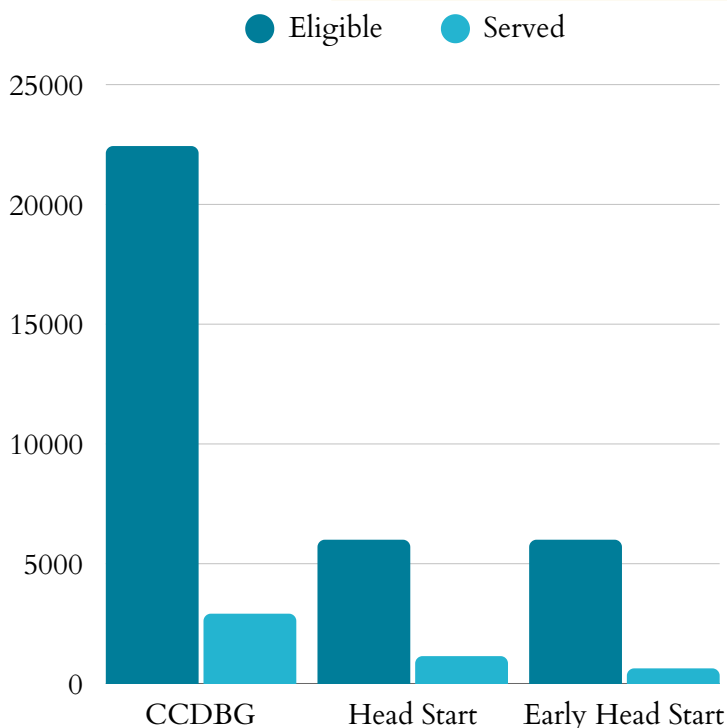
### Federal Funding Sources, 2020



The significant funding sectors of the **\$9,489,194** in federal funding received in Delaware in 2020:

- \$2,318,573** as part of the Title IV-E Total Foster Care Program.
- \$3,273,173** as part of the Title IV-E Adoption Assistance Program.
- Delaware's sum of expenditures for Social Service Block Grants in 2022 was **\$3,359,427**

## Child Care & Early Learning



- 19%** of Head Start eligible children are enrolled
- 11%** of Early Head Start eligible children are enrolled
- 13%** of Child Care & Development Block Grant eligible children 5 and under are served

- \$14,995** annual cost of center-based infant care
- \$10,146** annual cost of home-based infant care

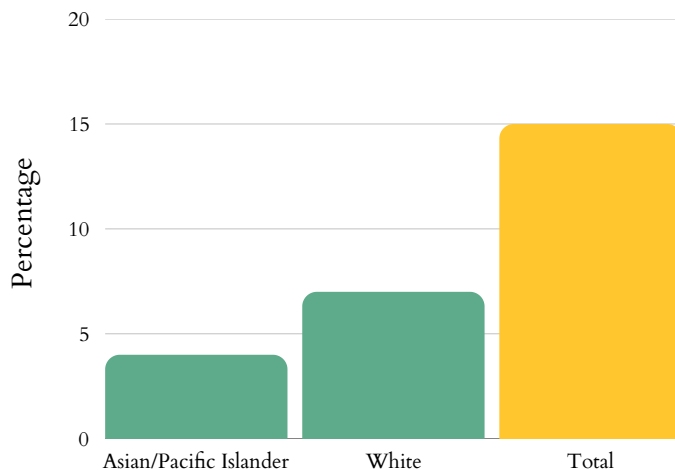


# Delaware's Children

## Child Poverty

- **54,000** children lived with parents who lacked secure employment in 2023 (26% of all children).
- Average number of TANF recipients rose from **7,845** in 2022 to **8,371** in 2023 (6.7% increase).

### Child Poverty by Race or Ethnicity, 2023

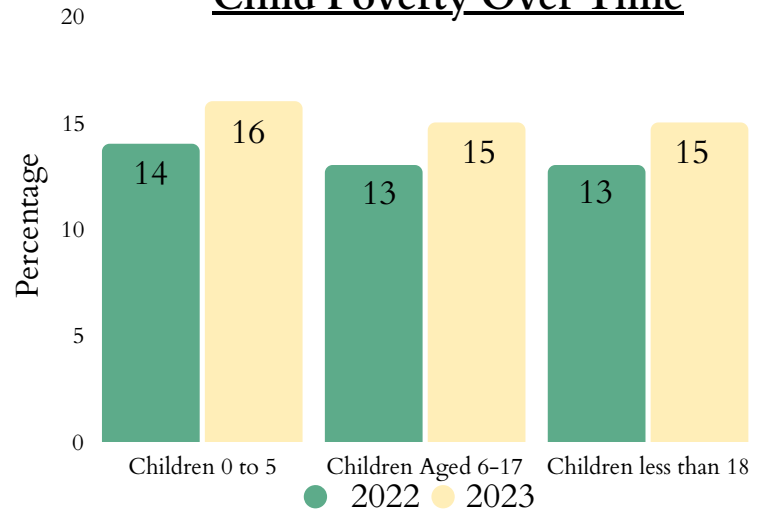


Note: Data unavailable for other races.

## HOUSING

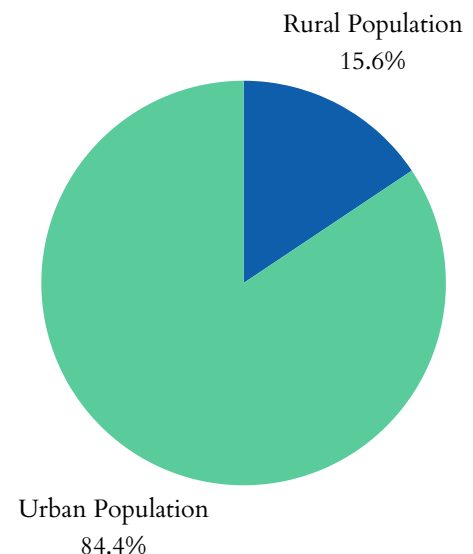
- **1,129** children, from birth to three-years-old, are experiencing homelessness (2.64%)
- **37.9%** of households receiving the Low Income Housing Tax Credit report having at least one member under 18
- **24%** of children lived in households with a high housing cost burden.
- **3,904** total Delaware residents living in public housing

### Child Poverty Over Time



- The state spent **\$5,442,394** on WIC in 2023, serving **19,845** people: an 11.7% increase in total participants and 7.7% increase in spending since 2022.
- **120,130** people were food insecure between 2021 and 2023, including 37,680 children.
- **43.7%** of households receiving SNAP benefits in 2021 had children.

### Total Urban vs. Rural Population of Delaware, 2020

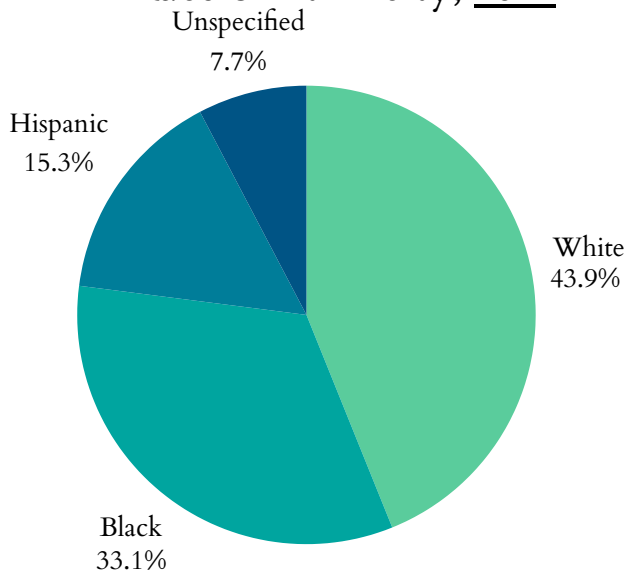


# Delaware's Children

## Health

- **954** low birth-weight babies (<5.5lbs) born in 2023 (9.2% of births).
- **1,171** preterm births (<37wks) in 2022 (10.83% of births).
  - 10.21% of all White babies
  - 13.60% of all Black babies
- **44** births to mothers aged 15-19 in 2023 - a rate of 13 in every 1,000 teen girls.
- **62** infants aged <1yr died in 2023; a rate of 5.9 per 1,000.

Percentage of All Preterm Births by Race or Ethnicity, 2022



## Medicaid Expansion

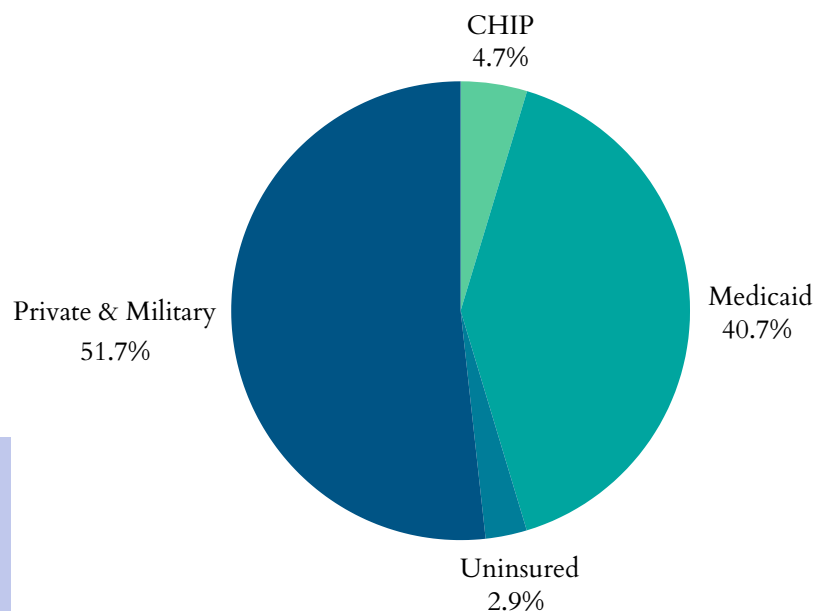
Delaware is a Medicaid expansion state.

## Maternal Mortality

- **9** Delaware women died while pregnant, or within 42 days post pregnancy from any cause relating to or aggravated by said pregnancy, excluding accidents and incidents
- For every 100,000 live births in Delaware, there is an unknown number of maternal deaths

- **11,000** children had no health insurance in 2023 (57% increase from 2022).
- **89,000** children were enrolled in Medicaid in 2023 (4.7% increase from 2022).
- **12,838** children in Delaware were in the state Children Health Insurance Program (CHIP) in 2021 (5% decrease from 2020).

Health Insurance Coverage for Children, 2021

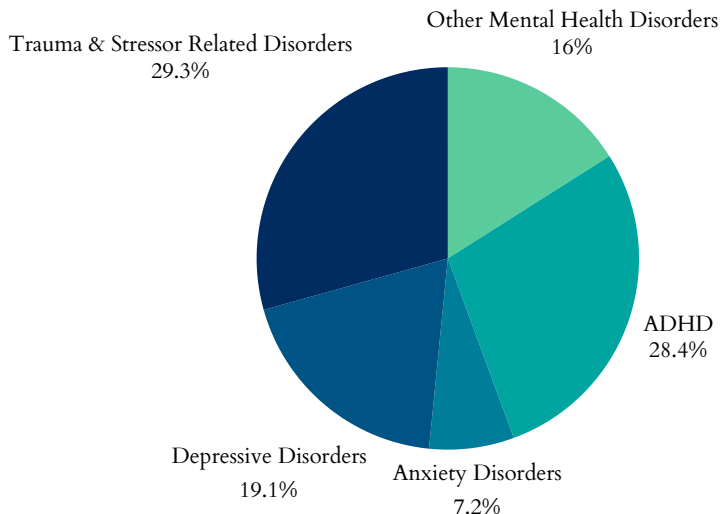


# Delaware's Children

## Zero to Three

- 56.9% of babies live above low-income
- 19.4% of babies live at low income
- 23.7% of babies live in poverty
- 8.6% of babies live in deep poverty
- 74.4% of new parents have at least one parent working full time

### Top 5 Mental Health Diagnoses Among Children, 2022



## Plans for Safe Care

- In 2023, Delaware reported 235 infants screened in with prenatal substance exposure.
- Delaware reported 228 plans of safe care for screened-in infants.

Delaware has a Family First plan submitted to the administration.

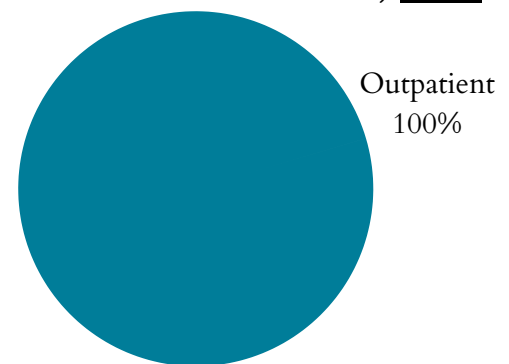
## Teens & Youth

- 3,000 youth (16-19yrs) were not in school nor working in 2023 (5%)
- 13 children <19yrs were killed by a firearm in Delaware in 2020.

## Mental Health

- 4,044 children received mental health treatment in Delaware in 2022 (0.2%)
- In 2022 there were 8.0 deaths from suicide per 100,000 adolescents aged 15-19 in Delaware.

### Treatment Type for Youth with Substance Use Disorder, 2023



## Substance Use

- From 2015 to 2019, an average of 8,800 children in Delaware (3.1% of the state's child population) lived with parents having a substance use disorder.
- On March 31st, 2023, 7,386 clients 18 and under were in treatment for SUD.

