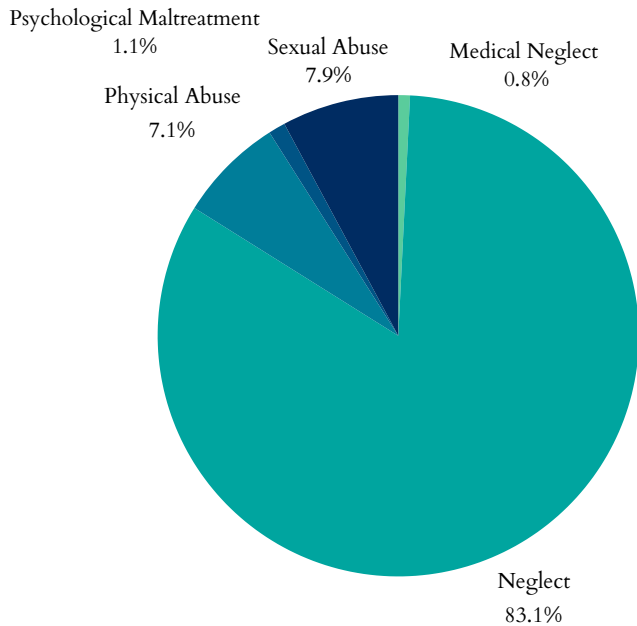


# Colorado's Children

## Child Maltreatment

- In 2023, Colorado had **111,364** total referrals for child abuse and neglect. Of those, 31,403 were screened in for response by CPS.
- **9,868** were child victims of abuse or neglect, at a rate of 8.1 children per 1,000 (19.4% decrease since 2019).
- Of the 9,868 children, **6,753** were first-time victims.
- Largest age group of victims = **<1 years**, representing 1,208 of the 9,868 cases.

## Types of Maltreatment Victims, 2023



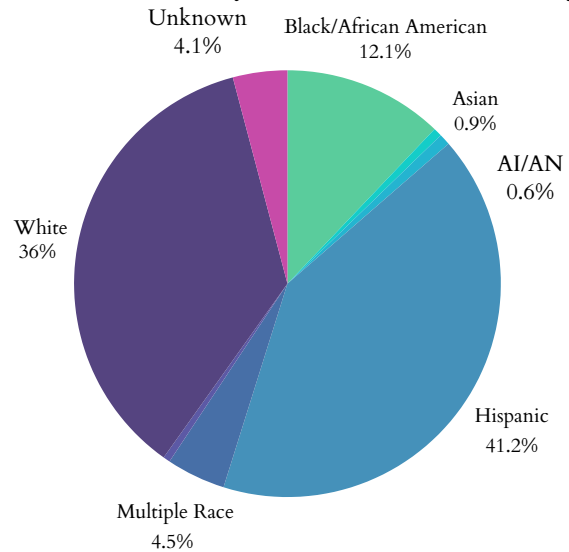
## Workforce

There are **7,560** child, family, and school social workers in Colorado with a median wage of **\$31.10** (compared to Colorado's minimum wage: **\$14.42**)



Published March 2025

## Child Victims by Race or Ethnicity, 2023



## Perpetrators of child maltreatment (2023):

- **73%** = parents of the child.
- **27%** = non-parents or unknown relationship.

## Child victims (2023):

- **49%** = female; **51%** = male.

- Child fatalities decreased from **40** in 2022 to **32** in 2023.
- Colorado reported **0** total child victim of sex trafficking.
- Post-response services given to **1,957** victims and **744** non-victims.

## Age Distribution of Maltreatment Victims, 2023

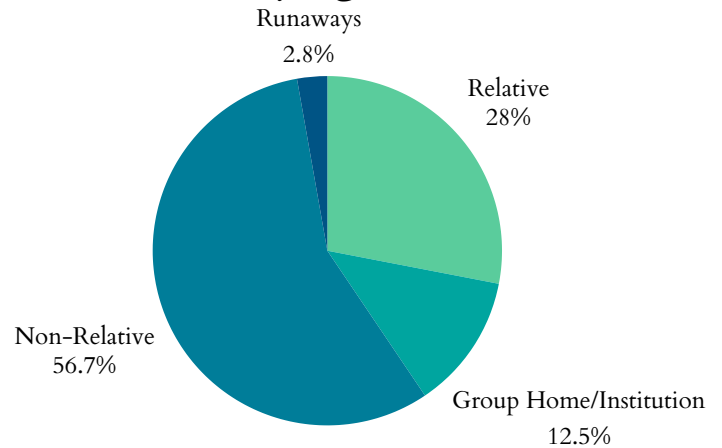


# Colorado's Children

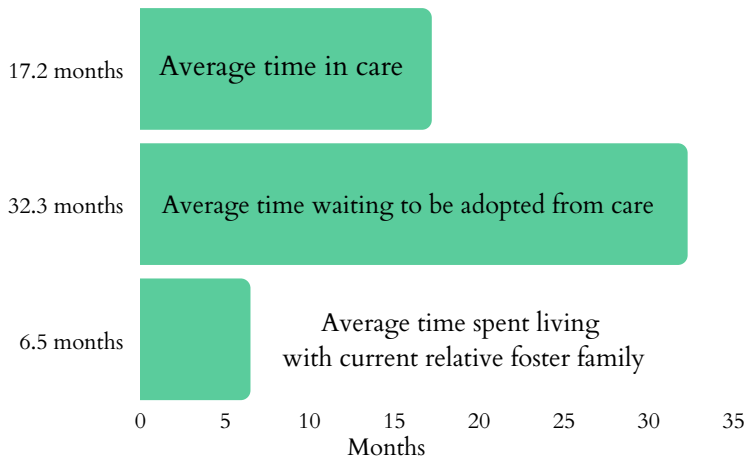
## Foster Care and Adoptions

- **7,155** total children were served by the foster care system in FY 2022.
- **4,133** in care as of 09/30/2022.
- During 2022, **3,097** children entered care and **3,022** exited.
- **745** children were adopted; **823** were waiting to be adopted.
- **2.7%** decrease in the number of children in care between 2021-2022. Adoptions from the system also decreased by **5.7%** from 2021.

### Where are Children in Foster Care Staying? 2021



### Duration in Care, 2021



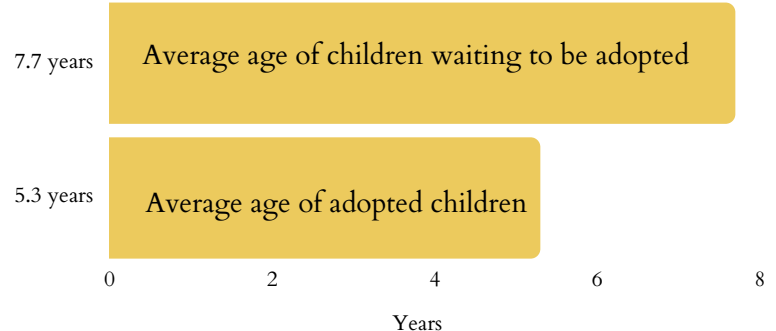
- In 2021, **171** children exited foster care due to age (**10.5%** decrease from 2020).
- **2,217** children were living with non-relatives; **1,097** stayed with a relative.
- **490** children were staying in group homes or institutions; **109** children classified as runaways.
- **3%** of households had a grandparent living with a grandchild.

**10.5%** The decrease since 2020 in children transitioning from foster care to independence.

### Juvenile Justice

- **16,885** total arrests for children under 18 in 2019.
- **1,565** for Disorderly Conduct.
- **3,062** for Property Crimes.
- **1,920** for Drug Abuse Violations.
- **462** children lived in juvenile correction facilities in 2021 (decrease from 753 kids in 2019; **38.6%** decline).

### Adoption, 2020



**38.6%** The decline since 2019 of children living in juvenile correction facilities.

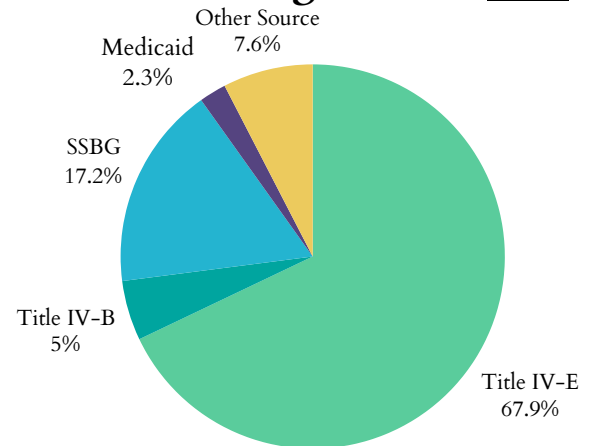


# Colorado's Children

## Funding for Child Welfare Services

- Colorado spent **\$455,074,837.71** on child welfare services in 2020
  - Child welfare services = direct and administrative services
- **\$163,826,078.41** = from the federal government
- **\$285,140,828.30** = from state and local funds

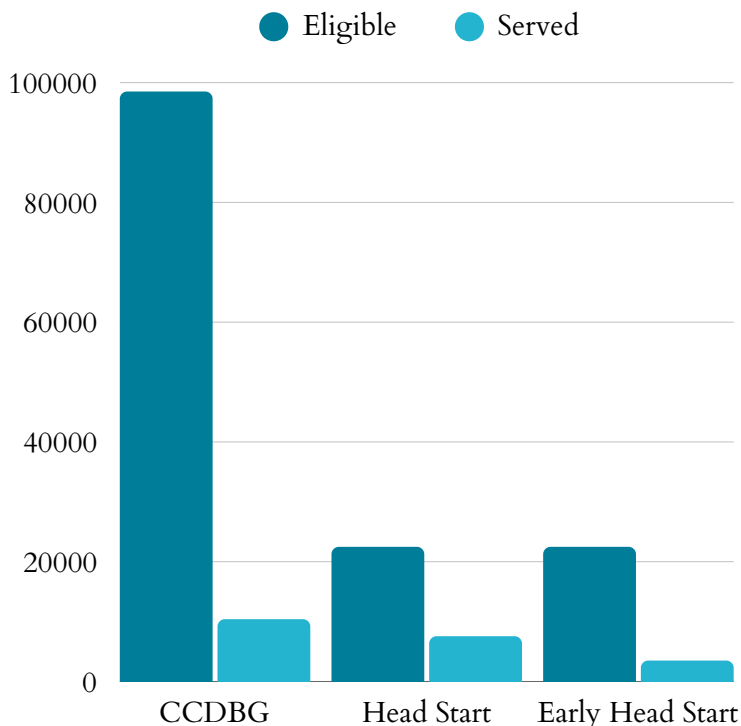
## Federal Funding Sources, 2020



The significant funding sectors of the **\$163,826,078.41** in federal funding received in Colorado in 2020:

- **\$72,335,968** as part of the Title IV-E Total Foster Care Program.
- **\$19,818,895** as part of the Title IV-E Adoption Assistance Program.
- Colorado's sum of expenditures for Social Service Block Grants in 2022 was **\$26,924,697**

## Child Care & Early Learning



- **34%** of Head Start eligible children are enrolled
- **16%** of Early Head Start eligible children are enrolled
- **11%** of Child Care & Development Block Grant eligible children 5 and under are served

- **\$19,573** annual cost of center-based infant care
- **\$12,750** annual cost of home-based infant care

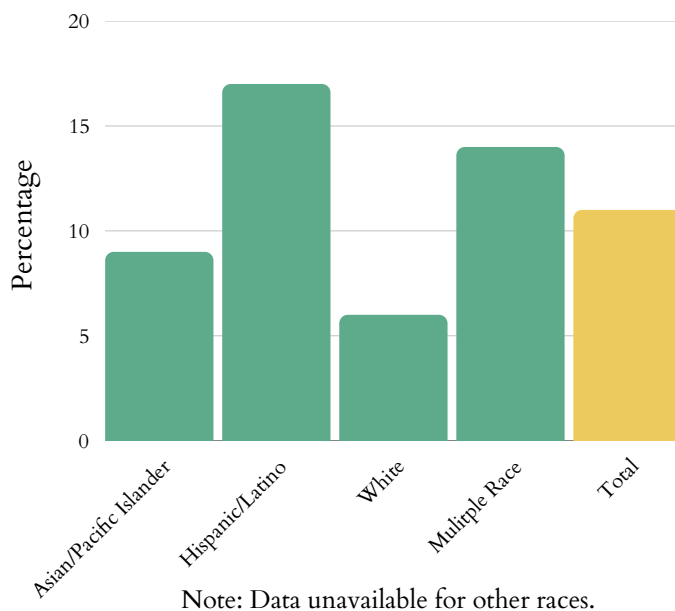


# Colorado's Children

## Child Poverty

- 263,000 children lived with parents who lacked secure employment in 2023 (22% of all children).
- Average number of TANF recipients rose from 28,475 in 2022 to 29,403 in 2023 (3% increase).

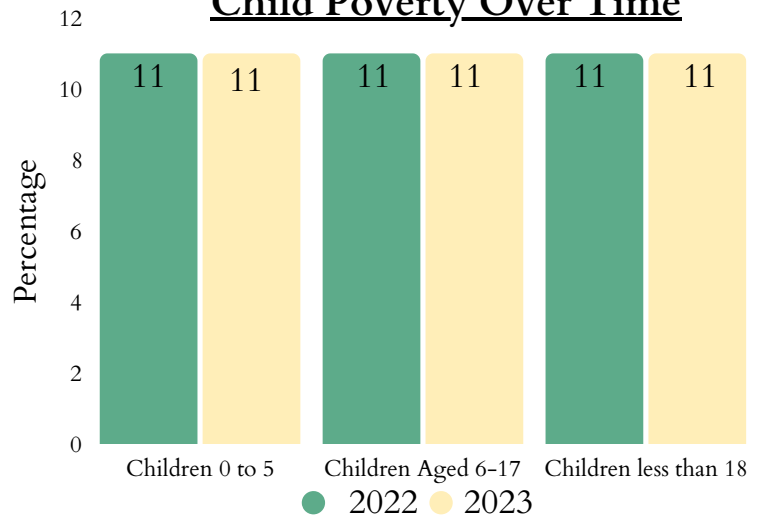
### Child Poverty by Race or Ethnicity, 2023



## HOUSING

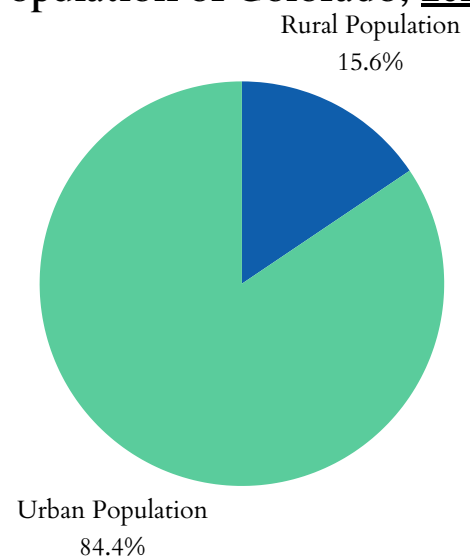
- 4,529 children, from birth to three-years-old, are experiencing homelessness (1.84%)
- 32.7% of households receiving the Low Income Housing Tax Credit report having at least one member under 18
- 30% of children lived in households with a high housing cost burden.
- 11,913 total Colorado residents living in public housing

### Child Poverty Over Time



- The state spent \$26,049,580 on WIC in 2023, serving 84,967 people: an 8.7% increase in total participants and 0.7% decrease in spending since 2022.
- 671,340 people were food insecure between 2021 and 2023, including 172,280 children.
- 42.8% of households receiving SNAP benefits in 2021 had children.

### Total Urban vs. Rural Population of Colorado, 2020

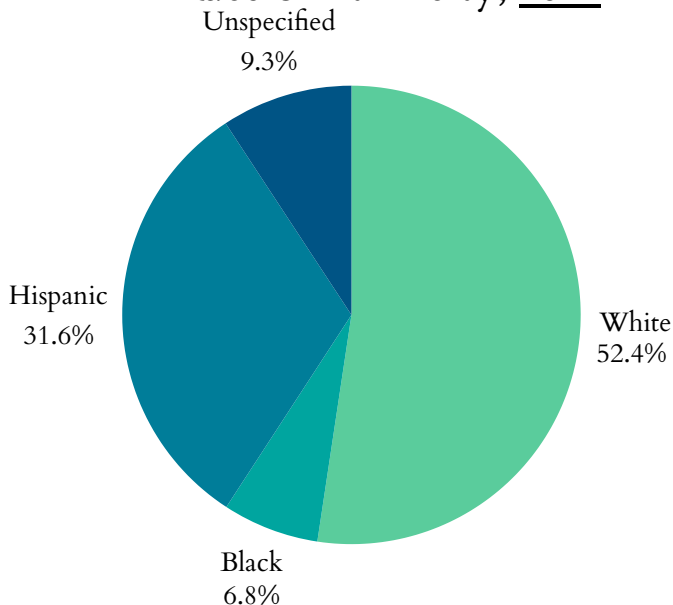


# Colorado's Children

## Health

- 5,973 low birth-weight babies (<5.5lbs) born in 2023 (9.7% of births).
- 6,258 preterm births (<37wks) in 2022 (10.04% of births).
  - 9.35% of all White babies
  - 14.30% of all Black babies
- 1,999 births to mothers aged 15-19 in 2023 -- a rate of 11 in every 1,000 teen girls.
- 281 infants aged <1yr died in 2023; a rate of 4.6 per 1,000.

### Percentage of All Preterm Births by Race or Ethnicity, 2022



## Medicaid Expansion

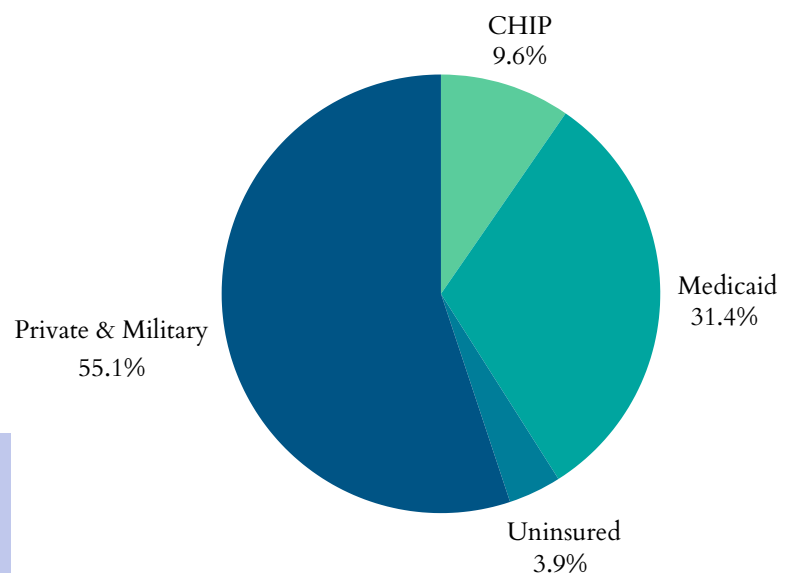
Colorado is a Medicaid expansion state.

## Maternal Mortality

- 50 Colorado women died while pregnant, or within 42 days post pregnancy from any cause relating to or aggravated by said pregnancy, excluding accidents and incidents
- For every 100,000 live births in Colorado, there is 16 maternal deaths

- 53,000 children had no health insurance in 2023 (14% decrease from 2022).
- 440,000 children were enrolled in Medicaid in 2023 (2% increase from 2022).
- 150,717 children in Colorado were in the state Children Health Insurance Program (CHIP) in 2021 (8% decrease from 2020).

### Health Insurance Coverage for Children, 2021

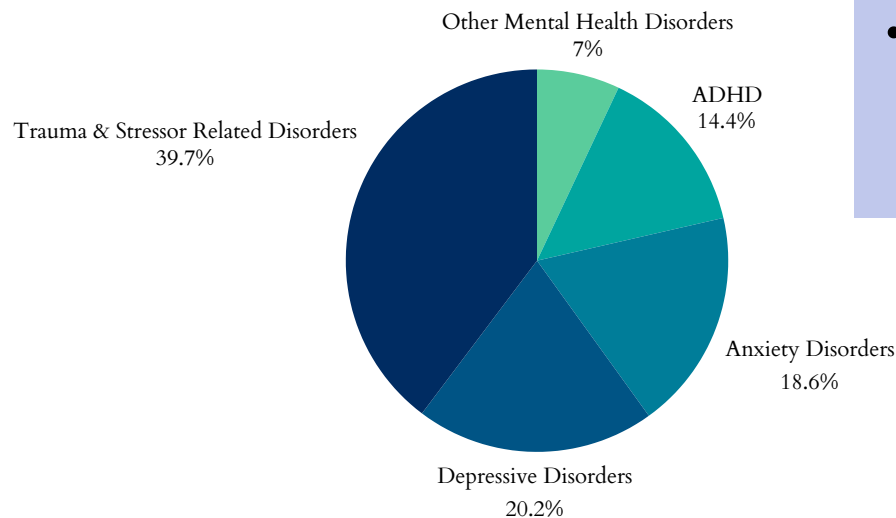


# Colorado's Children

## Zero to Three

- 67.5% of babies live above low-income
- 19.3% of babies live at low income
- 13.2% of babies live in poverty
- 6.7% of babies live in deep poverty
- 73.7% of new parents have at least one parent working full time

### Top 5 Mental Health Diagnoses Among Children, 2022



### Plans for Safe Care

- In 2023, Colorado reported 18 infants screened in with prenatal substance exposure.
- Colorado reported 1 plans of safe care for screened-in infants.

Colorado does have a Family First plan approved by the administration.

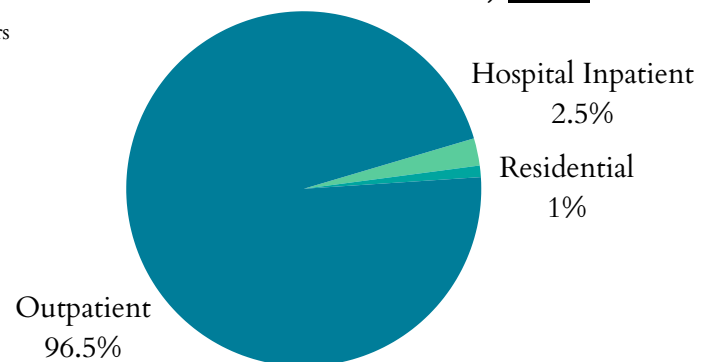
## Teens & Youth

- 18,000 youth (16-19yrs) were not in school nor working in 2023 (6%)
- 79 children <19yrs were killed by a firearm in Colorado in 2020.

## Mental Health

- 33,602 children received mental health treatment in Colorado in 2022 (1.8%)
- In 2022 there were 19.4 deaths from suicide per 100,000 adolescents aged 15-19 in Colorado.

### Treatment Type for Youth with Substance Use Disorder, 2023



## Substance Use

- From 2015 to 2019, an average of 65,918 children in Colorado (3.2% of the state's child population) lived with parents having a substance use disorder.
- On March 31st, 2023, 2,290 clients 18 and under were in treatment for SUD.

