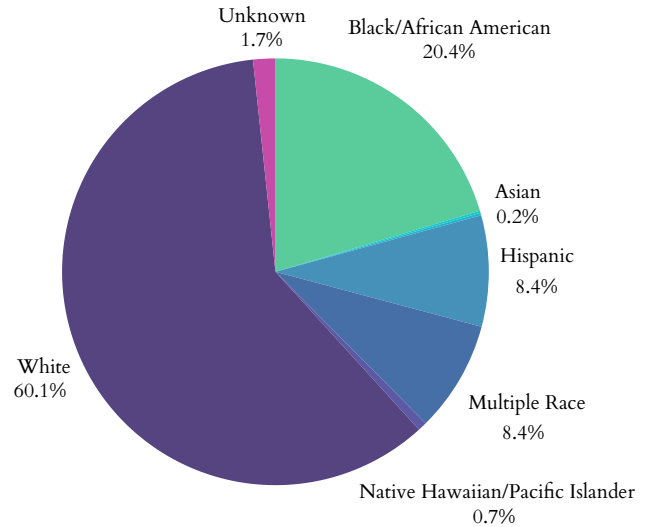


Arkansas' Children

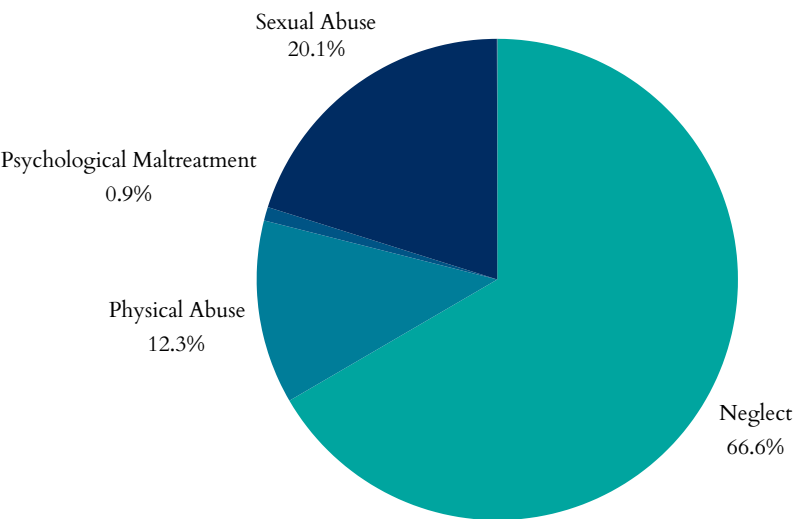
Child Maltreatment

- In 2023, Arkansas had 63,732 total referrals for child abuse and neglect. Of those, 34,677 were screened in for response by CPS.
- **7,824** were child victims of abuse or neglect, at a rate of 11.1 children per 1,000 (6.9% decrease since 2019).
- Of the 7,824 children, **6,337** were first-time victims.
- Largest age group of victims = **<1 years**, representing 1,776 of the 7,824 cases.

Child Victims by Race or Ethnicity, 2023



Types of Maltreatment Victims, 2023



Perpetrators of child maltreatment (2023):

- 67% = parents of the child.
- 33% = non-parents or unknown relationship.

Child victims (2023):

- 49% = female; 51% = male.

- Child fatalities increased from 39 in 2022 to 33 in 2023.
- Arkansas reported 2 total child victim of sex trafficking.
- Post-response services given to **6,149** victims and **8,297** non-victims.

Workforce

There are 1,230 child, family, and school social workers in Arkansas with a median wage of **\$23.04** (compared to Arkansas' minimum wage: \$11.00)

Age Distribution of Maltreatment Victims, 2023

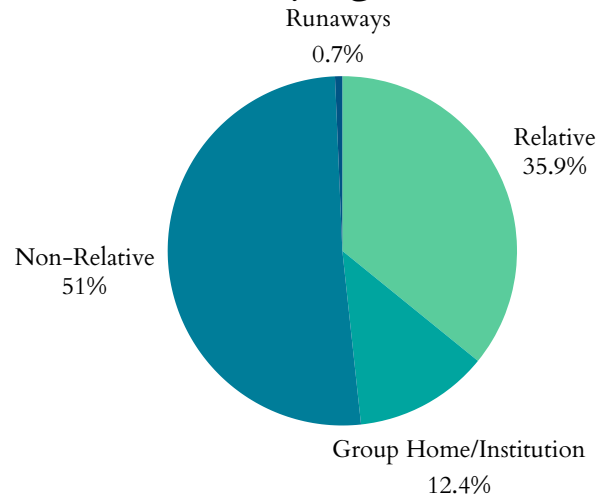


Arkansas' Children

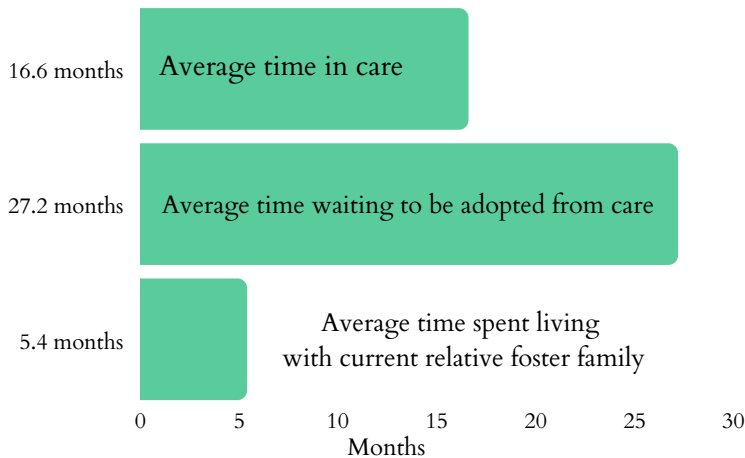
Foster Care and Adoptions

- 6,788 total children were served by the foster care system in FY 2022.
- 3,952 in care as of 09/30/2022.
- During 2022, 2,336 children entered care and 2,836 exited.
- 848 children were adopted; 1,213 were waiting to be adopted.
- 12.5% decrease in the number of children in care between 2021-2022. Adoptions from the system also decreased by 10.4% from 2021.

Where are Children in Foster Care Staying? 2021



Duration in Care, 2021




- In 2021, 211 children exited foster care due to age (7.5% decrease from 2020).
- 2,047 children were living with non-relatives; 1,438 stayed with a relative.
- 499 children were staying in group homes or institutions; 27 children classified as runaways.
- 4% of households had a grandparent living with a grandchild.

7.5% The decrease since 2020 in children transitioning from foster care to independence.

Juvenile Justice

- 7,809 total arrests for children under 18 in 2019.
- 690 for Disorderly Conduct.
- 1,425 for Property Crimes.
- 823 for Drug Abuse Violations.
- 297 children lived in juvenile correction facilities in 2021 (decrease from 465 kids in 2019; 36% decline).

Adoption, 2020



36% The decline since 2019 of children living in juvenile correction facilities.

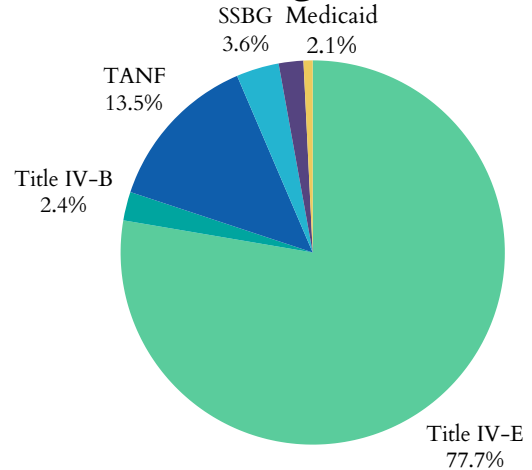


Arkansas' Children

Funding for Child Welfare Services

- Arkansas spent **\$156,316,238.93** on child welfare services in 2020
 - Child welfare services = direct and administrative services
- \$91,196,655.88** = from the federal government
- \$65,119,583.05** = from state and local funds

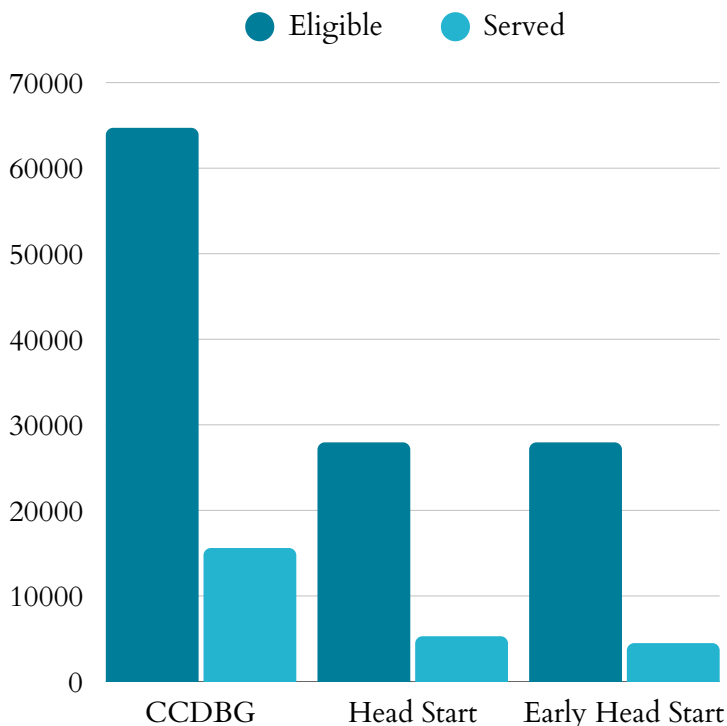
Federal Funding Sources, 2020



The significant funding sectors of the **\$91,196,655.88** in federal funding received in Arkansas in 2020:

- \$37,212,967 as part of the Title IV-E Total Foster Care Program.
- \$32,497,857 as part of the Title IV-E Adoption Assistance Program.
- Arkansas' sum of expenditures for Social Service Block Grants in 2022 was **\$15,896,977**

Child Care & Early Learning



- 19%** of Head Start eligible children are enrolled
- 16%** of Early Head Start eligible children are enrolled
- 24%** of Child Care & Development Block Grant eligible children 5 and under are served

- \$8,869** annual cost of center-based infant care
- \$7,691** annual cost of home-based infant care

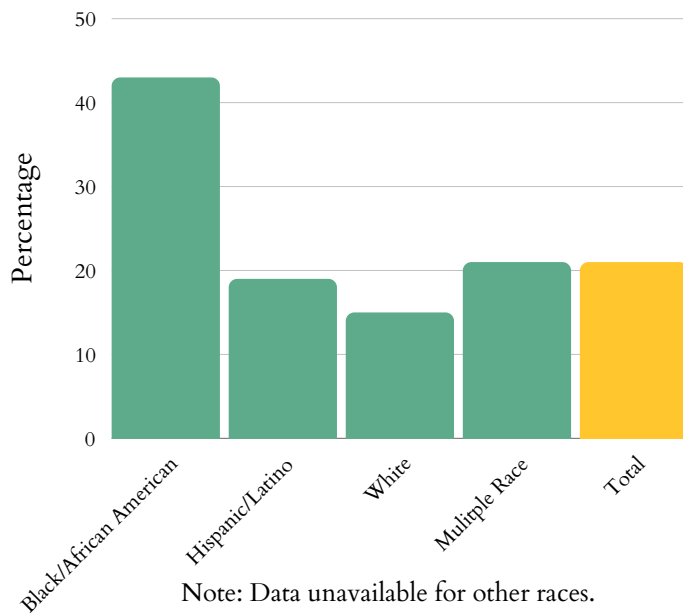


Arkansas' Children

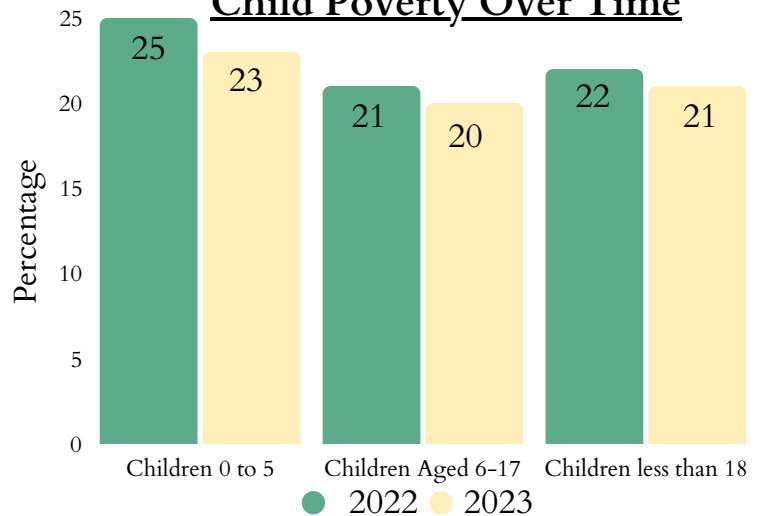
Child Poverty

- 194,000 children lived with parents who lacked secure employment in 2023 (28% of all children).
- Average number of TANF recipients fell from 2,597 in 2022 to 2,164 in 2023 (17% decrease).

Child Poverty by Race or Ethnicity, 2023

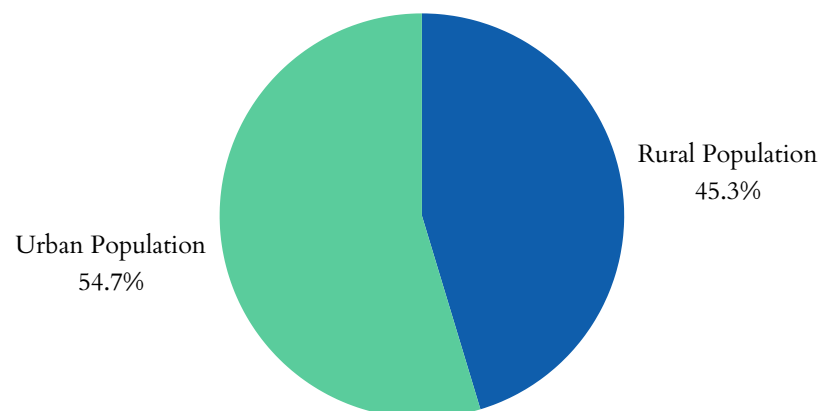


Child Poverty Over Time



- The state spent \$24,716,916 on WIC in 2023, serving 62,157 people: an 11% increase in total participants and 6.77% increase in spending since 2022.
- 567,110 people were food insecure between 2021 and 2023, including 168,430 children.
- 48.3% of households receiving SNAP benefits in 2021 had children.

Total Urban vs. Rural Population of Arkansas, 2020



HOUSING

- 4,315 children, from birth to three-years-old, are experiencing homelessness (3.01%)
- 35.6% of households receiving the Low Income Housing Tax Credit report having at least one member under 18
- 25% of children lived in households with a high housing cost burden.
- 17,684 total Arkansas residents living in public housing

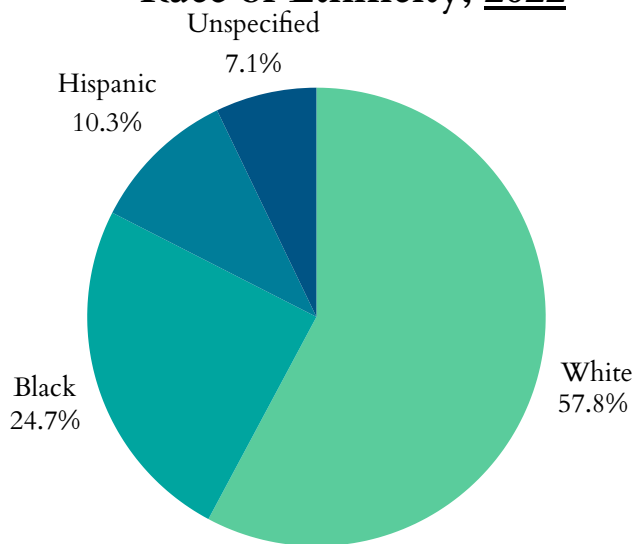


Arkansas' Children

Health

- **3,399** low birth-weight babies (<5.5lbs) born in 2023 (9.6% of births).
- **4,174** preterm births (<37wks) in 2022 (11.78% of births).
 - 10.71% of all White babies
 - 16.38% of all Black babies
- **2,436** births to mothers aged 15-19 in 2023 -- a rate of 24 in every 1,000 teen girls.
- **294** infants aged <1yr died in 2023; a rate of 8.3 per 1,000.

Percentage of All Preterm Births by Race or Ethnicity, 2022



Medicaid Expansion

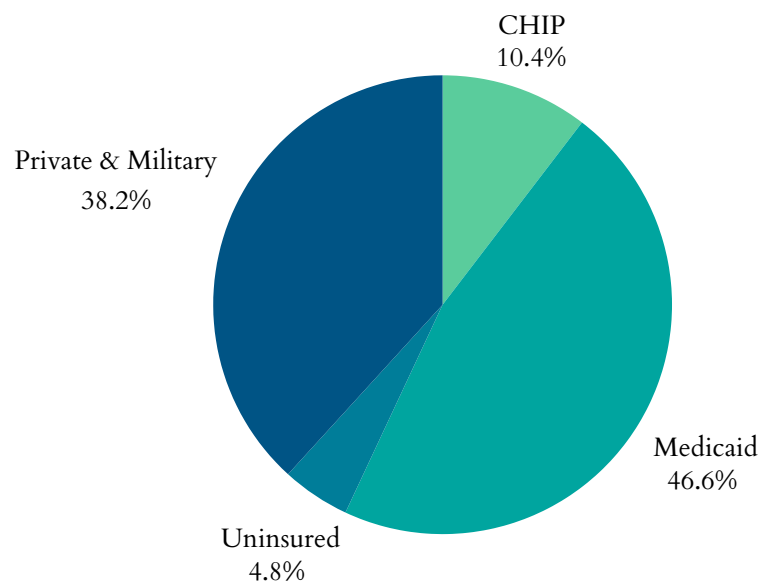
Arkansas is a Medicaid expansion state.

Maternal Mortality

- **69** Arkansas women died while pregnant, or within 42 days post pregnancy from any cause relating to or aggravated by said pregnancy, excluding accidents and incidents
- For every 100,000 live births in Arkansas, there is **38** maternal deaths

- **50,000** children had no health insurance in 2023 (14% increase from 2022).
- **355,000** children were enrolled in Medicaid in 2023 (7% decrease from 2022).
- **92,956** children in Arkansas were in the state Children Health Insurance Program (CHIP) in 2021 (11% increase from 2020).

Health Insurance Coverage for Children, 2021

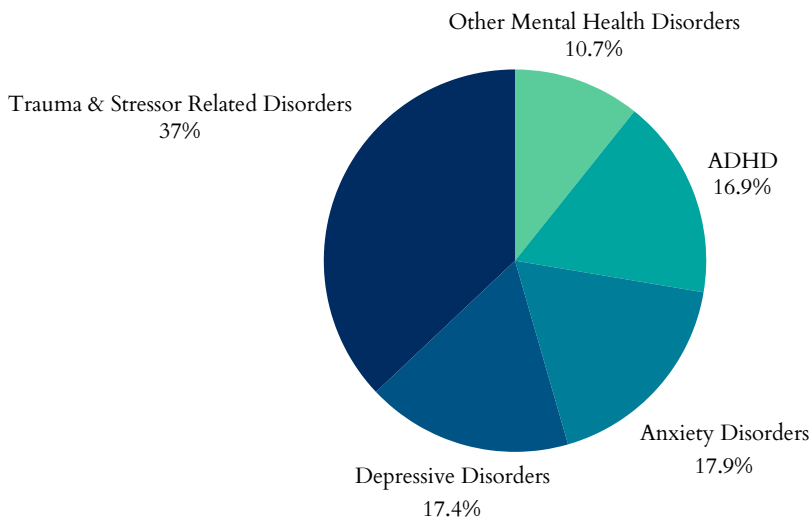


Arkansas' Children

Zero to Three

- 46.3% of babies live above low-income
- 24.9% of babies live at low income
- 28.8% of babies live in poverty
- 12.8% of babies live in deep poverty
- 69.6% of new parents have at least one parent working full time

Top 5 Mental Health Diagnoses Among Children, 2022



Plans for Safe Care

- In 2023, Arkansas reported 1,796 infants screened in with prenatal substance exposure.
- Arkansas reported 1,394 plans of safe care for screened-in infants.

Arkansas does have a Family First plan approved by the administration.

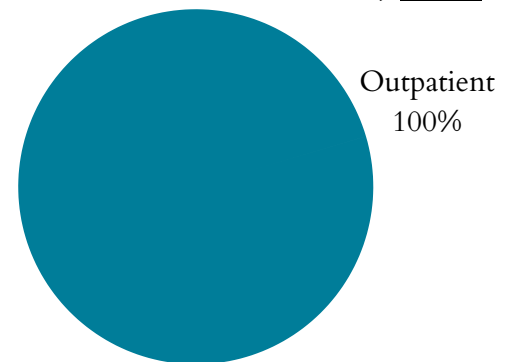
Teens & Youth

- 17,000 youth (16-19yrs) were not in school nor working in 2023 (10%)
- 61 children <19yrs were killed by a firearm in Arkansas in 2020.

Mental Health

- 23,243 children received mental health treatment in Arkansas in 2022 (1.3%)
- In 2022 there were 11.6 deaths from suicide per 100,000 adolescents aged 15-19 in Arkansas.

Treatment Type for Youth with Substance Use Disorder, 2023



Substance Use

- From 2015 to 2019, an average of 19,269 children in Arkansas (2.0% of the state's child population) lived with parents having a substance use disorder.
- On March 31st, 2023, 626 clients 18 and under were in treatment for SUD.

