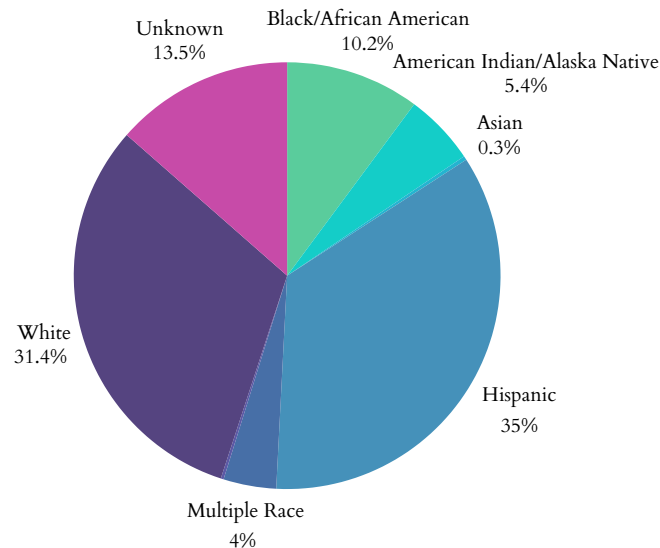


Arizona's Children

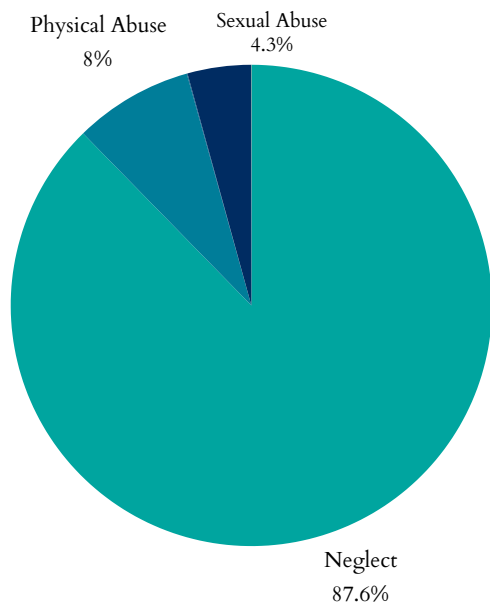
Child Maltreatment

- In 2023, Arizona had **90,832** total referrals for child abuse and neglect. Of those, 44,804 were screened in for response by CPS.
- **11,624** were child victims of abuse or neglect, at a rate of 7.3 children per 1,000 (9.5% decrease since 2019).
- Of the 11,624 children, **6,614** were first-time victims.
- Largest age group of victims = **<1 years**, representing 2,627 of the 11,624 cases.

Child Victims by Race or Ethnicity, 2023



Types of Maltreatment Victims, 2023



Workforce

There are **7,690** child, family, and school social workers in Arizona with a median wage of **\$23.93** (compared to Arizona's minimum wage: **\$14.35**)

Perpetrators of child maltreatment (2023):

- **73%** = parents of the child.
- **27%** = non-parents or unknown relationship.

Child victims (2023):

- **49%** = female; **51%** = male.

- Child fatalities increased from **38** in 2022 to **43** in 2023.
- Arizona reported 1 total child victim of sex trafficking.
- Post-response services given to **8,263** victims and **8,571** non-victims.

Age Distribution of Maltreatment Victims, 2023



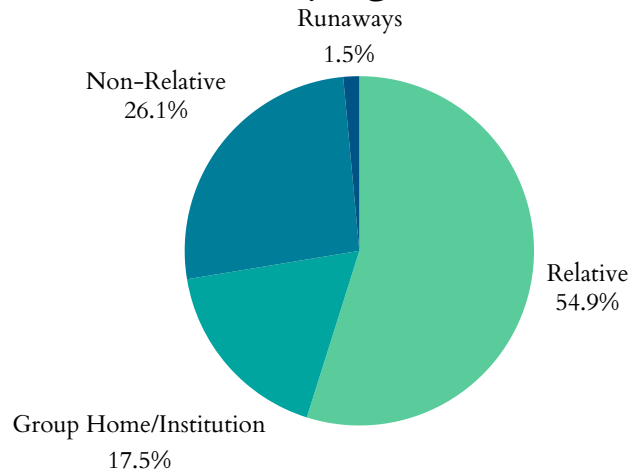
Published March 2025

Arizona's Children

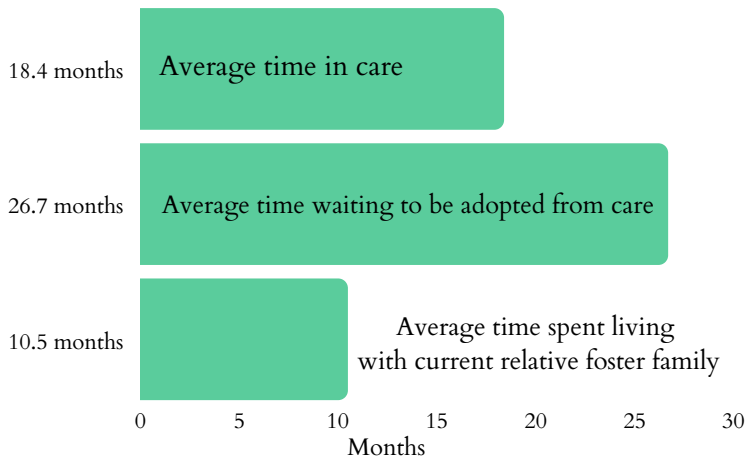
Foster Care and Adoptions

- **20,565** total children were served by the foster care system in FY 2022.
- **12,358** in care as of 09/30/2022.
- During 2022, **6,874** children entered care and **8,207** exited.
- **2,371** children were adopted; **3,015** were waiting to be adopted.
- **17%** decrease in the number of children in care between 2021-2022. Adoptions from the system also decreased by **19.9%** from 2021.

Where are Children in Foster Care Staying? 2021



Duration in Care, 2021



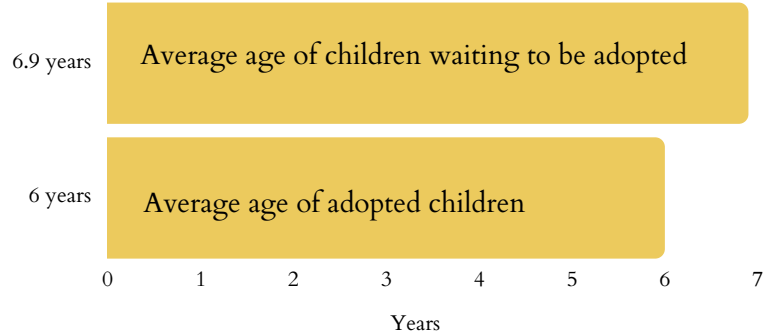
- In 2021, **428** children exited foster care due to age (**15.6%** decrease from 2020).
- **3,409** children were living with non-relatives; **7,160** stayed with a relative.
- **2,288** children were staying in group homes or institutions; **193** children classified as runaways.
- **5%** of households had a grandparent living with a grandchild.

15.6% The increase since 2020 in children transitioning from foster care to independence.

Juvenile Justice

- **18,502** total arrests for children under 18 in 2019.
- **1,299** for Disorderly Conduct.
- **2,839** for Property Crimes.
- **2,970** for Drug Abuse Violations.
- **351** children lived in juvenile correction facilities in 2021 (decrease from **606** kids in 2019; **42%** decline).

Adoption, 2020



42% The decline since 2019 of children living in juvenile correction facilities.

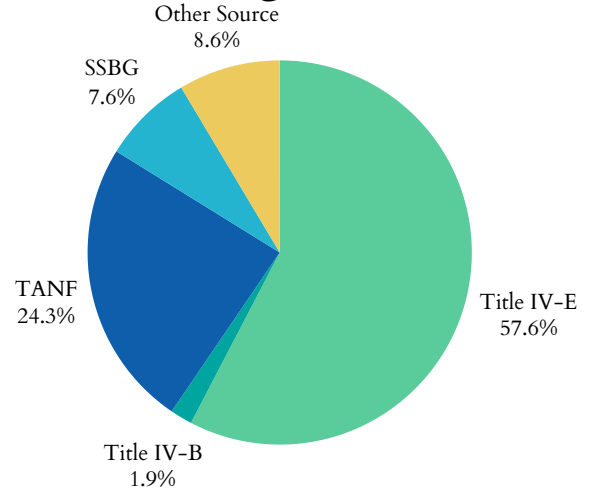


Arizona's Children

Funding for Child Welfare Services

- Arizona spent **\$945,178,337.74** on child welfare services in 2020
 - Child welfare services = direct and administrative services
- **\$560,529,997** = from the federal government
- **\$377,472,825** = from state and local funds

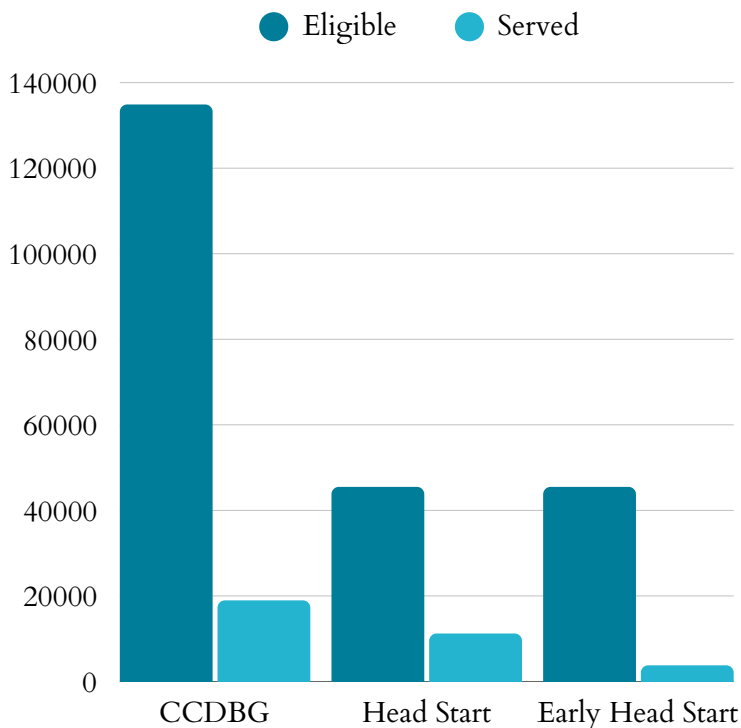
Federal Funding Sources, 2020



The significant funding sectors of the **\$560,529,997** in federal funding received in Arizona in 2020:

- **\$132,731,565** as part of the Title IV-E Total Foster Care Program.
- **\$168,279,649** as part of the Title IV-E Adoption Assistance Program.
- Arizona's sum of expenditures for Social Service Block Grants in 2022 was **\$59,572,913**

Child Care & Early Learning



- **25%** of Head Start eligible children are enrolled
- **8%** of Early Head Start eligible children are enrolled
- **14%** of Child Care & Development Block Grant eligible children 5 and under are served

- **\$14,040** annual cost of center-based infant care
- **\$8,840** annual cost of home-based infant care

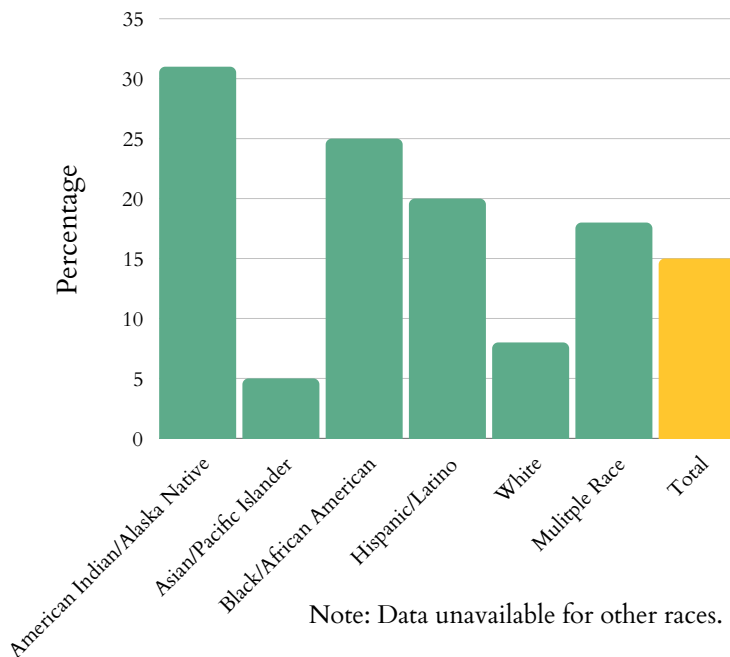


Arizona's Children

Child Poverty

- **387,000** children lived with parents who lacked secure employment in 2023 (24% of all children).
- Average number of TANF recipients fell from **11,906** in 2022 to **10,675** in 2023 (10% decrease).

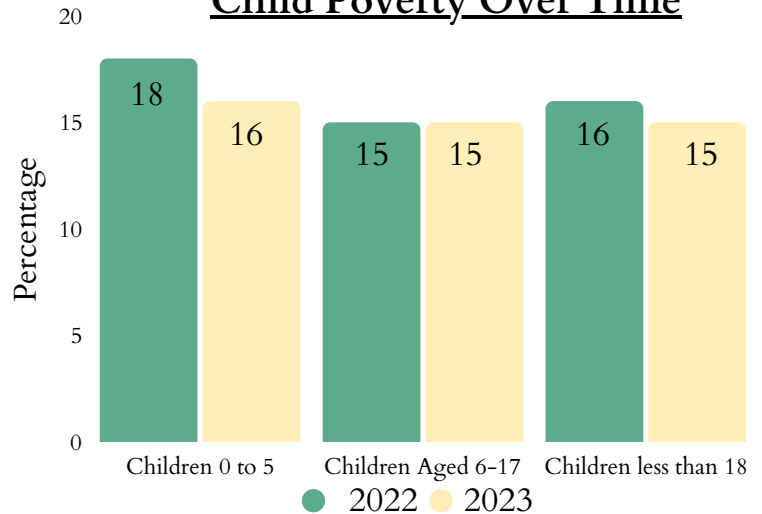
Child Poverty by Race or Ethnicity, 2023



HOUSING

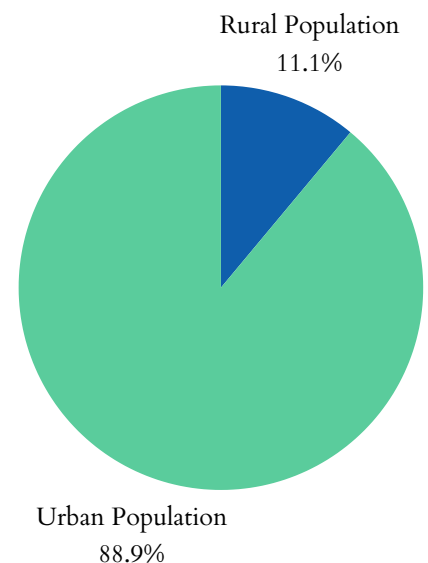
- **4,804** children, from birth to three-years-old, are experiencing homelessness (1.54%)
- **41.3%** of households receiving the Low Income Housing Tax Credit report having at least one member under 18
- **29%** of children lived in households with a high housing cost burden.
- **9,725** total Arizona residents living in public housing

Child Poverty Over Time



- The state spent **\$46,072,833** on WIC in 2023, serving **149,248** people: a 5.82% increase in total participants and 7.12% increase in spending since 2022.
- **963,130** people were food insecure between 2021 and 2023, including 293,950 children.
- **46.3%** of households receiving SNAP benefits in 2021 had children.

Total Urban vs. Rural Population of Arizona, 2020

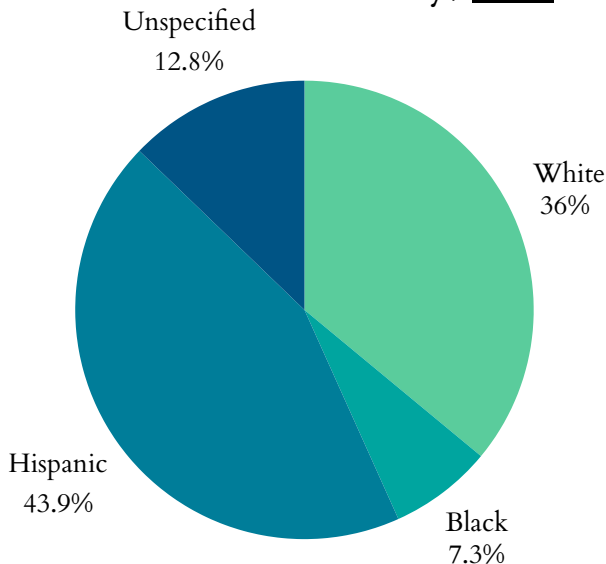


Arizona's Children

Health

- **6,291** low birth-weight babies (<5.5lbs) born in 2023 (8.1% of births).
- **7,729** preterm births (<37wks) in 2022 (9.85% of births).
 - 9.13% of all White babies
 - 12.71% of all Black babies
- **3,461** births to mothers aged 15-19 in 2023 -- a rate of 14 in every 1,000 teen girls.
- **430** infants aged <1yr died in 2023; a rate of 5.5 per 1,000.

Percentage of All Preterm Births by Race or Ethnicity, 2022



Medicaid Expansion

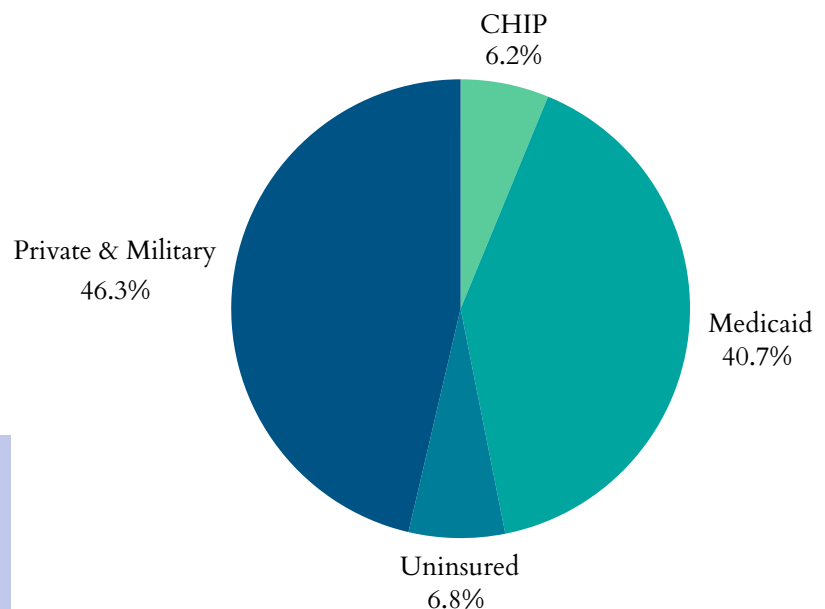
Arizona is a Medicaid expansion state.

Maternal Mortality

- **118** Arizona women died while pregnant, or within 42 days post pregnancy from any cause relating to or aggravated by said pregnancy, excluding accidents and incidents
- For every 100,000 live births in Arizona, there is **30** maternal deaths

- **145,000** children had no health insurance in 2023 (2.7% increase from 2022).
- **612,000** children were enrolled in Medicaid in 2023 (2% decrease from 2022).
- **134,122** children in Arizona were in the state Children Health Insurance Program (CHIP) in 2021 (12% increase from 2020).

Health Insurance Coverage for Children, 2021

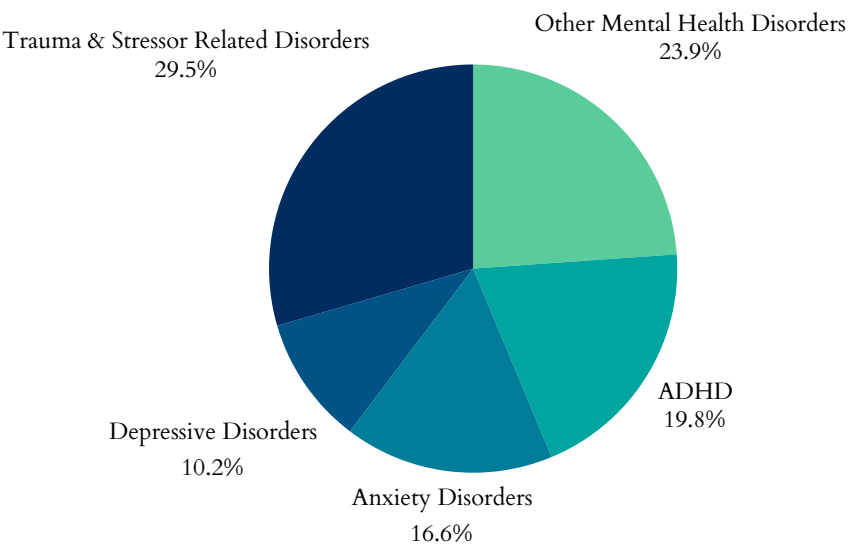


Arizona's Children

Zero to Three

- 56.6% of babies live above low-income
- 24.1% of babies live at low income
- 19.3% of babies live in poverty
- 10.1% of babies live in deep poverty
- 72.6% of new parents have at least one parent working full time

Top 5 Mental Health Diagnoses Among Children, 2022



Plans for Safe Care

- In 2023, Arizona reported 472 infants screened in with prenatal substance exposure.
- Arizona reported 303 plans of safe care for screened-in infants.

Arizona does have a Family First plan approved by the administration.

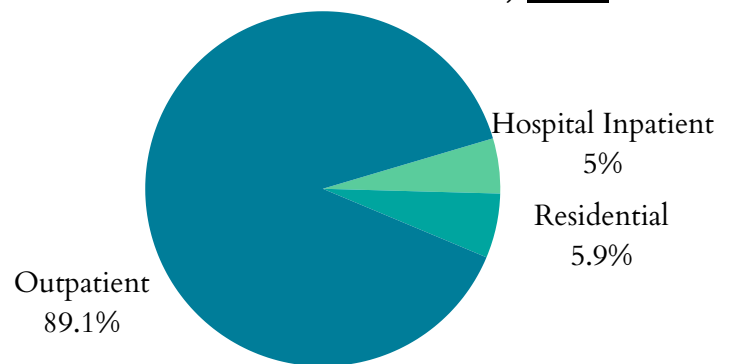
Teens & Youth

- 33,000 youth (16-19yrs) were not in school nor working in 2023 (8%)
- 99 children <19yrs were killed by a firearm in Arizona in 2020.

Mental Health

- 128,647 children received mental health treatment in Arizona in 2022 (6.9%)
- In 2022 there were 14.3 deaths from suicide per 100,000 adolescents aged 15-19 in Arizona.

Treatment Type for Youth with Substance Use Disorder, 2023



Substance Use

- From 2015 to 2019, an average of 50,550 children in Arizona (2.3% of the state's child population) lived with parents having a substance use disorder.
- On March 31st, 2023, 2,772 clients 18 and under were in treatment for SUD.

