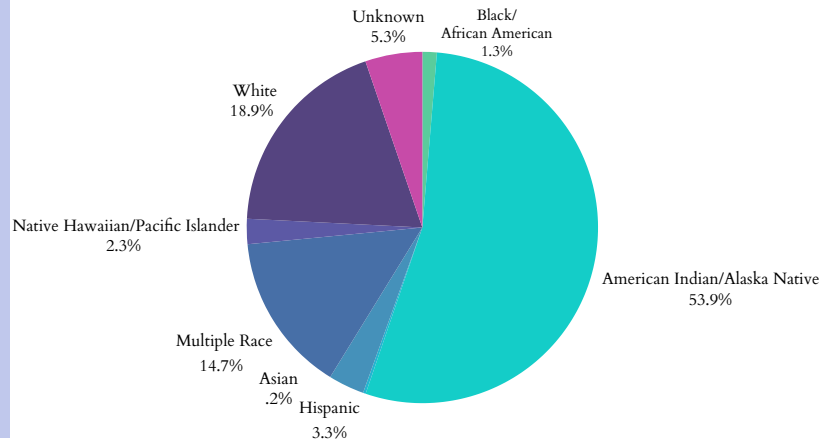


# Alaska's Children

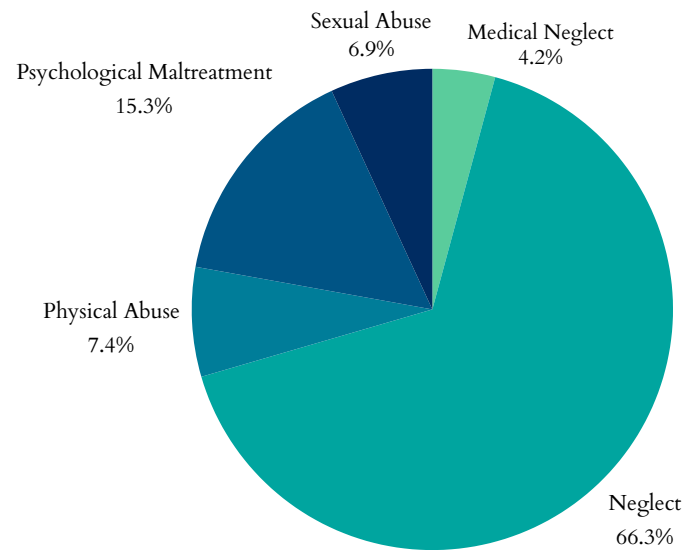
## Child Maltreatment

- In 2023, Alaska had **20,146** total referrals for child abuse and neglect. Of those, **6,452** were screened in for response by CPS.
- **2,424** were child victims of abuse or neglect, at a rate of 13.8 children per 1,000 (20.8% decrease since 2019).
- Of the 2,424 children, **1,544** were first-time victims.
- Largest age group of victims = **<1 years**, representing 305 of the 2,424 cases.

## Child Victims by Race or Ethnicity, 2023



## Types of Maltreatment Victims, 2023



## Perpetrators of child maltreatment (2023):

- **84%** = parents of the child.
- **15%** = non-parents or unknown relationship.

## Child victims (2023):

- **49%** = female; **51%** = male.

- Child fatalities decreased from **8** in 2022 to **5** in 2023.
- Alaska reported **0** total child victims of sex trafficking.
- Post-response services given to **1,347** victims and **356** non-victims.

## Workforce

There are **1,610** child, family, and school social workers in Alaska with a median wage of **\$31.65** (compared to Alaska's minimum wage: **\$11.73**)

## Age Distribution of Maltreatment Victims, 2023

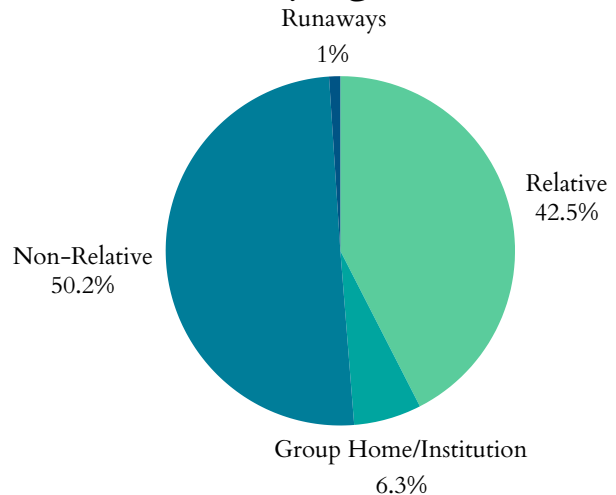


# Alaska's Children

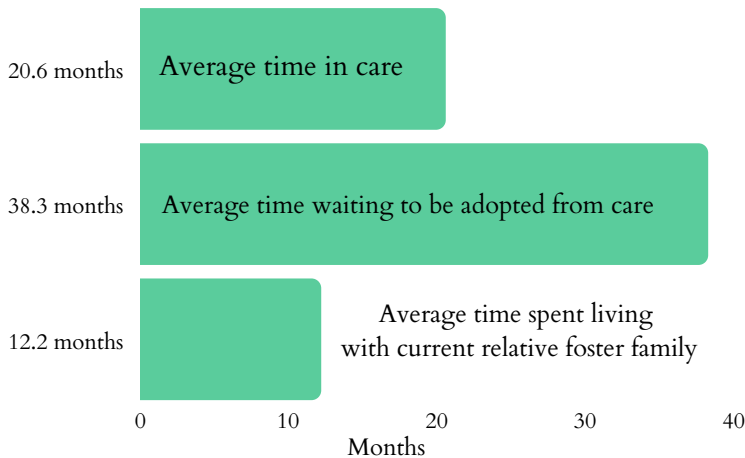
## Foster Care and Adoptions

- **3,943** total children were served by the foster care system in FY 2022.
- **2,690** in care as of 09/30/2022.
- During 2022, **1,151** children entered care and **1,253** exited.
- **288** children were adopted; **1,014** were waiting to be adopted.
- **4.9%** decrease in the number of children in care between 2021-2022. Adoptions from the system also decreased by 15% from 2021.

### Where are Children in Foster Care Staying? 2021



### Duration in Care, 2021



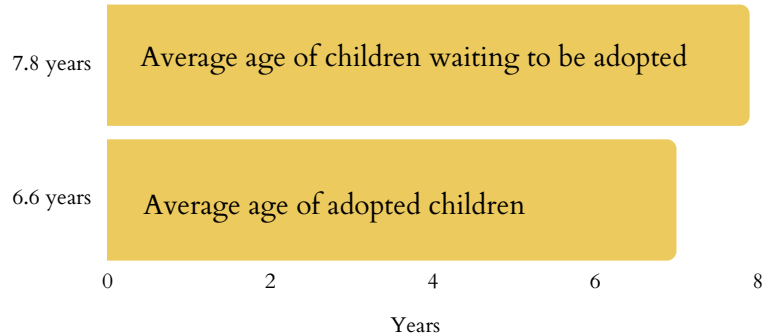
- In 2021, **107** children exited foster care due to age (1.8% decrease from 2020).
- **874** children were living with non-relatives; **739** stayed with a relative.
- **109** children were staying in group homes or institutions; **18** children classified as runaways.
- **4%** of households had a grandparent living with a grandchild.

**1.8%** The increase since 2020 in children transitioning from foster care to independence.

### Juvenile Justice

- **1,433** total arrests for children under 18 in 2019.
- **11** for Disorderly Conduct.
- **321** for Property Crimes.
- **156** for Drug Abuse Violations.
- **156** children lived in juvenile correction facilities in 2021 (decrease from 255 kids in 2019; 39% decline).

### Adoption, 2020



**39%** The decline since 2019 of children living in juvenile correction facilities.

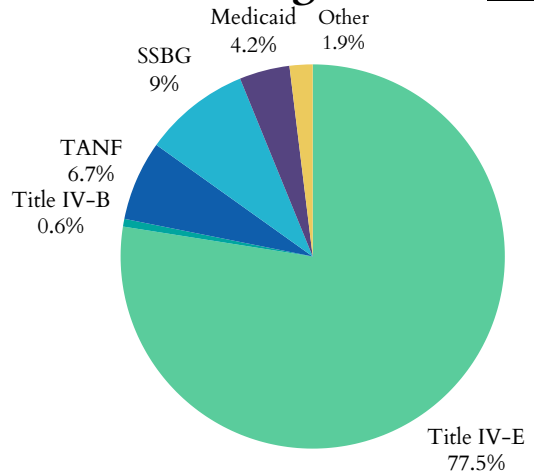


# Alaska's Children

## Funding for Child Welfare Services

- Alaska spent **\$165,083,541.50** on child welfare services in 2020
  - Child welfare services = direct and administrative services
- \$66,170,473.50** = from the federal government
- \$95,708,100** = from state and local funds

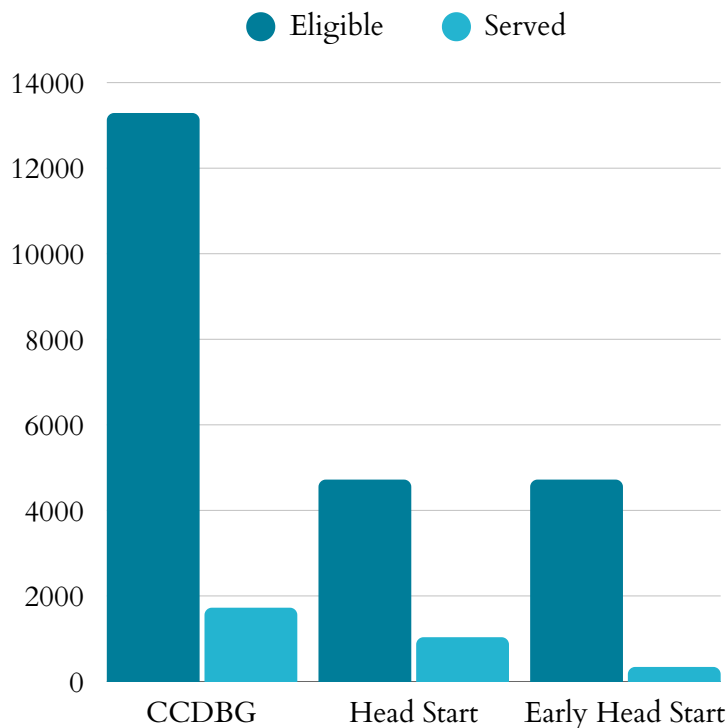
### Federal Funding Sources, 2020



The significant funding sectors of the **\$66,170,473.50** in federal funding received in Alaska in 2020:

- \$21,755,470.31** as part of the Title IV-E Total Foster Care Program.
- \$26,024,301.13** as part of the Title IV-E Adoption Assistance Program.
- Alaska's sum of expenditures for Social Service Block Grants in 2022 was **\$6,589,385**

## Child Care & Early Learning



- 22%** of Head Start eligible children are enrolled
- 7%** of Early Head Start eligible children are enrolled
- 13%** of Child Care & Development Block Grant eligible children 5 and under are served

- \$11,760** annual cost of center-based infant care
- \$9,624** annual cost of home-based infant care

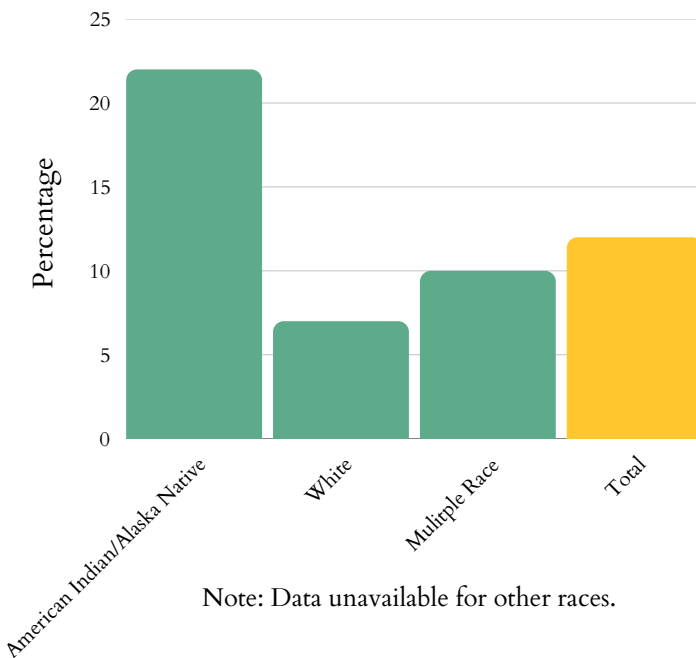


# Alaska's Children

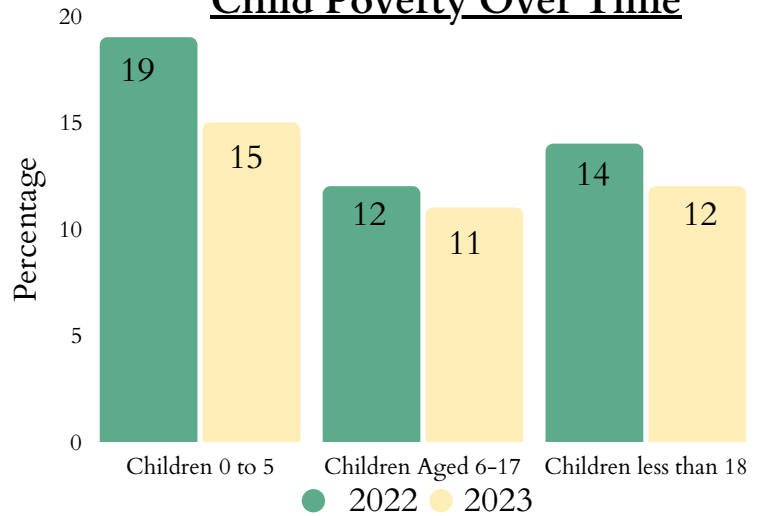
## Child Poverty

- **52,000** children lived with parents who lacked secure employment in 2023 (30% of all children).
- Average number of TANF recipients fell from **3,853** in 2022 to **2,967** in 2023 (23% decrease).

### Child Poverty by Race or Ethnicity, 2023

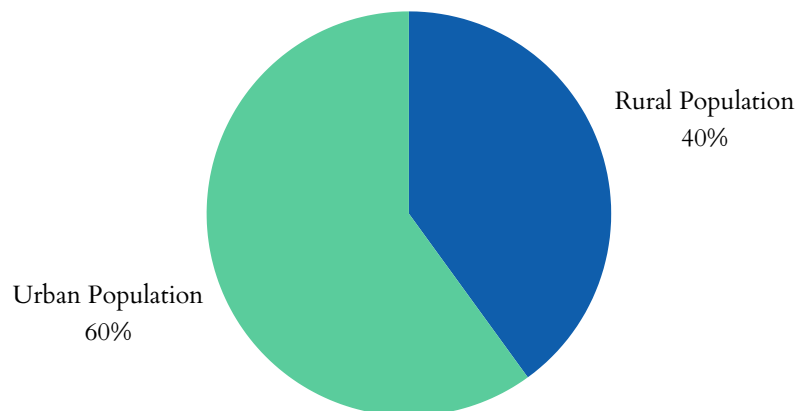


### Child Poverty Over Time



- The state spent **\$5,975,244** on WIC in 2023, serving **13,806** people: a 0.32% increase in total participants and 2.4% decrease in spending since 2022.
- **93,620** people were food insecure between 2021 and 2023, including 30,110 children.
- **41.3%** of households receiving SNAP benefits in 2021 had children.

### Total Urban vs. Rural Population of Alaska, 2020



## HOUSING

- **797** children, from birth to three-years-old, are experiencing homelessness (2.14%)
- **25.3%** of households receiving the Low Income Housing Tax Credit report having at least one member under 18
- **28%** of children lived in households with a high housing cost burden.
- **2,994** total Alaska residents living in public housing

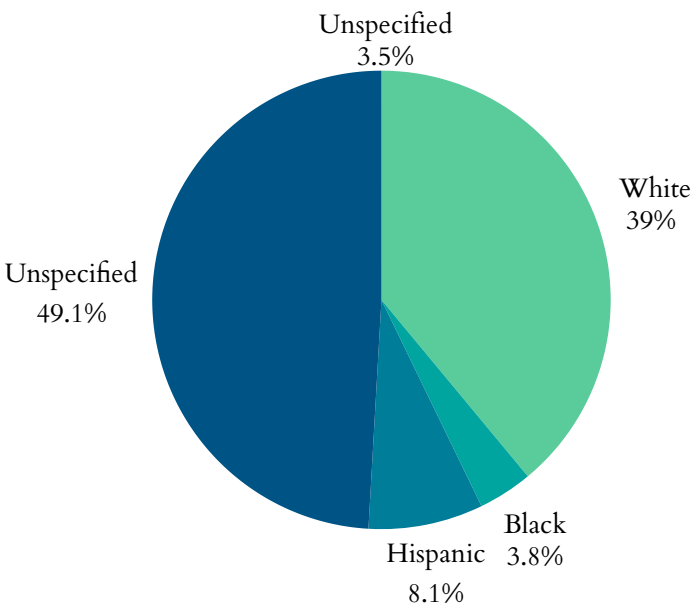


# Alaska's Children

## Health

- **602** low birth-weight babies (<5.5lbs) born in 2023 (6.7% of births).
- **939** preterm births (<37wks) in 2022 (10.04% of births).
  - 14.52% of all White babies
  - 7.89% of all Black babies
- **342** births to mothers aged 15-19 in 2023 -- a rate of 23 in every 1,000 teen girls.
- **66** infants aged <1yr died in 2023; a rate of 7.3 per 1,000.

Percentage of All Preterm Births by Race or Ethnicity, 2022



## Medicaid Expansion

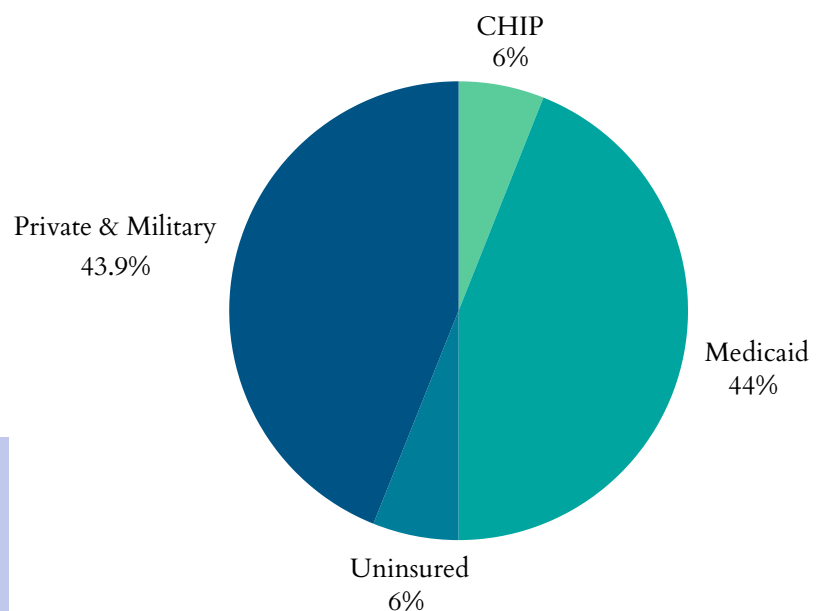
Alaska is a Medicaid expansion state.

## Maternal Mortality

- **12** Alaska women died while pregnant, or within 42 days post pregnancy from any cause relating to or aggravated by said pregnancy, excluding accidents and incidents
- For every 100,000 live births in Alaska, there is an unknown number of maternal deaths

- **13,000** children had no health insurance in 2023 (13.3% decrease from 2022).
- **71,000** children were enrolled in Medicaid in 2023 (1.4% increase from 2022).
- **14,951** children in Alaska were in the state Children Health Insurance Program (CHIP) in 2021 (29% decrease from 2020).

Health Insurance Coverage for Children, 2021

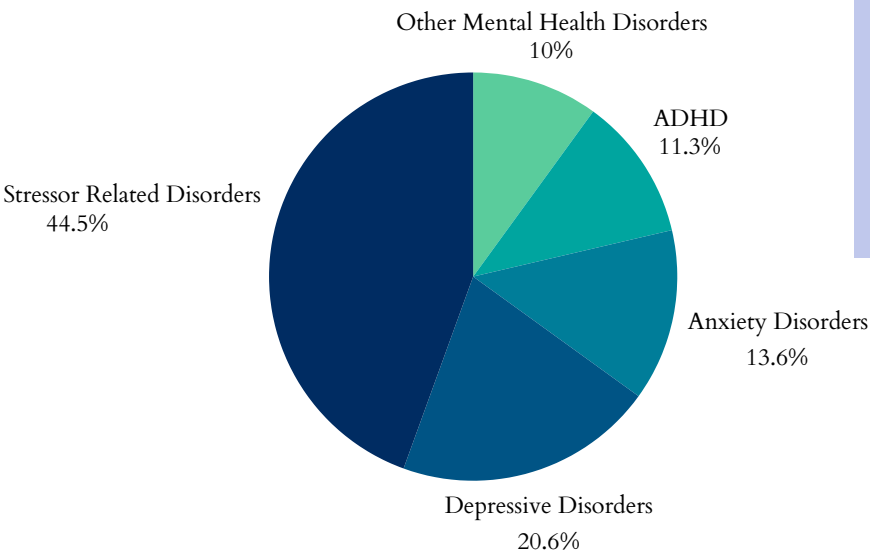


# Alaska's Children

## Zero to Three

- 73.8% of babies live above low-income
- 14.0% of babies live at low income
- 12.1% of babies live in poverty
- 6.3% of babies live in deep poverty
- 69.8% of new parents have at least one parent working full time

### Top 5 Mental Health Diagnoses Among Children, 2022



### Plans for Safe Care

- In 2023, Alaska reported 0 infants screened in with prenatal substance exposure.
- Plans of safe care for screened-in infants were not needed.

Alaska does not have a Family First plan approved by the administration.

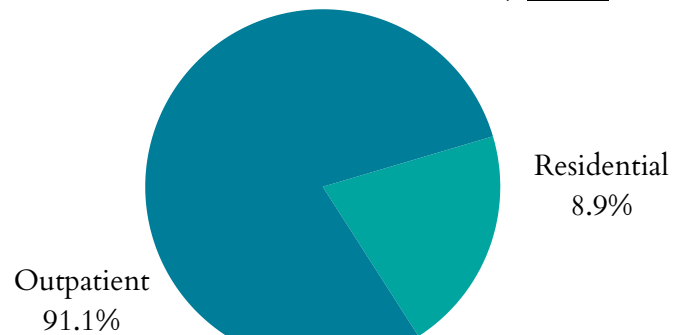
## Teens & Youth

- 4,000 youth (16-19yrs) were not in school nor working in 2023 (10%)
- 14 children <19yrs were killed by a firearm in Alaska in 2020.

## Mental Health

- 3,584 children received mental health treatment in Alaska in 2022 (0.2%)
- In 2022 there were 30.2 deaths from suicide per 100,000 adolescents aged 15-19 in Alaska.

### Treatment Type for Youth with Substance Use Disorder, 2023



### Substance Use

- From 2015 to 2019, an average of 7,834 children in Alaska (3.1% of the state's child population) lived with parents having a substance use disorder.
- On March 31st, 2023, 39 clients 18 and under were in treatment for SUD.

