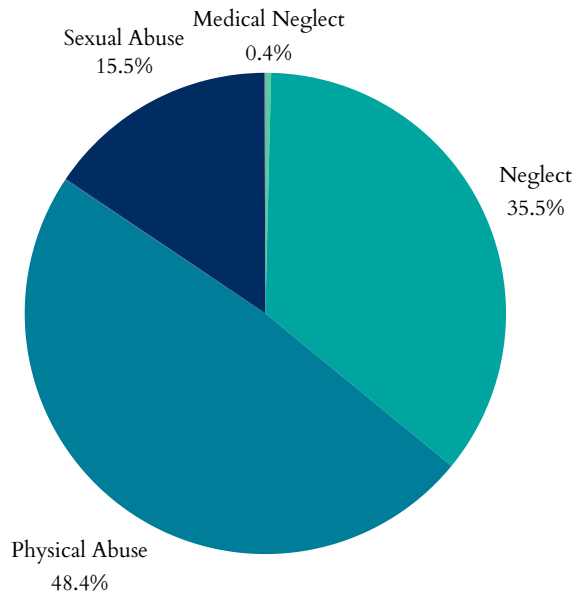


Alabama's Children

Child Maltreatment

- In 2023, Alabama had **26,738** total referrals for child abuse and neglect. Of those, **26,397** were screened in for response by CPS.
- **11,636** were child victims of abuse or neglect, at a rate of 10.3 children per 1,000 (0.4% decrease since 2019).
- Of the 11,636 children, **9,194** were first-time victims.
- Largest age group of victims = **<1 years**, representing 2,013 of the 11,636 cases.

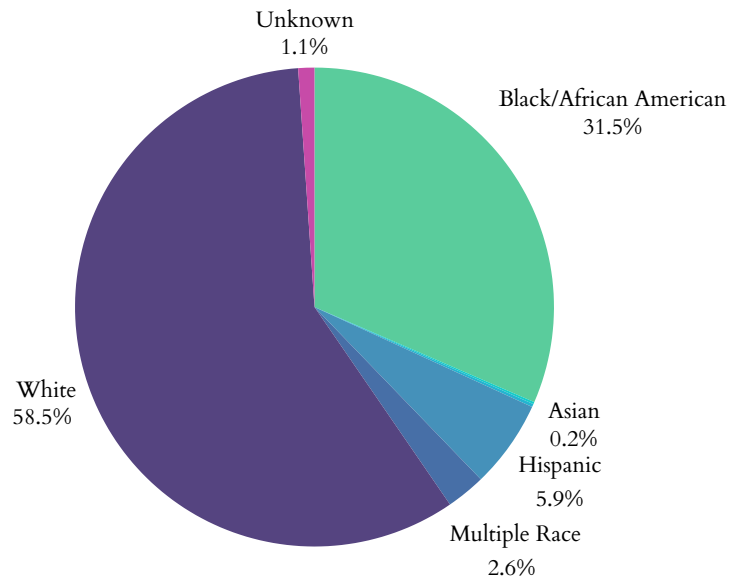
Types of Maltreatment Victims, 2023



Workforce

There are **4,110** child, family, and school social workers in Alabama with a median wage of **\$22.91** (compared to Alabama's minimum wage: **\$7.25**)

Child Victims by Race or Ethnicity, 2023



Perpetrators of child maltreatment (2023):

- **72%** = parents of the child.
- **28%** = non-parents or unknown relationship.

Child victims (2023):

- **49%** = female; **50%** = male.

- Child fatalities increased from **38** in 2022 to **43** in 2023.
- Alabama reported **6** total child victims of sex trafficking.
- Post-response services given to **7,047** victims and **4,508** non-victims.

Age Distribution of Maltreatment Victims, 2023



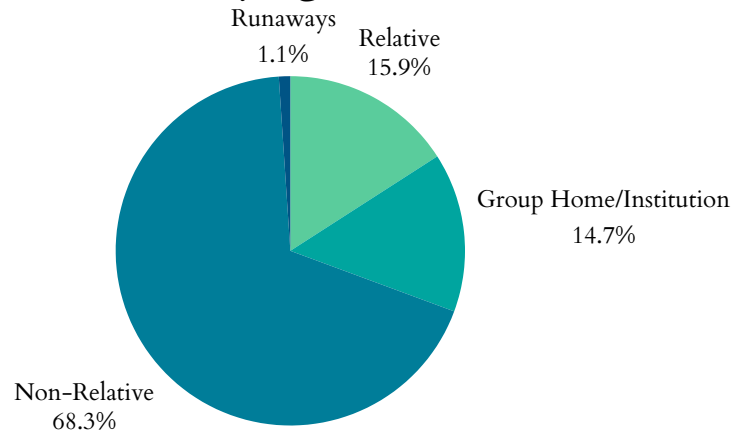
Published March 2025

Alabama's Children

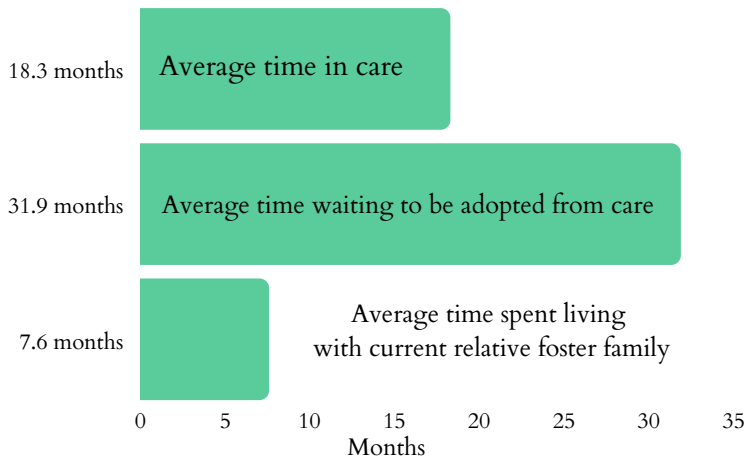
Foster Care and Adoptions

- **8,538** total children were served by the foster care system in FY 2022.
- **5,260** in care as of 09/30/2022.
- During 2022, **3,350** children entered care and **3,278** exited.
- **772** children were adopted; **1,598** were waiting to be adopted.
- **1.5%** decrease in the number of children in care between 2021-2022. Adoptions from the system also decreased by **2.8%** from 2021.

Where are Children in Foster Care Staying? 2021



Duration in Care, 2021



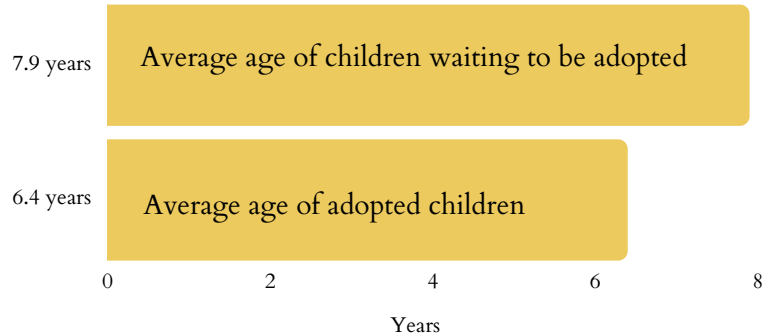
- In 2021, **340** children exited foster care due to age (**2.9%** decrease from 2020).
- **3,423** children were living with non-relatives; **797** stayed with a relative.
- **738** children were staying in group homes or institutions; **53** children classified as runaways.
- **4%** of households had a grandparent living with a grandchild.

2.9% The increase since 2020 in children transitioning from foster care to independence.

Juvenile Justice

- **103** total arrests for children under 18 in 2019.
- **0** for Disorderly Conduct.
- **70** for Property Crimes.
- **9** for Drug Abuse Violations.
- **678** children lived in juvenile correction facilities in 2021 (decrease from **798** kids in 2019; **15%** decline).

Adoption, 2020



15% The decline since 2019 of children living in juvenile correction facilities.

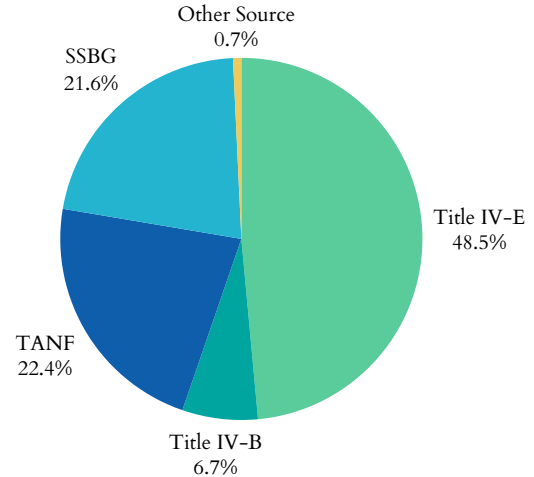


Alabama's Children

Funding for Child Welfare Services

- Alabama spent **\$281,380,539.00** on child welfare services in 2020
 - Child welfare services = direct and administrative services
- \$143,928,938.00** = from the federal government
- \$137,451,601.00** = from state and local funds

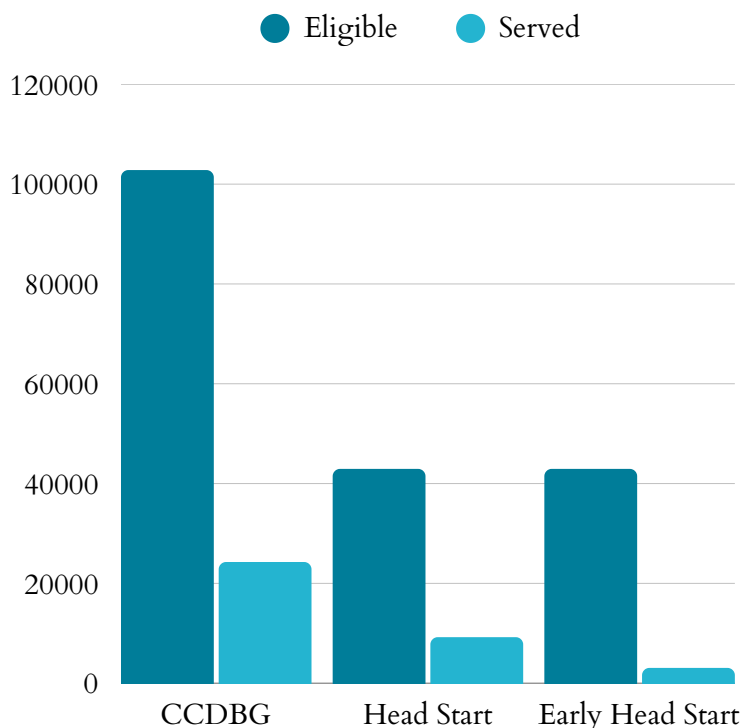
Federal Funding Sources, 2020



The significant funding sectors of the **\$143,928,938.00** in federal funding received in Alabama in 2020:

- \$39,518,839.00** as part of the Title IV-E Total Foster Care Program.
- \$25,676,452.00** as part of the Title IV-E Adoption Assistance Program.
- Alabama's sum of expenditures for Social Service Block Grants in 2022 was **\$33,465,551**

Child Care & Early Learning



- 21%** of Head Start eligible children are enrolled
- 7%** of Early Head Start eligible children are enrolled
- 24%** of Child Care & Development Block Grant eligible children 5 and under are served

- \$8,771** annual cost of center-based infant care
- \$8,186** annual cost of home-based infant care

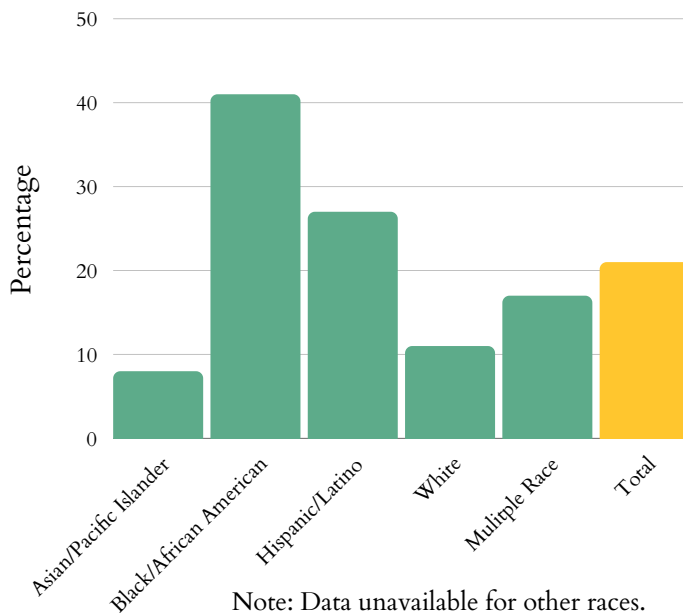


Alabama's Children

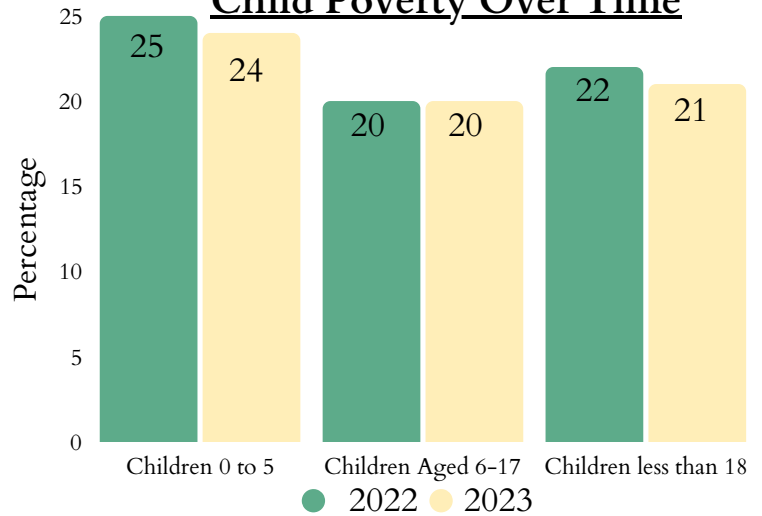
Child Poverty

- **324,000** children lived with parents who lacked secure employment in 2023 (29% of all children).
- Average number of TANF recipients rose from **12,888** in 2022 to **12,980** in 2023 (0.8% increase).

Child Poverty by Race or Ethnicity, 2023

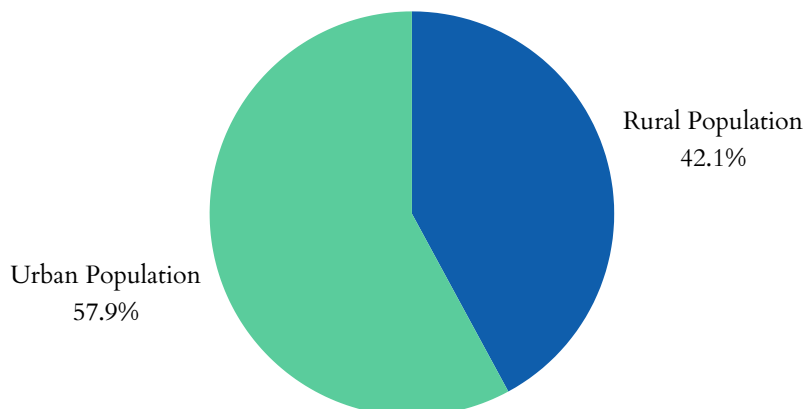


Child Poverty Over Time



- The state spent **\$30,506,745** on WIC in 2023, serving **111,154** people: a 2.3% increase in total participants and 19.7% increase in spending since 2022.
- **884,270** people were food insecure between 2021 and 2023, including 258,560 children.
- **47.6%** of households receiving SNAP benefits in 2021 had children.

Total Urban vs. Rural Population of Alabama, 2020



HOUSING

- **3,350** children, from birth to three-years-old, are experiencing homelessness (1.45%)
- **34.6%** of households receiving the Low Income Housing Tax Credit report having at least one member under 18
- **24%** of children lived in households with a high housing cost burden.
- **54,674** total Alabama residents living in public housing

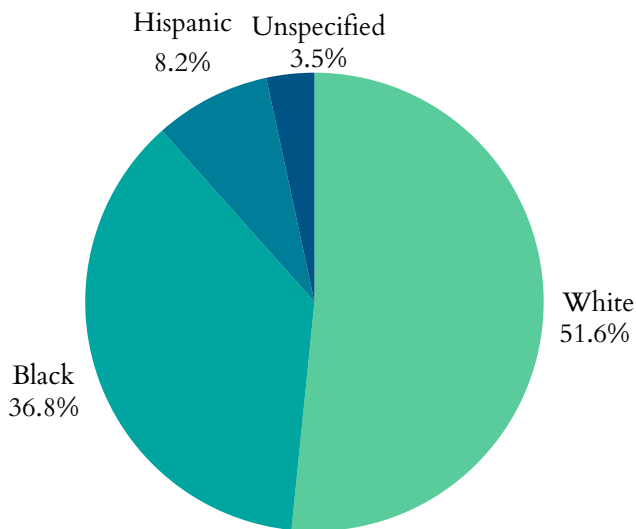


Alabama's Children

Health

- **6,032** low birth-weight babies (<5.5lbs) born in 2023 (10.4% of births).
- **7,461** preterm births (<37wks) in 2022 (12.84% of births).
 - 17.10% of all White babies
 - 11.42% of all Black babies
- **3,417** births to mothers aged 15-19 in 2023 -- a rate of 23 in every 1,000 teen girls.
- **445** infants aged <1yr died in 2023; a rate of 7.7 per 1,000.

Percentage of All Preterm Births by Race or Ethnicity, 2022



Medicaid Expansion

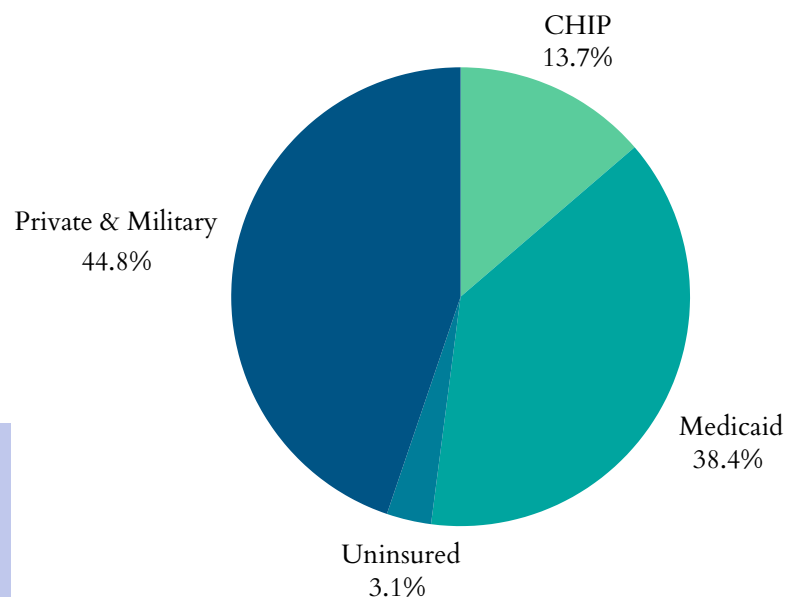
Alabama is not a Medicaid expansion state.

Maternal Mortality

- **112** Alabama women died while pregnant, or within 42 days post pregnancy from any cause relating to or aggravated by said pregnancy, excluding accidents and incidents
- For every 100,000 live births in Alabama, there is **39** maternal deaths

- **46,000** children had no health insurance in 2023 (24% increase from 2022).
- **542,000** children were enrolled in Medicaid in 2023 (0.18% decrease from 2022).
- **204,696** children in Alabama were in the state Children Health Insurance Program (CHIP) in 2021 (2.56% decrease from 2020).

Health Insurance Coverage for Children, 2021

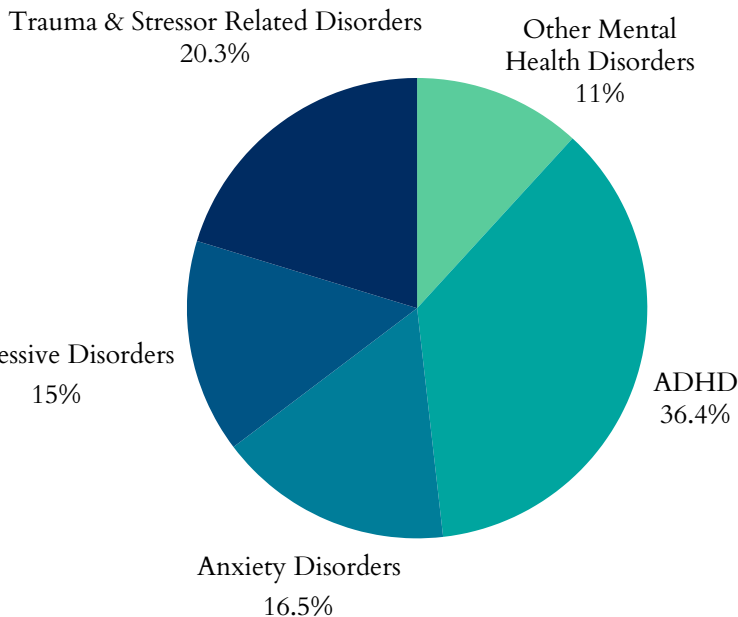


Alabama's Children

Zero to Three

- **51.8%** of babies live above low-income
- **25.2%** of babies live at low income
- **23.0%** of babies live in poverty
- **12.4%** of babies live in deep poverty
- **79.5%** of new parents have at least one parent working full time

Top 5 Mental Health Diagnoses Among Children, 2022



Plans for Safe Care

- In 2023, Alabama reported **507** infants screened in with prenatal substance exposure.
- Alabama reported **241** plans of safe care for screened-in infants.

Alabama does not have a Family First plan approved by the administration.

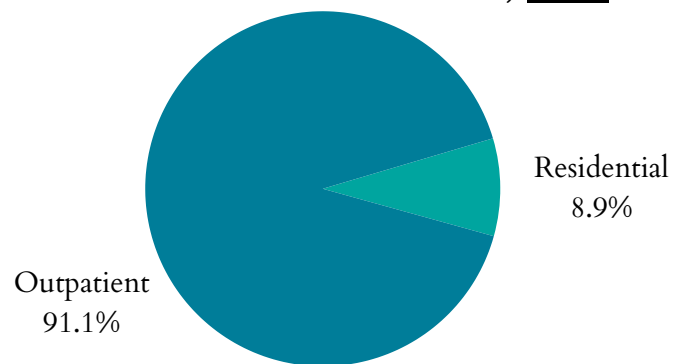
Teens & Youth

- **19,000** youth (16-19yrs) were not in school nor working in 2023 (7%)
- **84** children <19yrs were killed by a firearm in Alabama in 2020.

Mental Health

- **30,263** children received mental health treatment in Alabama in 2022 (**1.6%**)
- In 2022 there were **9.0** deaths from suicide per 100,000 adolescents aged 15-19 in Alabama.

Treatment Type for Youth with Substance Use Disorder, 2023



Substance Use

- From 2015 to 2019, an average of **43,165** children in Alabama (**2.9%** of the state's child population) lived with parents having a substance use disorder.
- On March 31st, 2023, **360** clients 18 and under were in treatment for SUD.

