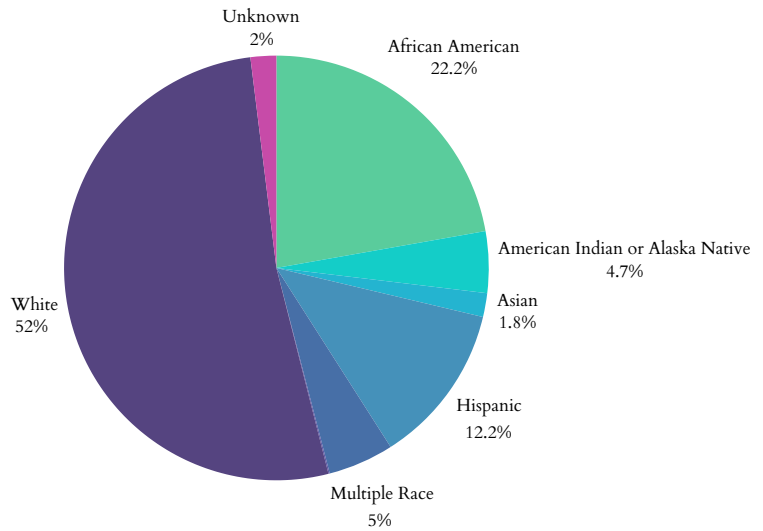


Wisconsin's Children

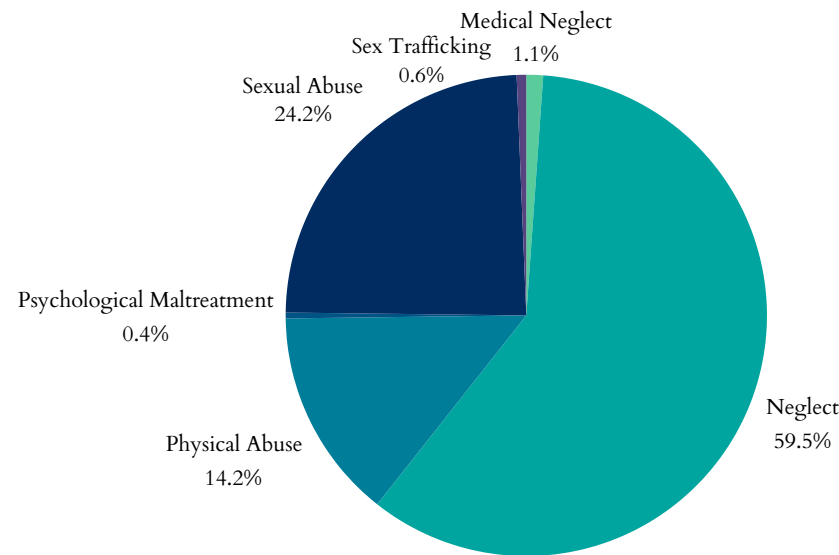
Child Maltreatment

- In 2022, Wisconsin had **75,405** total referrals for child abuse and neglect. Of those, **23,009** were screened in for response by CPS.
- **4,082** child victims of abuse or neglect, at a rate of 3.3 children per 1,000 (18.6% decrease since 2018).
- Of the 4,082 children, **3,415** were first-time victims.
- Largest age group of victims = **<1 years**, representing 453 of the 4,082 cases.

Child Victims by Race or Ethnicity, 2022



Types of Maltreatment Victims, 2022



Perpetrators of child maltreatment (2022):

- **59%** = parents of the child.
- **41%** = non-parents or unknown relationship.

Child victims (2022):

- **57%** = female; **43%** = male.

- Child fatalities decreased from **22** in 2021 to **21** in 2022.
- Wisconsin reported **28** total child victims of sex trafficking.
- Post-response services given to **1,721** victims and **2,213** non-victims.

Plans for Safe Care

- In 2022, Wisconsin reported **zero** infants screened with prenatal substance exposure.
- Wisconsin reported **zero** plans of safe care for screened-in infants.

Wisconsin has a Family First plan approved by the administration.

Age Distribution of Maltreatment Victims, 2022

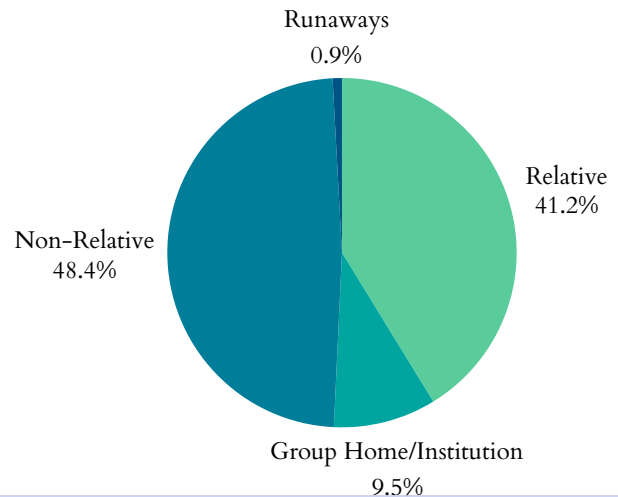


Wisconsin's Children

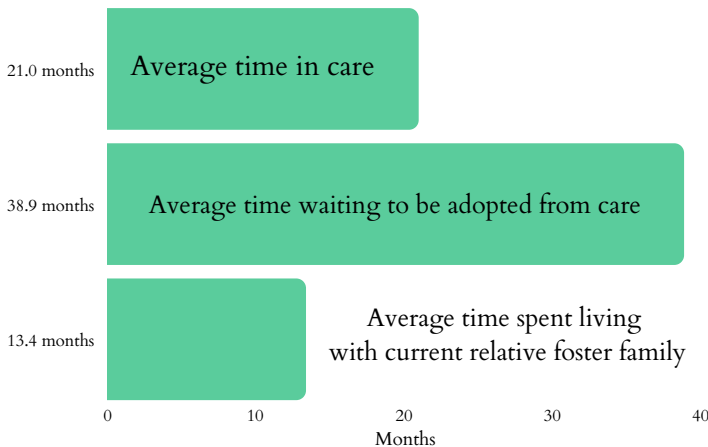
Foster Care and Adoptions

- **10,290** total children were served by the foster care system in FY 2022.
- **6,622** in care as of 09/30/2022.
- During 2022, **3,615** children entered care and **3,669** exited.
- **649** children were adopted; **1,419** were waiting to be adopted.
- **2.2%** decrease in the number of children in care between 2021-2022. Adoptions from the system decreased by **8.6%** from 2021.

Where are Children in Foster Care Staying? 2021



Duration in Care, 2021



- In 2021, **352** children exited foster care due to age (**5.6%** decrease from 2020).
- **3,159** children were living with non-relatives; **2,692** stayed with a relative.
- **620** children were staying in group homes or institutions; **56** children classified as runaways.
- **2%** of households had a grandparent living with a grandchild.

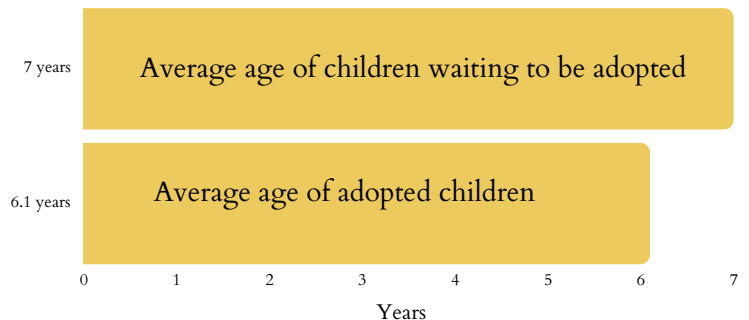
5.6%

The decrease since 2020 in children transitioning from foster care to independence.

Juvenile Justice

- **33,383** total arrests for children under 18 in 2019.
- **6,763** for Disorderly Conduct.
- **3,872** for Property Crimes.
- **2,710** for Drug Abuse Violations.
- **417** children lived in juvenile correction facilities in 2021 (decrease from **477** kids in 2019; **12.6%** decline).

Adoption, 2020



12.6% The decline since 2019 of children living in juvenile correction facilities.



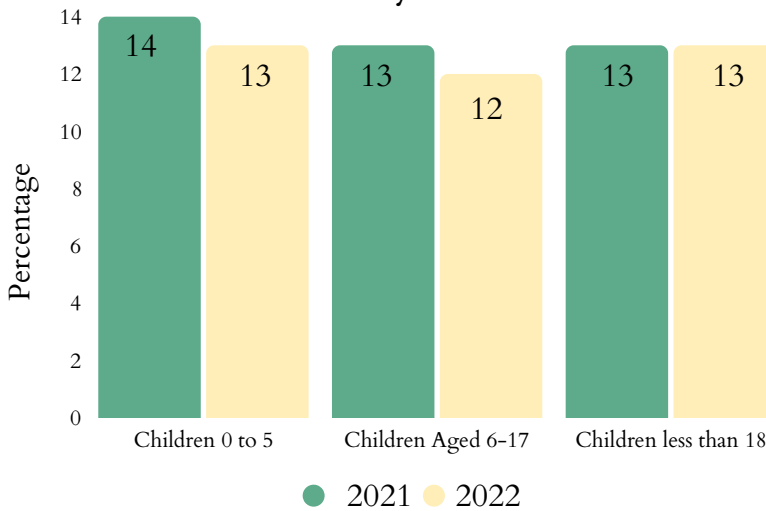
Wisconsin's Children

Child Poverty

- **251,000** children lived with parents who lacked secure employment in 2022 (20% of all children).
- **22%** of children lived in households with a high housing cost burden.
- Average number of TANF recipients fell from **33,152** in 2021 to **24,721** in 2022 (25.4% decrease).

- The state spent **\$27,153,417** on WIC in 2022, serving **84,350** people: a 2% decrease in total participants and 1% increase in spending since 2021.
- **427,380** people were food insecure in 2021, including **142,050** children.
- **37.2%** of households receiving SNAP benefits in 2019 had children.

Child Poverty Over Time



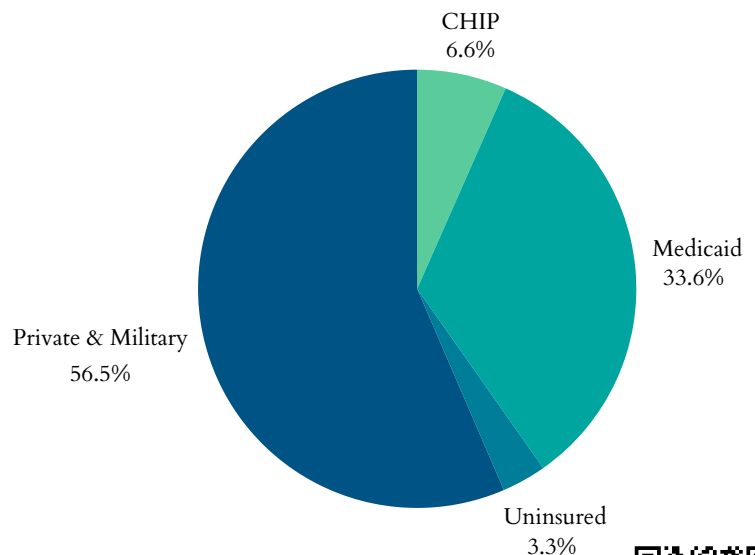
Teens & Youth

- **14,000** youth (16-19yrs) were not in school nor working in 2022 (5%).
- In 2020, there were **zero** reports of suicide among children aged 10-14 and 122 reports among ages 15-24.
- **Zero** children <19yrs were killed by a firearm in Wisconsin in 2020.

Health

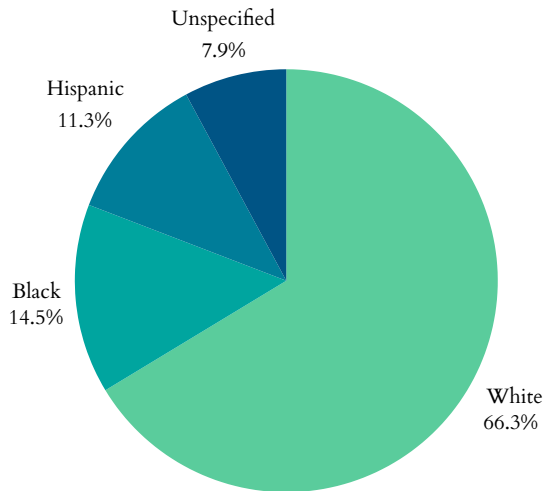
- **60,000** children had no health insurance in 2022 (11.1% increase from 2021).
- **433,000** children were enrolled in Medicaid in 2022 (4.2% decrease from 2021).
- **108,981** children in Wisconsin were in the state Children Health Insurance Program (CHIP) in 2021 (36.9% decrease from 2020).

Health Insurance Coverage for Children, 2021



Wisconsin's Children

Percentage of All Preterm Births by Race or Ethnicity, 2021



- **4,756** low birth-weight babies (<5.5lbs) born in 2021 (7.7% of births).
- **6,173** preterm births (<37wks) in 2021 (10% of births).
 - 9.3% of all White babies
 - 15% of all Black babies
- **1,906** births to mothers aged 15-19 in 2021 -- a rate of 10 in every 1,000 teen girls.
- **329** infants aged <1yr died in 2021 -- a rate of 5.3 in every 1,000 infants.

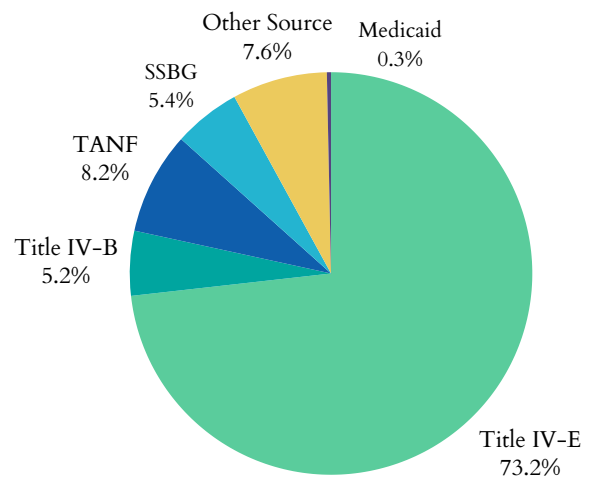
Medicaid Expansion

Wisconsin is not a Medicaid expansion state.

Funding for Child Welfare Services

- Wisconsin spent **\$515,411,824** on child welfare services in 2020.
 - Child welfare services = direct and administrative services
- **\$172,086,158** = from the federal government
- **\$335,525,363** = from state and local funds.

Federal Funding Sources, 2020



The significant funding sectors of the **\$172,086,158** in federal funding received in Wisconsin in 2020:

- **\$35,185,195** as part of the Title IV-E Total Foster Care Program.
- **\$52,162,605** as part of the Title IV-E Adoption Assistance Program.
- Wisconsin's sum of expenditures for Social Service Block Grants in 2021 was **\$43,011,480**

