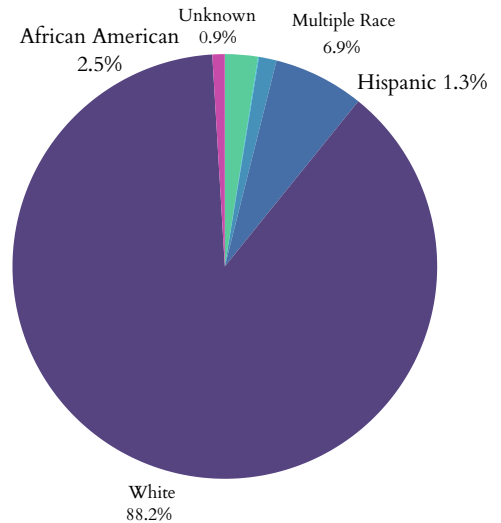


West Virginia's Children

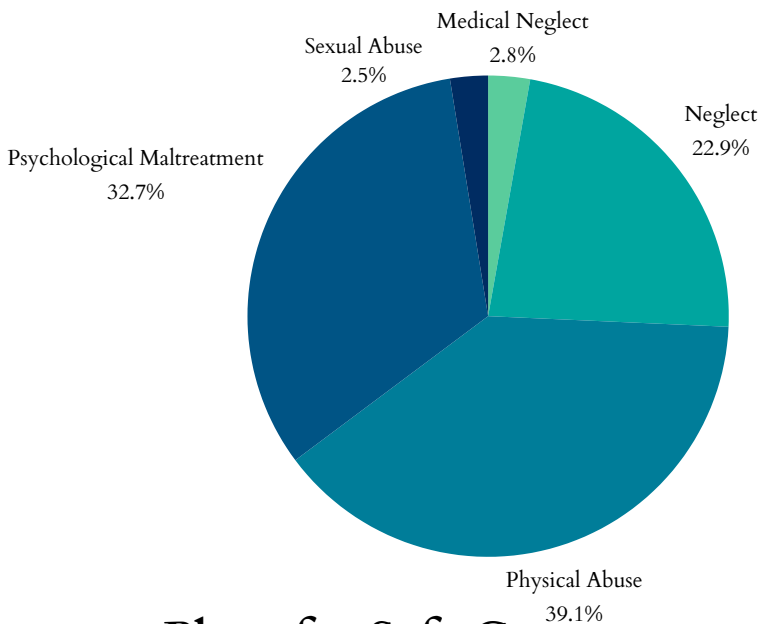
Child Maltreatment

- In 2022, West Virginia had **35,650** total referrals for child abuse and neglect. Of those, **22,354** were screened in for response by CPS.
- **5,510** child victims of abuse or neglect, at a rate of 15.7 children per 1,000 (20.7% decrease since 2018).
- Of the 5,510 children, **4,480** were first-time victims.
- Largest age group of victims = **<1 years**, representing 847 of the 5,510 cases.

Child Victims by Race or Ethnicity, 2022



Types of Maltreatment Victims, 2022



Perpetrators of child maltreatment (2022):

- **73%** = parents of the child.
- **27%** = non-parents or unknown relationship.

Child victims (2022):

- **52%** = female; **48%** = male.

- Child fatalities decreased from **9** in 2021 to **8** in 2022.
- West Virginia reported **zero** total child victims of sex trafficking.
- Post-response services given to **5,555** victims and **5,461** non-victims.

Plans for Safe Care

- In 2022, West Virginia reported **531** infants screened with prenatal substance exposure.
- West Virginia reported **zero** plans of safe care for screened-in infants.

West Virginia has a Family First plan approved by the administration.

Age Distribution of Maltreatment Victims, 2022

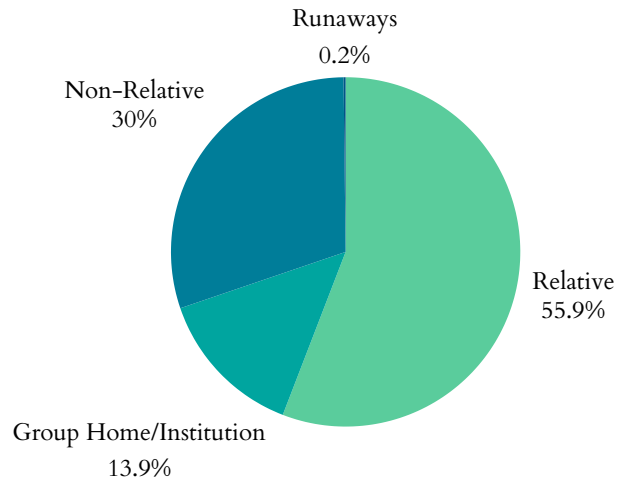


West Virginia's Children

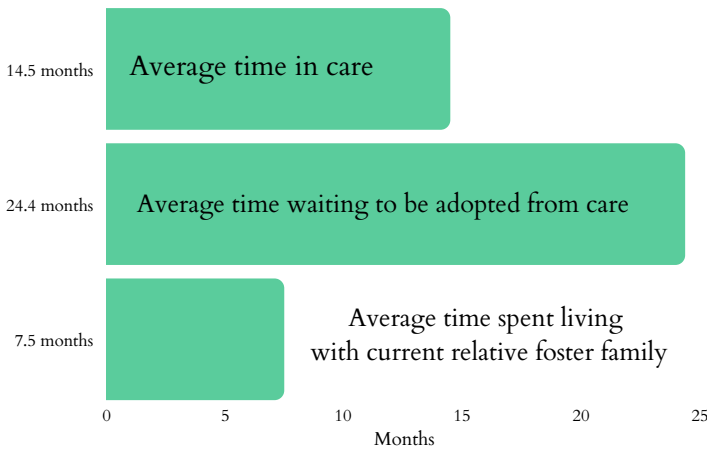
Foster Care and Adoptions

- **11,495** total children were served by the foster care system in FY 2022.
- **6,952** in care as of 09/30/2022.
- During 2022, **4,471** children entered care and **4,543** exited.
- **1,831** children were adopted; **2,312** were waiting to be adopted.
- **2.8%** decrease in the number of children in care between 2021-2022. Adoptions from the system decreased by **1.3%** from 2021.

Where are Children in Foster Care Staying? 2021



Duration in Care, 2021



- In 2021, **94** children exited foster care due to age (**2.1%** decrease from 2020).
- **2,066** children were living with non-relatives; **3,842** stayed with a relative.
- **957** children were staying in group homes or institutions; **13** children classified as runaways.
- **2%** of households had a grandparent living with a grandchild.

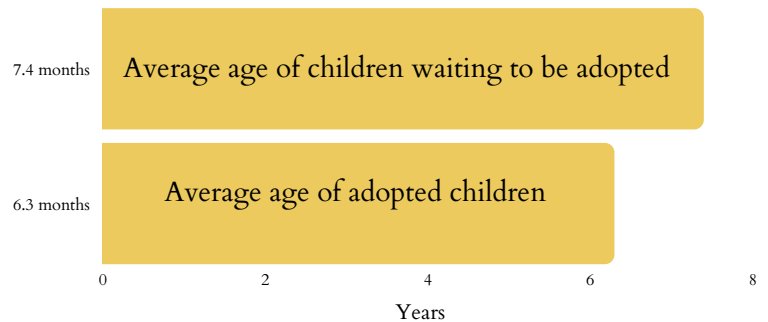
2.1%

The decrease since 2020 in children transitioning from foster care to independence.

Juvenile Justice

- **292** total arrests for children under 18 in 2019.
- **8** for Disorderly Conduct.
- **29** for Property Crimes.
- **53** for Drug Abuse Violations.
- **345** children lived in juvenile correction facilities in 2021 (decrease from **483** kids in 2019; **28.6%** decline).

Adoption, 2020



28.6% The decline since 2019 of children living in juvenile correction facilities.



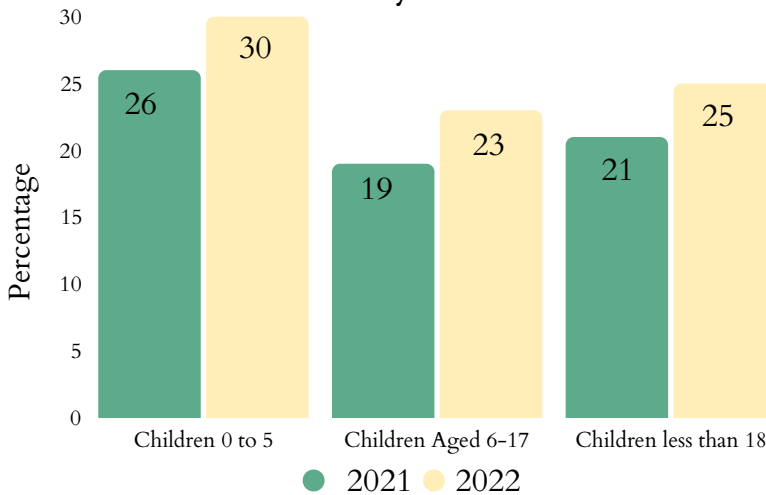
West Virginia's Children

Child Poverty

- **116,000** children lived with parents who lacked secure employment in 2022 (33% of all children).
- **22%** of children lived in households with a high housing cost burden.
- Average number of TANF recipients fell from **10,997** in 2021 to **10,305** in 2022 (6.29% decrease).

- The state spent **\$15,423,056** on WIC in 2022, serving **33,972** people: a 3.1% increase in total participants and 18.9% increase in spending since 2021.
- **208,720** people were food insecure in 2021, including **50,680** children.
- **37.3%** of households receiving SNAP benefits in 2019 had children.

Child Poverty Over Time



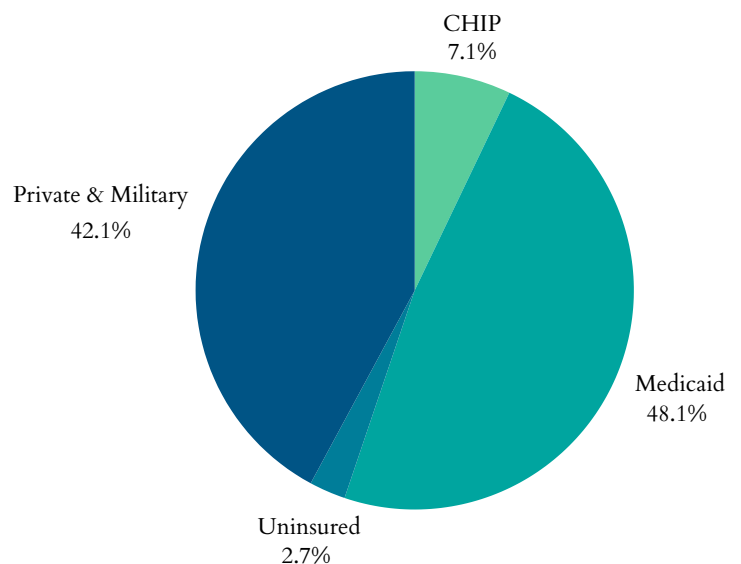
Teens & Youth

- **9,000** youth (16-19yrs) were not in school nor working in 2022 (10%).
- In 2020, there were **zero** reports of suicide among children aged 10-14 and 40 reports among ages 15-24.
- **Zero** children <19yrs were killed by a firearm in West Virginia in 2020.

Health

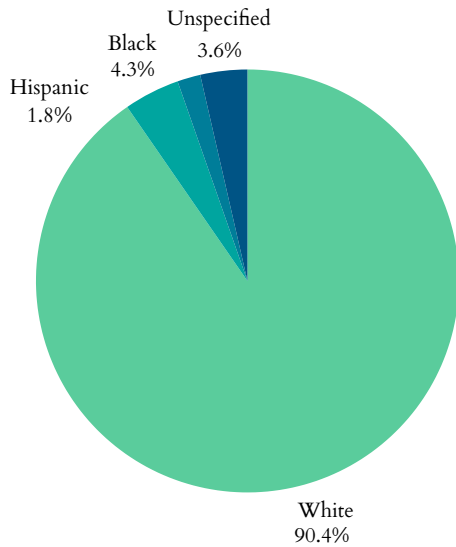
- **11,000** children had no health insurance in 2022 (15.4% decrease from 2021).
- **190,000** children were enrolled in Medicaid in 2022 (2.7% increase from 2021).
- **34,417** children in West Virginia were in the state Children Health Insurance Program (CHIP) in 2021 (6.65% decrease from 2020).

Health Insurance Coverage for Children, 2021



West Virginia's Children

Percentage of All Preterm Births by Race or Ethnicity, 2021



- 1,678 low birth-weight babies (<5.5lbs) born in 2021 (9.8% of births).
- 2,202 preterm births (<37wks) in 2021 (12.8% of births).
 - 12.7% of all White babies
 - 17.3% of all Black babies
- 1,080 births to mothers aged 15-19 in 2021 -- a rate of 21 in every 1,000 teen girls.
- 121 infants aged <1yr died in 2021 -- a rate of 7 in every 1,000 infants.

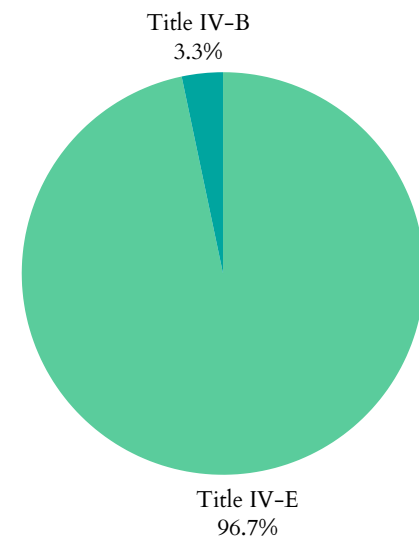
Medicaid Expansion

West Virginia has been a Medicaid expansion state since 01/01/2014.

Funding for Child Welfare Services

- West Virginia spent \$186,438,889.97 on child welfare services in 2020.
 - Child welfare services = direct and administrative services
- \$132,978,431 = from the federal government
- \$53,460,458.97 = from state and local funds.

Federal Funding Sources, 2020



The significant funding sectors of the \$132,978,431 in federal funding received in West Virginia in 2020:

- \$68,952,621 as part of the Title IV-E Total Foster Care Program.
- \$56,618,472 as part of the Title IV-E Adoption Assistance Program.
- West Virginia's sum of expenditures for Social Service Block Grants in 2021 was \$19,780,297

