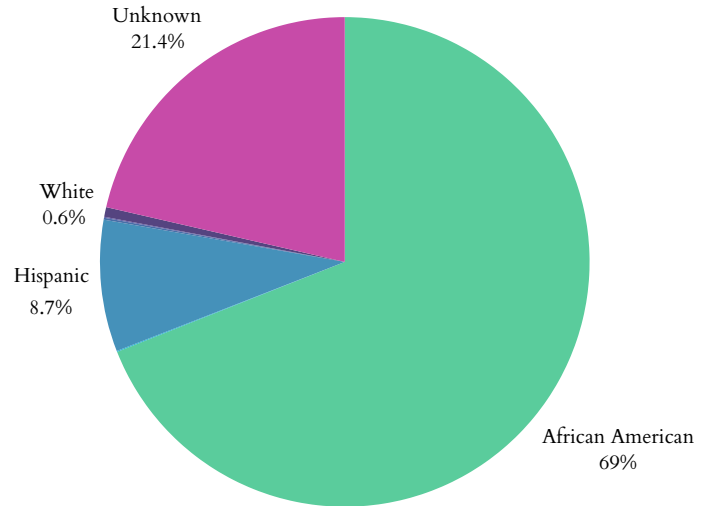


# Washington D.C.'s Children

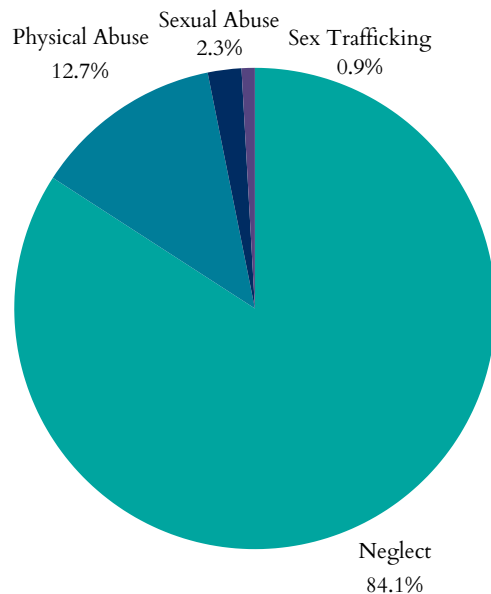
## Child Maltreatment

- In 2022, Washington D.C. had **15,068** total referrals for child abuse and neglect. Of those, **4,039** were screened in for response by CPS.
- **1,574** child victims of abuse or neglect, at a rate of 12.6 children per 1,000 (7.4% decrease since 2018).
- Of the 1,574 children, **1,088** were first-time victims.
- Largest age group of victims = **<1 years**, representing 200 of the 1,574 cases.

## Child Victims by Race or Ethnicity, 2022



## Types of Maltreatment Victims, 2022



## Perpetrators of child maltreatment (2022):

- **94%** = parents of the child.
- **6%** = non-parents or unknown relationship.

## Child victims (2022):

- **50%** = female; **50%** = male.

- Child fatalities increased from **2** in 2021 to **3** in 2022.
- Washington D.C. reported **15** total child victims of sex trafficking.
- Post-response services given to **215** victims and **184** non-victims.

## Plans for Safe Care

- In 2022, Washington D.C. reported **109** infants screened with prenatal substance exposure.
- Washington D.C. reported **95** plans of safe care for screened-in infants.

Washington D.C. has a Family First plan approved by the administration.

## Age Distribution of Maltreatment Victims, 2022

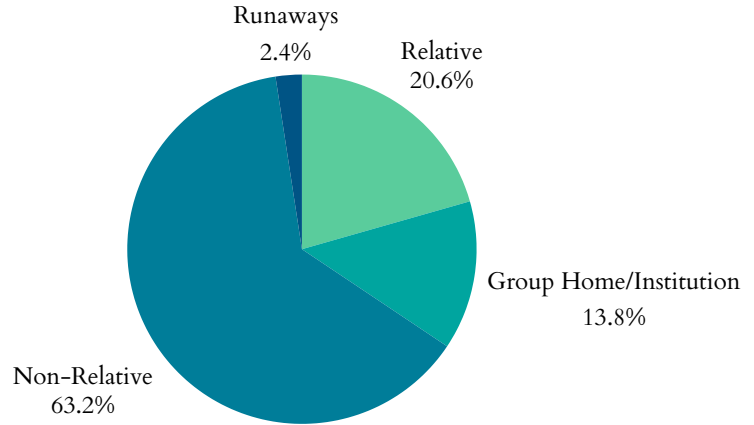


# Washington D.C.'s Children

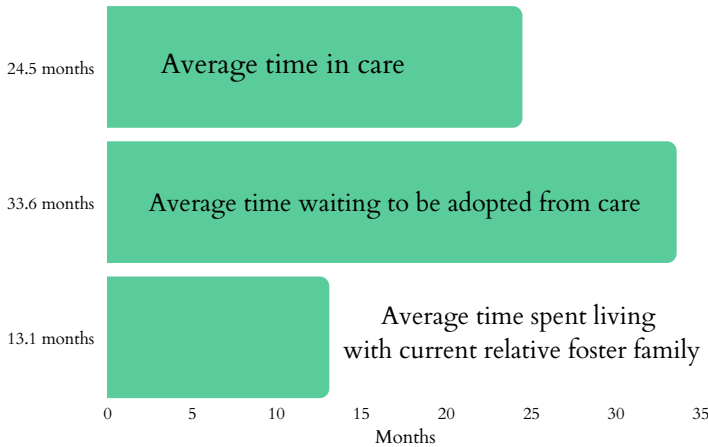
## Foster Care and Adoptions

- **687** total children were served by the foster care system in FY 2022.
- **427** in care as of 09/30/2022.
- During 2022, **189** children entered care and **260** exited.
- **97** children were adopted; **139** were waiting to be adopted.
- **15.3%** decrease in the number of children in care between 2021-2022. Adoptions from the system decreased by **11.8%** from 2021.

### Where are Children in Foster Care Staying? 2021



### Duration in Care, 2021



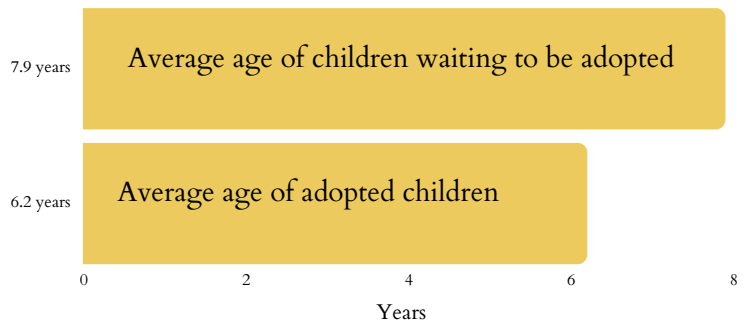
- In 2021, **50** children exited foster care due to age (**8.7%** increase from 2020).
- **261** children were living with non-relatives; **85** stayed with a relative.
- **57** children were staying in group homes or institutions; **10** children classified as runaways.
- **3%** of households had a grandparent living with a grandchild.

**8.7%** The increase since 2020 in children transitioning from foster care to independence.

## Juvenile Justice

- **807** total arrests for children under 18 in 2019.
- **73** for Disorderly Conduct.
- **65** for Property Crimes.
- **10** for Drug Abuse Violations.
- **78** children lived in juvenile correction facilities in 2021 (decrease from **117** kids in 2019; **33.3%** decline).

### Adoption, 2020



**33.3%** The decline since 2019 of children living in juvenile correction facilities.



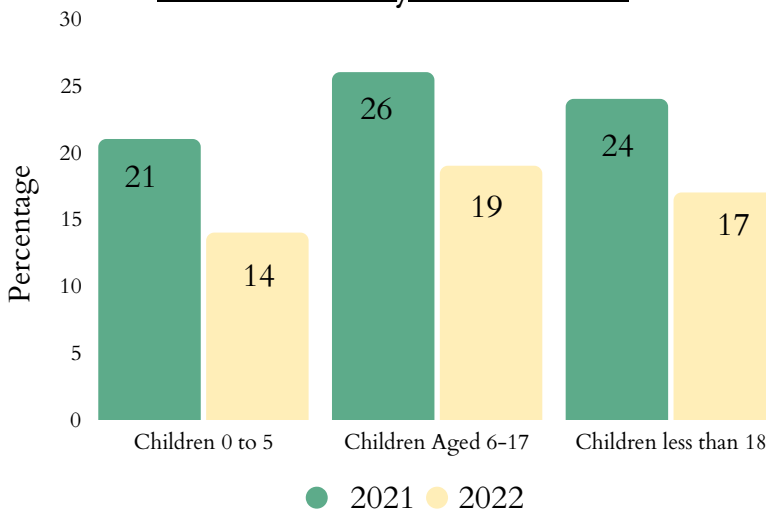
# Washington D.C.'s Children

## Child Poverty

- 52,000 children lived with parents who lacked secure employment in 2022 (41% of all children).
- 31% of children lived in households with a high housing cost burden.
- Average number of TANF recipients fell from 19,126 in 2021 to 16,591 in 2022 (13.3% decrease).

- The state spent \$6,872,759 on WIC in 2022, serving 11,640 people: a 16.8% decrease in total participants and 7.7% increase in spending since 2021.
- 68,900 people were food insecure in 2021, including 17,890 children.
- 28.9% of households receiving SNAP benefits in 2019 had children.

### Child Poverty Over Time



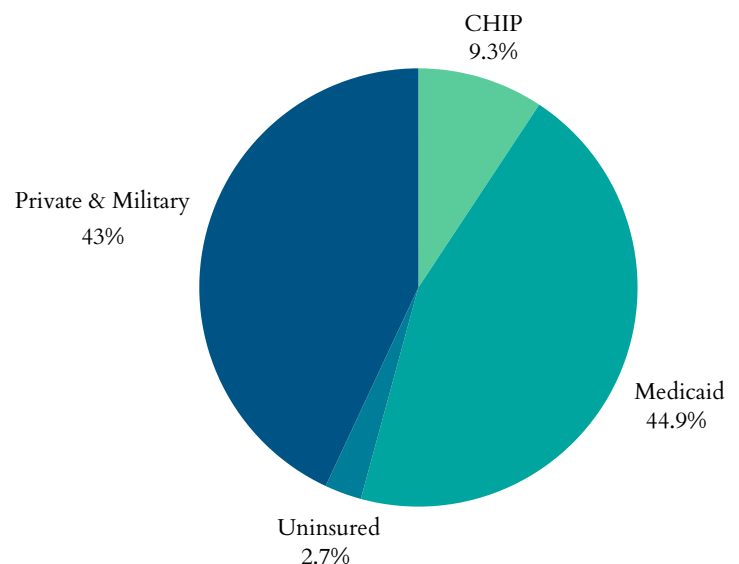
## Teens & Youth

- 3,000 youth (16-19yrs) were not in school nor working in 2019 (8%).
- In 2020, there were zero reports of suicide among children aged 10-14 and zero reports among ages 15-24.
- 25 children <19yrs were killed by a firearm in Washington D.C. in 2020.

## Health

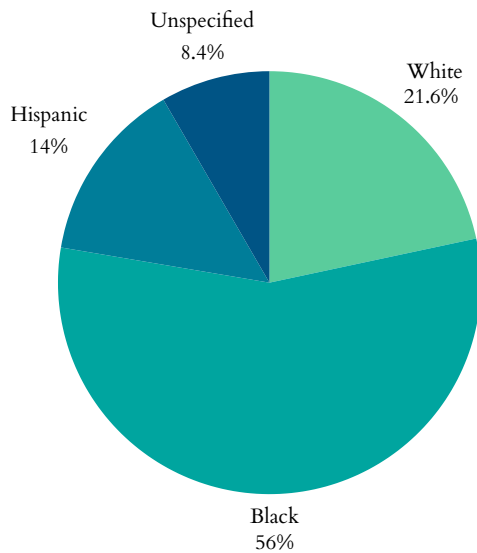
- 2,000 children had no health insurance in 2021 (60% decrease from 2020).
- 82,477 children were enrolled in Medicaid in 2021 (1.3% increase from 2020).
- 17,062 children in Washington D.C. were in the state Children Health Insurance Program (CHIP) in 2021 (6.2% decrease from 2020).

### Health Insurance Coverage for Children, 2021



# Washington D.C.'s Children

## Percentage of All Preterm Births by Race or Ethnicity, 2021



## Funding for Child Welfare Services

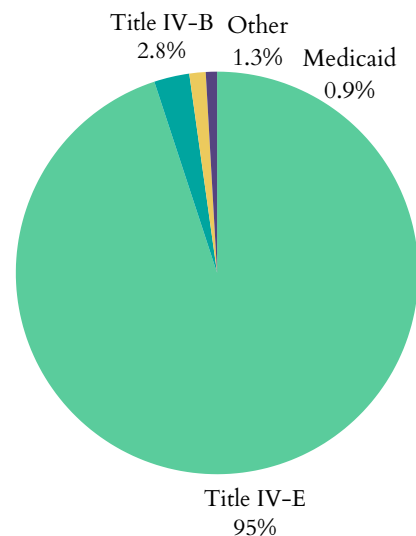
- Washington D.C. spent **\$195,307,875.37** on child welfare services in 2020.
  - Child welfare services = direct and administrative services
- **\$39,464,463.37** = from the federal government
- **\$154,094,000** = from state and local funds.

- **829** low birth-weight babies (<5.5lbs) born in 2021 (**9.6%** of births).
- **873** preterm births (<37wks) in 2021 (**10.1%** of births).
  - **6.4%** of all White babies
  - **13.6%** of all Black babies
- **261** births to mothers aged 15-19 in 2021 -- a rate of **14** in every 1,000 teen girls.
- **57** infants aged <1yr died in 2021; a rate of **6.6** per 1,000.

## Medicaid Expansion

Washington D.C. has been a Medicaid expansion since 01/01/2014.

## Federal Funding Sources, 2020



The significant funding sectors of the **\$39,464,463.37** in federal funding received in Washington D.C. in 2020:

- **\$23,392,949.59** as part of the Title IV-E Total Foster Care Program.
- **\$9,492,073.61** as part of the Title IV-E Adoption Assistance Program.
- Washington D.C.'s sum of expenditures for Social Service Block Grants in 2021 was **\$7,889,811**

