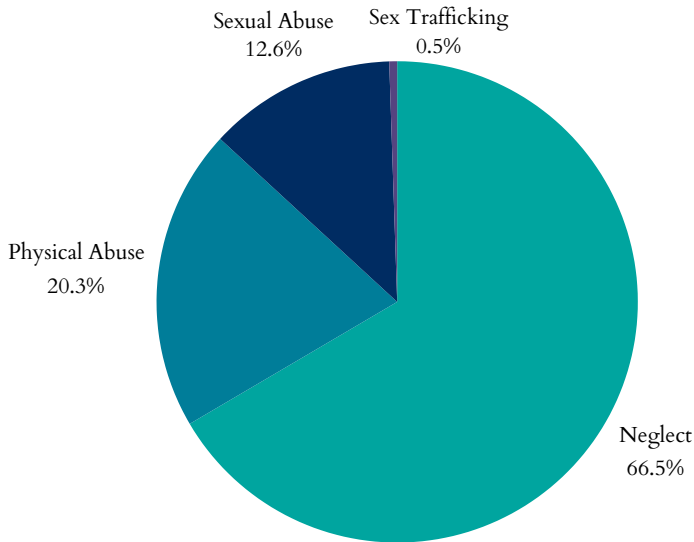


# Washington's Children

## Child Maltreatment

- In 2022, Washington had **109,619** total referrals for child abuse and neglect. Of those, **41,645** were screened in for response by CPS.
- **3,389** child victims of abuse or neglect, at a rate of 2.1 children per 1,000 (24.7% decrease since 2018).
- Of the 3,389 children, **1,552** were first-time victims.
- Largest age group of victims = **<1 years**, representing 353 of the 3,389 cases.

### Types of Maltreatment Victims, 2022

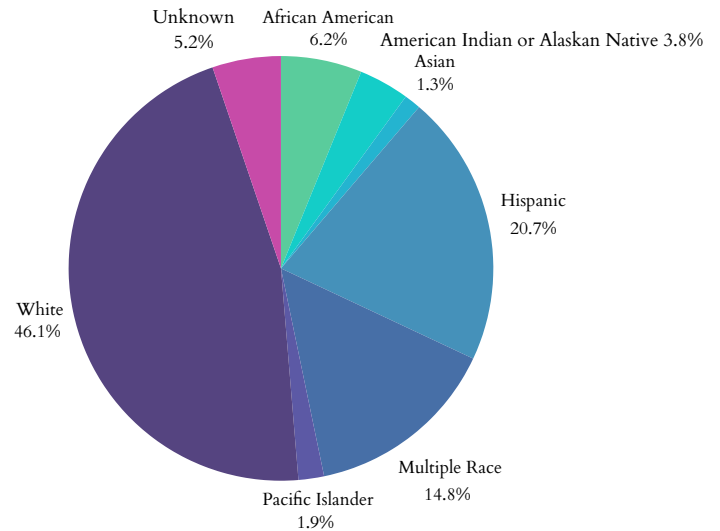


### Plans for Safe Care

- In 2022, Washington reported **253** infants screened with prenatal substance exposure.
- Washington reported **92** plans of safe care for screened-in infants.

Washington has a Family First plan approved by the administration.

### Child Victims by Race or Ethnicity, 2022



### Perpetrators of child maltreatment (2022):

- **85%** = parents of the child.
- **15%** = non-parents or unknown relationship.

### Child victims (2022):

- **55%** = female; **45%** = male.

- Child fatalities decreased from **19** in 2021 to **31** in 2022.
- Washington reported **20** total child victims of sex trafficking.
- Post-response services given to **2,109** victims and **3,800** non-victims.

### Age Distribution of Maltreatment Victims, 2022

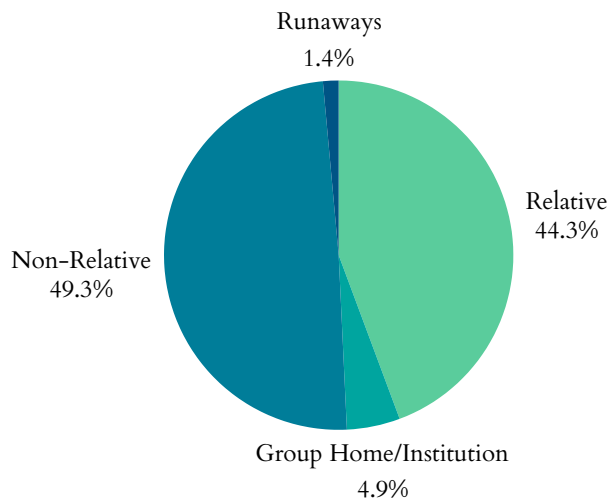


# Washington's Children

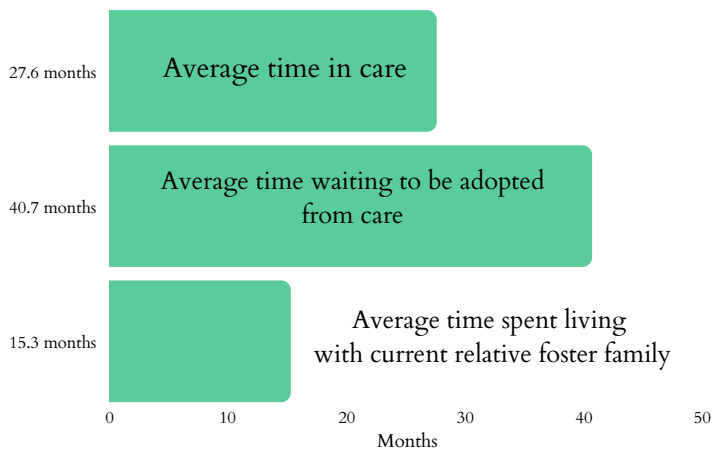
## Foster Care and Adoptions

- **12,349** total children were served by the foster care system in FY 2022.
- **8,049** in care as of 09/30/2022.
- During 2022, **3,518** children entered care and **4,300** exited.
- **864** children were adopted; **2,450** were waiting to be adopted.
- **9.5%** decrease in the number of children in care between 2021-2022. Adoptions from the system decreased by **19.8%** from 2021.

### Where are Children in Foster Care Staying? 2021



### Duration in Care, 2021



- In 2021, **106** children exited foster care due to age (**42.4%** decrease from 2020).
- **3,413** children were living with non-relatives; **3,068** stayed with a relative.
- **341** children were staying in group homes or institutions; **100** children classified as runaways.
- **4%** of households had a grandparent living with a grandchild.

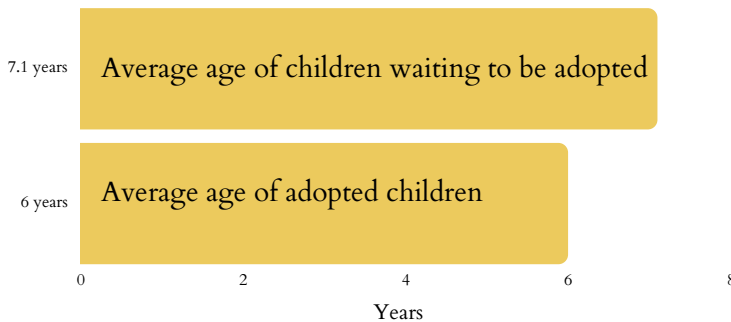
The decrease since 2020 in children transitioning from foster care to independence.

# 42.4%

## Juvenile Justice

- **10,101** total arrests for children under 18 in 2019.
- **168** for Disorderly Conduct.
- **1,905** for Property Crimes.
- **852** for Drug Abuse Violations.
- **396** children lived in juvenile correction facilities in 2021 (decrease from **693** kids in 2019; **42.9%** decline).

### Adoption, 2020



The decline since 2019 of children living in juvenile correction facilities.

# 42.9%



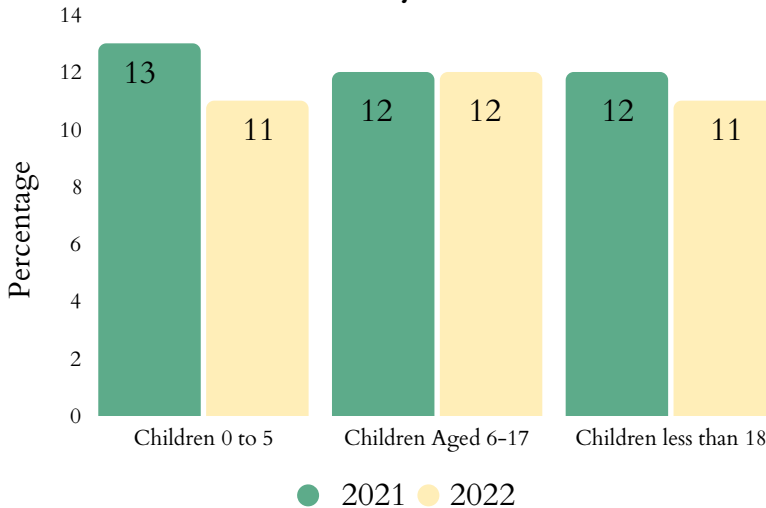
# Washington's Children

## Child Poverty

- **397,000** children lived with parents who lacked secure employment in 2022 (24% of all children).
- **31%** of children lived in households with a high housing cost burden.
- Average number of TANF recipients rose from **64,912** in 2021 to **71,372** in 2022 (9.95% increase).

- The state spent **\$44,346,580** on WIC in 2022, serving **121,676** people: a 1.03% decrease in total participants and 0.4% decrease in spending since 2021.
- **688,170** people were food insecure in 2021, including **197,550** children.
- **30%** of households receiving SNAP benefits in 2019 had children.

### Child Poverty Over Time



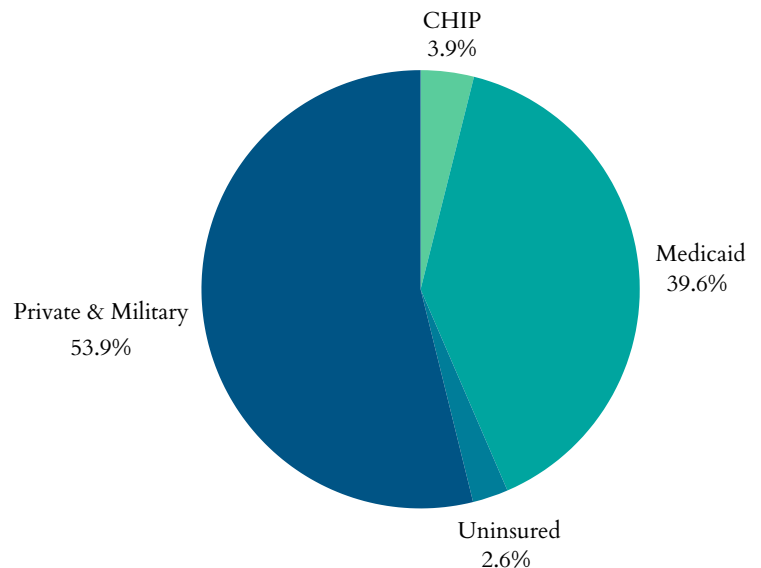
## Teens & Youth

- **28,000** youth (16-19yrs) were not in school nor working in 2022 (8%).
- In 2020, there were **18** reports of suicide among children aged 10-14 and **154** reports among ages 15-24.
- **66** children <19yrs were killed by a firearm in Washington in 2020.

## Health

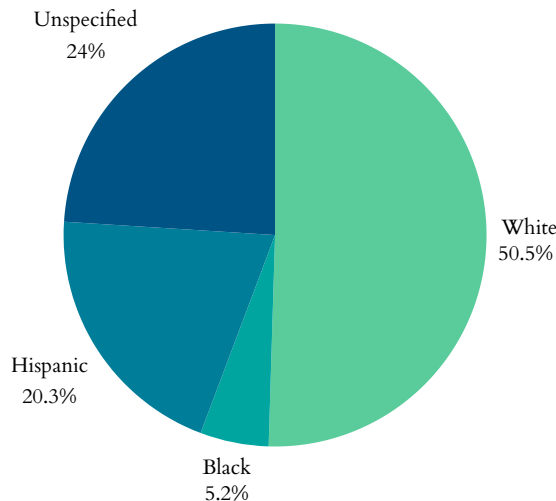
- **48,000** children had no health insurance in 2022 (12.7% decrease from 2021).
- **679,000** children were enrolled in Medicaid in 2022 (3.1% decrease from 2021).
- **81,870** children in Washington were in the state Children Health Insurance Program (CHIP) in 2021 (1.9% increase from 2020).

### Health Insurance Coverage for Children, 2021



# Washington's Children

## Percentage of All Preterm Births by Race or Ethnicity, 2021



- 5,830 low birth-weight babies (<5.5lbs) born in 2021 (7% of births).
- 7,422 preterm births (<37wks) in 2021 (8.9% of births).
  - 8.1% of all White babies
  - 10.5% of all Black babies
- 2,276 births to mothers aged 15-19 in 2021 -- a rate of 10 in every 1,000 teen girls.
- 360 infants aged <1yr died in 2021 -- a rate of 4.3 in every 1,000 infants.

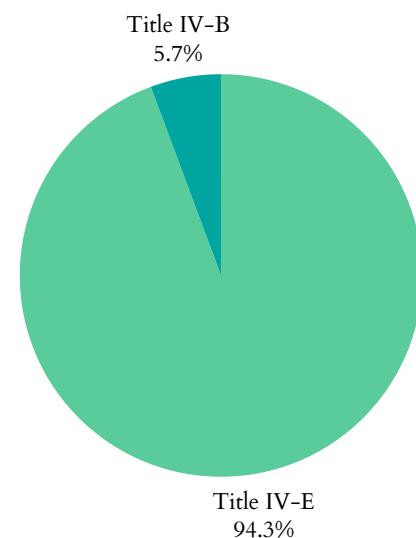
## Medicaid Expansion

Washington has been a Medicaid expansion state since 01/01/2014.

## Funding for Child Welfare Services

- Washington spent \$398,085,527.05 on child welfare services in 2020.
  - Child welfare services = direct and administrative services
- \$216,992,482 = from the federal government
- \$181,093,045.05 = from state and local funds.

## Federal Funding Sources, 2020



The significant funding sectors of the \$216,992,482 in federal funding received in Washington in 2020:

- \$140,789,369 as part of the Title IV-E Total Foster Care Program.
- \$56,917,246 as part of the Title IV-E Adoption Assistance Program.
- Washington's sum of expenditures for Social Service Block Grants in 2021 was \$42,392,622

