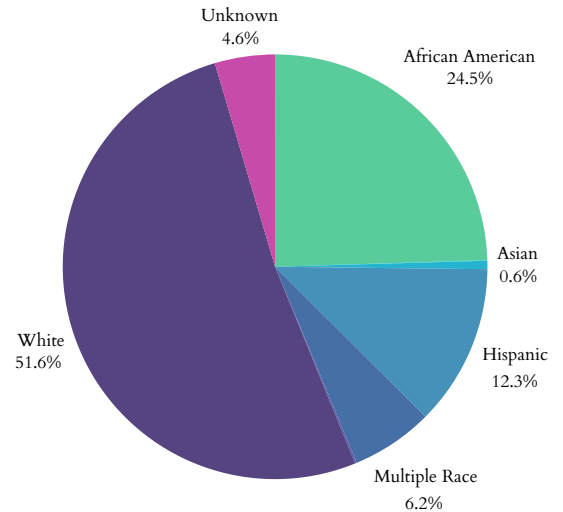


# Virginia's Children

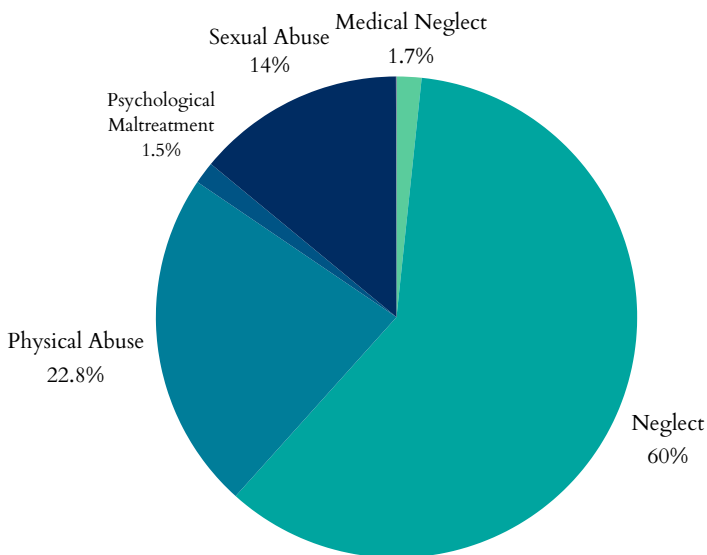
## Child Maltreatment

- In 2022, Virginia had **83,670** total referrals for child abuse and neglect. Of those, **33,801** were screened in for response by CPS.
- **4,563** child victims of abuse or neglect, at a rate of 2.4 children per 1,000 (25.6% decrease since 2018).
- Of the 4,563 children, **4,285** were first-time victims.
- Largest age group of victims = **<1 years**, representing 565 of the 4,563 cases.

## Child Victims by Race or Ethnicity, 2022



## Types of Maltreatment Victims, 2022



## Perpetrators of child maltreatment (2022):

- **72%** = parents of the child.
- **28%** = non-parents or unknown relationship.

## Child victims (2022):

- **52%** = female; **48%** = male.

- Child fatalities decreased from **51** in 2021 to **39** in 2022.
- Virginia reported **2** total child victims of sex trafficking.
- Post-response services given to **1,270** victims and **2,222** non-victims.

## Plans for Safe Care

- In 2022, Virginia reported **18** infants screened with prenatal substance exposure.
- Virginia reported **13** plans of safe care for screened-in infants.

Virginia has a Family First plan approved by the administration.

## Age Distribution of Maltreatment Victims, 2022

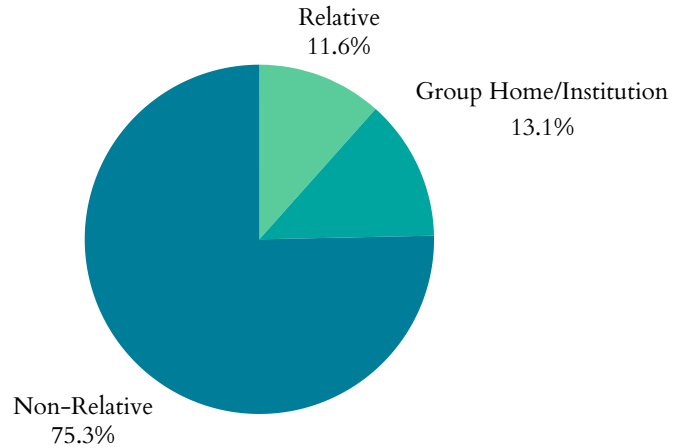


# Virginia's Children

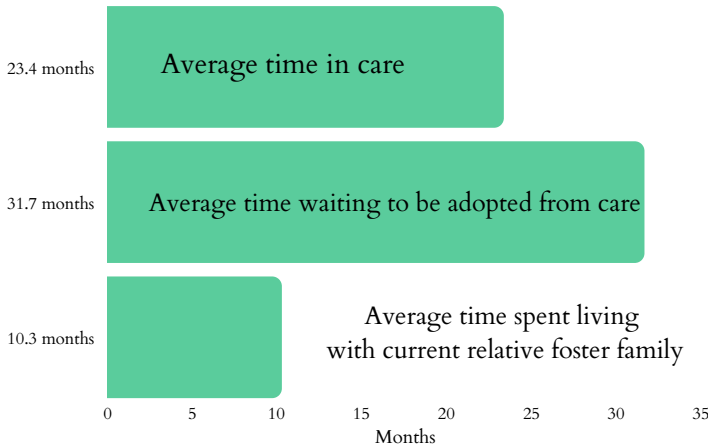
## Foster Care and Adoptions

- **7,279** total children were served by the foster care system in FY 2022.
- **5,039** in care as of 09/30/2022.
- During 2022, **2,372** children entered care and **2,240** exited.
- **792** children were adopted; **1,810** were waiting to be adopted.
- **1.2%** increase in the number of children in care between 2021-2022. Adoptions from the system decreased by **9.8%** from 2021.

### Where are Children in Foster Care Staying? 2021



### Duration in Care, 2021



- In 2021, **413** children exited foster care due to age (**24%** decrease from 2020).
- **3,094** children were living with non-relatives; **476** stayed with a relative.
- **537** children were staying in group homes or institutions; **zero** children classified as runaways.
- **3%** of households had a grandparent living with a grandchild.

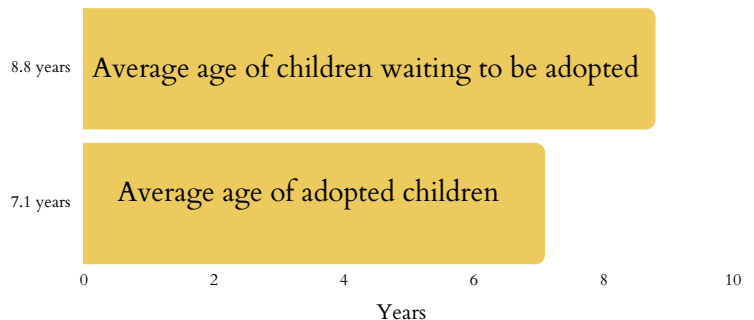
**24%**

The decrease since 2020 in children transitioning from foster care to independence.

## Juvenile Justice

- **15,992** total arrests for children under 18 in 2019.
- **497** for Disorderly Conduct.
- **2,783** for Property Crimes.
- **1,852** for Drug Abuse Violations.
- **558** children lived in juvenile correction facilities in 2021 (decrease from **918** kids in 2019; **39%** decline).

### Adoption, 2020



**39%**

The decline since 2019 of children living in juvenile correction facilities.



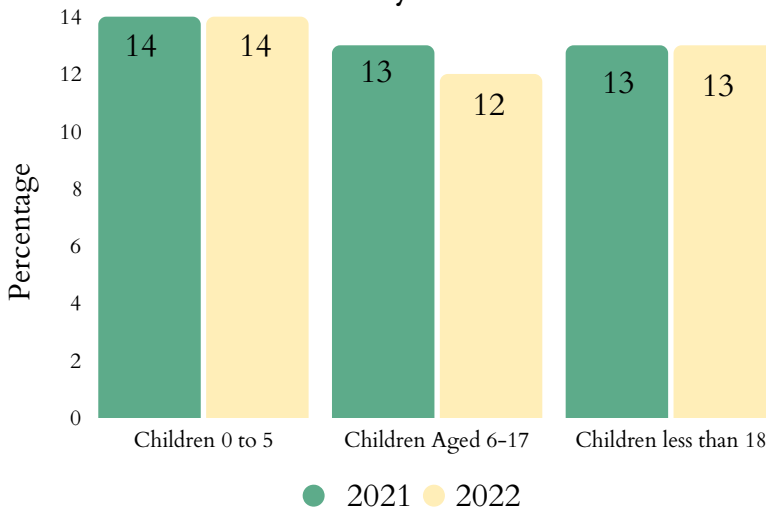
# Virginia's Children

## Child Poverty

- **392,000** children lived with parents who lacked secure employment in 2022 (21% of all children).
- **28%** of children lived in households with a high housing cost burden.
- Average number of TANF recipients rose from **33,269** in 2021 to **37,698** in 2022 (13.3% increase).

- The state spent **\$32,476,216** on WIC in 2022, serving **121,132** people: a 0.25% increase in total participants and 4.4% increase in spending since 2021.
- **704,270** people were food insecure in 2021, including **164,680** children.
- **44.9%** of households receiving SNAP benefits in 2019 had children.

### Child Poverty Over Time



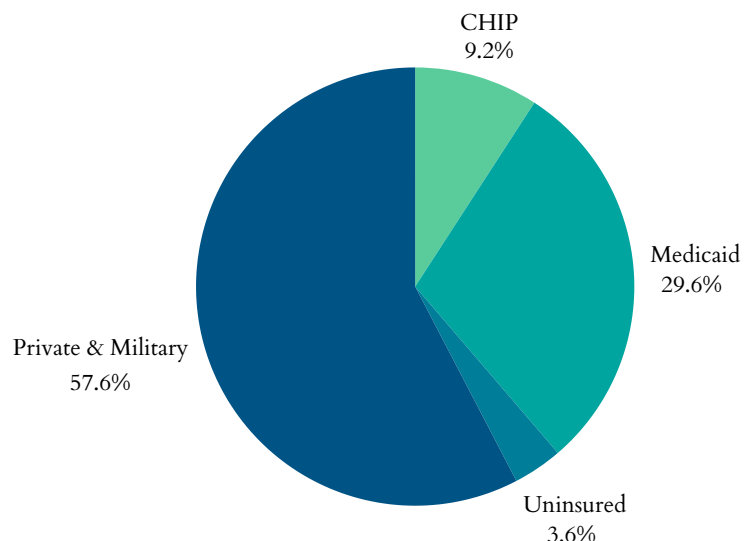
## Teens & Youth

- **30,000** youth (16-19yrs) were not in school nor working in 2022 (7%).
- In 2020, there were **20** reports of suicide among children aged 10-14 and **187** reports among ages 15-24.
- **126** children <19yrs were killed by a firearm in Virginia in 2020.

## Health

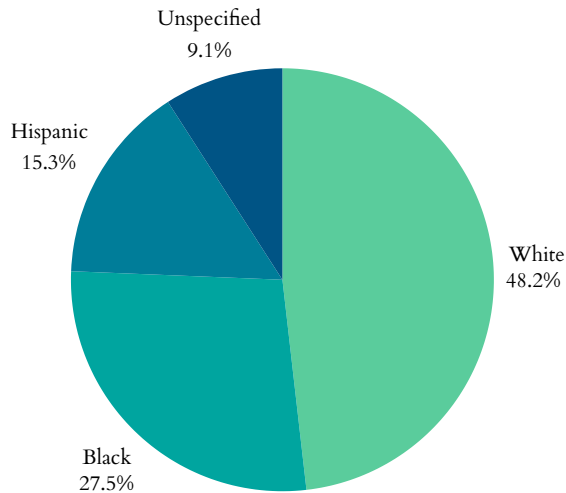
- **87,000** children had no health insurance in 2022 (1.1% decrease from 2021).
- **605,000** children were enrolled in Medicaid in 2022 (3.2% increase from 2021).
- **221,231** children in Virginia were in the state Children Health Insurance Program (CHIP) in 2021 (7.6% decrease from 2020).

### Health Insurance Coverage for Children, 2021



# Virginia's Children

## Percentage of All Preterm Births by Race or Ethnicity, 2021



- 7,979 low birth-weight babies (<5.5lbs) born in 2021 (8.3% of births).
- 9,480 preterm births (<37wks) in 2021 (9.9% of births).
  - 8.8% of all White babies
  - 13.6% of all Black babies
- 3,198 births to mothers aged 15-19 in 2021 -- a rate of 12 in every 1,000 teen girls.
- 566 infants aged <1yr died in 2021 -- a rate of 5.9 in every 1,000 infants.

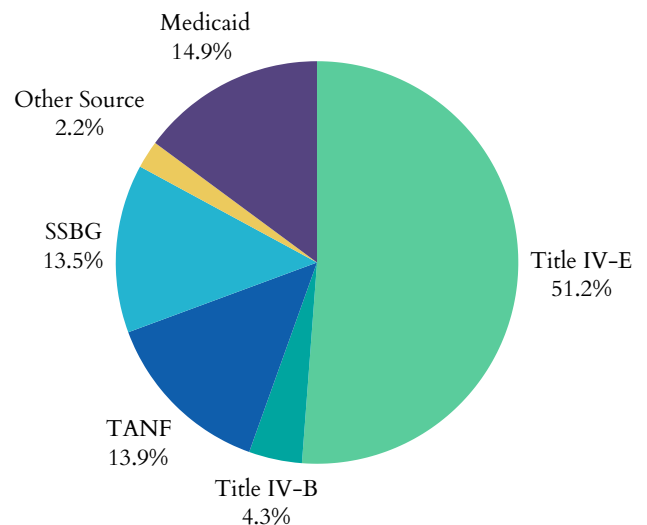
## Medicaid Expansion

Virginia has been a Medicaid expansion state since 01/01/2019.

## Funding for Child Welfare Services

- Virginia spent \$757,251,768.24 on child welfare services in 2020.
  - Child welfare services = direct and administrative services
- \$285,153,384.27 = from the federal government
- \$470,746,276.97 = from state and local funds.

## Federal Funding Sources, 2020



The significant funding sectors of the \$285,153,384.27 in federal funding received in Virginia in 2020:

- \$72,987,184.74 as part of the Title IV-E Total Foster Care Program.
- \$70,687,785.77 as part of the Title IV-E Adoption Assistance Program.
- Virginia's sum of expenditures for Social Service Block Grants in 2021 was \$57,279,217

