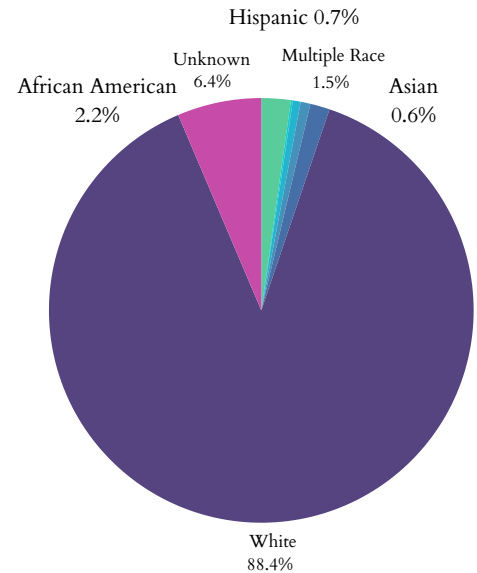


Vermont's Children

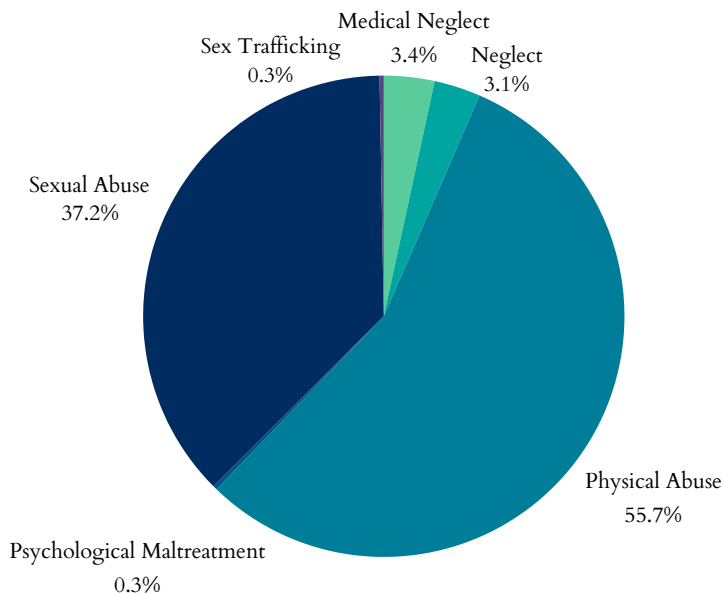
Child Maltreatment

- In 2022, Vermont had **18,438** total referrals for child abuse and neglect. Of those, **3,457** were screened in for response by CPS.
- **672** child victims of abuse or neglect, at a rate of 5.9 children per 1,000 (29.9% decrease since 2018).
- Of the 672 children, **561** were first-time victims.
- Largest age group of victims = **14 years**, representing 57 of the 672 cases.

Child Victims by Race or Ethnicity, 2022



Types of Maltreatment Victims, 2022



Perpetrators of child maltreatment (2022):

- **56%** = parents of the child.
- **44%** = non-parents or unknown relationship.

Child victims (2022):

- **59%** = female; **41%** = male.

- Child fatalities decreased from **1** in 2021 to **0** in 2022.
- Vermont reported **2** total child victims of sex trafficking.
- Post-response services given to **258** victims and **509** non-victims.

Plans for Safe Care

- In 2022, Vermont reported **zero** infants screened with prenatal substance exposure.
- Vermont reported **zero** plans of safe care for screened-in infants.

Vermont has a Family First plan approved by the administration.

Age Distribution of Maltreatment Victims, 2022

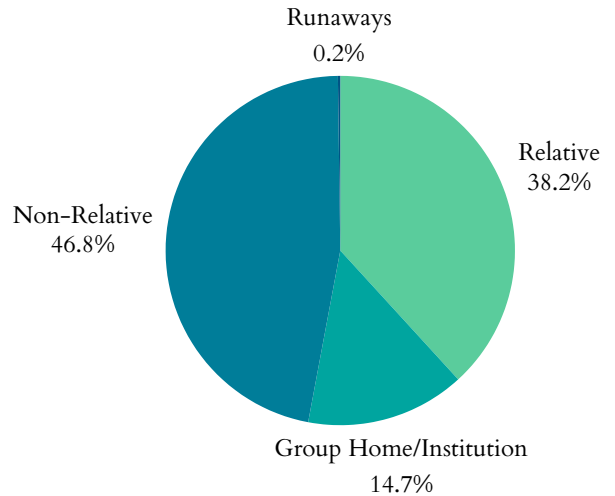


Vermont's Children

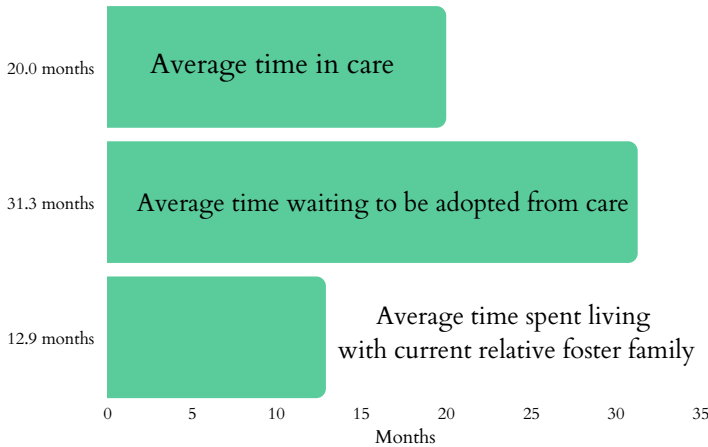
Foster Care and Adoptions

- **1,663** total children were served by the foster care system in FY 2022.
- **1,096** in care as of 09/30/2022.
- During 2022, **637** children entered care and **567** exited.
- **175** children were adopted; **250** were waiting to be adopted.
- **4%** increase in the number of children in care between 2021-2022. Adoptions from the system decreased by **13.4%** from 2021.

Where are Children in Foster Care Staying? 2021



Duration in Care, 2021



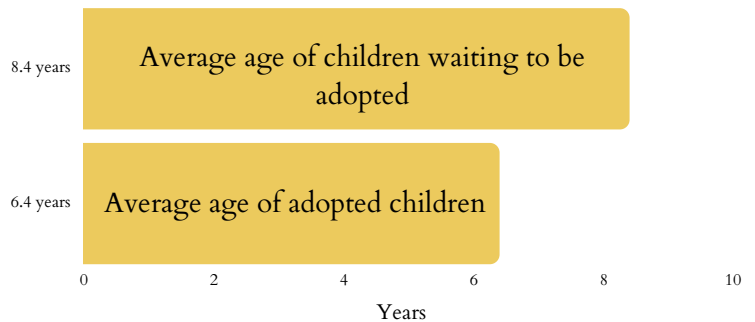
- In 2021, **35** children exited foster care due to age (**38.6%** decrease from 2020).
- **429** children were living with non-relatives; **350** stayed with a relative.
- **135** children were staying in group homes or institutions; **2** children classified as runaways.
- **4%** of households had a grandparent living with a grandchild.

38.6% The decrease since 2020 in children transitioning from foster care to independence.

Juvenile Justice

- **803** total arrests for children under 18 in 2019.
- **101** for Disorderly Conduct.
- **135** for Property Crimes.
- **27** for Drug Abuse Violations.
- **0** children lived in juvenile correction facilities in 2021 (decrease from **18** kids in 2019; 100% decline).

Adoption, 2022



100% The decline since 2019 of children living in juvenile correction facilities.



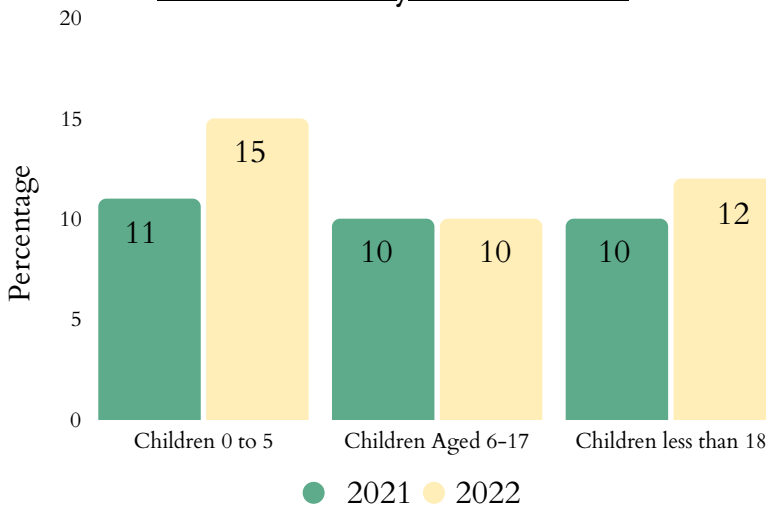
Vermont's Children

Child Poverty

- 29,000 children lived with parents who lacked secure employment in 2022 (26% of all children).
- 25% of children lived in households with a high housing cost burden.
- Average number of TANF recipients rose from 3,269 in 2021 to 3,657 in 2022 (11.87% increase).

- The state spent \$5,137,835 on WIC in 2022, serving 11,199 people: a 1.9% decrease in total participants and 0.6% increase in spending since 2021.
- 57,150 people were food insecure in 2021, including 12,040 children.
- 29.6% of households receiving SNAP benefits in 2019 had children.

Child Poverty Over Time



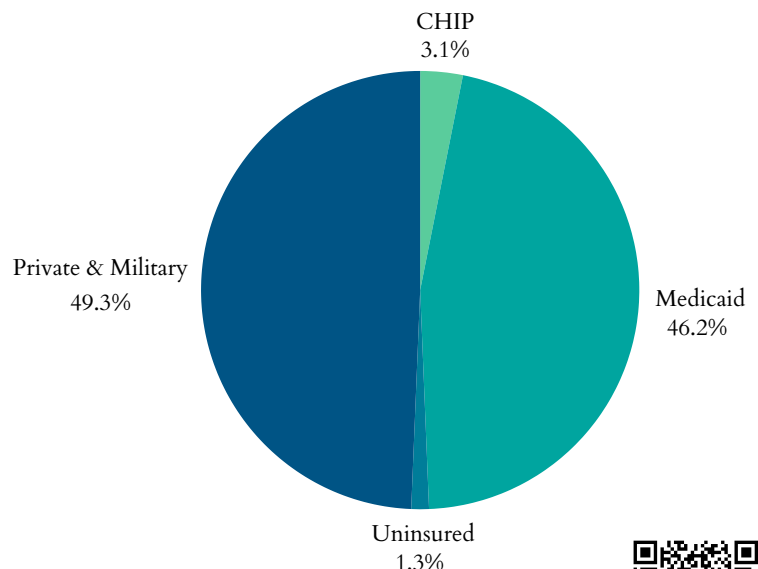
Teens & Youth

- 2,000 youth (16-19yrs) were not in school nor working in 2022 (6%).
- In 2020, there were zero reports of suicide among children aged 10-14 and 15 reports among ages 15-24.
- Zero children <19yrs were killed by a firearm in Vermont in 2020.

Health

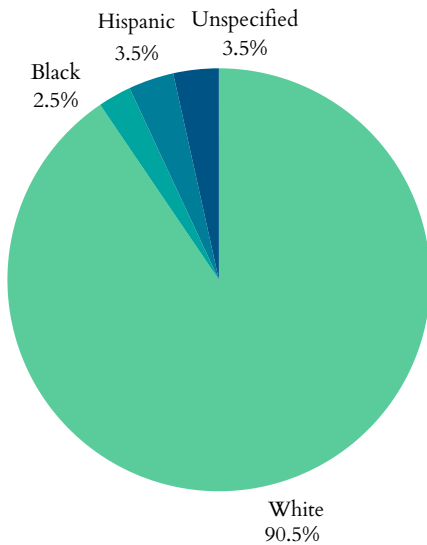
- 3,000 children had no health insurance in 2022 (50% increase from 2021).
- 49,000 children were enrolled in Medicaid in 2022 (9.3% decrease from 2021).
- 4,823 children in Vermont were in the state Children Health Insurance Program (CHIP) in 2021 (1.6% increase from 2020).

Health Insurance Coverage for Children, 2021



Vermont's Children

Percentage of All Preterm Births by Race or Ethnicity, 2021



- 377 low birth-weight babies (<5.5lbs) born in 2021 (7% of births).
- 432 preterm births (<37wks) in 2021 (8% of births).
 - 8% of all White babies
 - 8% of all Black babies
- 133 births to mothers aged 15-19 in 2021 -- a rate of 6 in every 1,000 teen girls.
- 16 infants aged <1yr died in 2021.

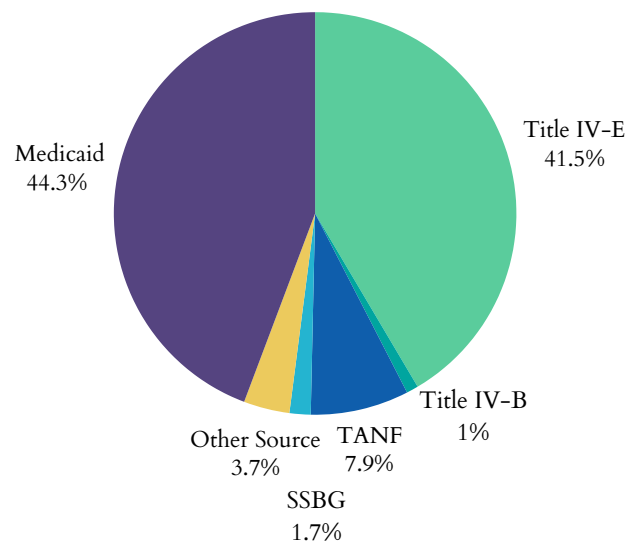
Medicaid Expansion

Vermont has been a Medicaid expansion state since 01/01/2014.

Funding for Child Welfare Services

- Vermont spent \$105,918,563.63 on child welfare services in 2020.
 - Child welfare services = direct and administrative services
- \$61,028,144.42 = from the federal government
- \$44,035,342.21 = from state and local funds.

Federal Funding Sources, 2020



The significant funding sectors of the \$61,028,144.42 in federal funding received in Vermont in 2020:

- \$12,763,516 as part of the Title IV-E Total Foster Care Program.
- \$11,633,828 as part of the Title IV-E Adoption Assistance Program.
- Vermont's sum of expenditures for Social Service Block Grants in 2021 was \$7,771,372

