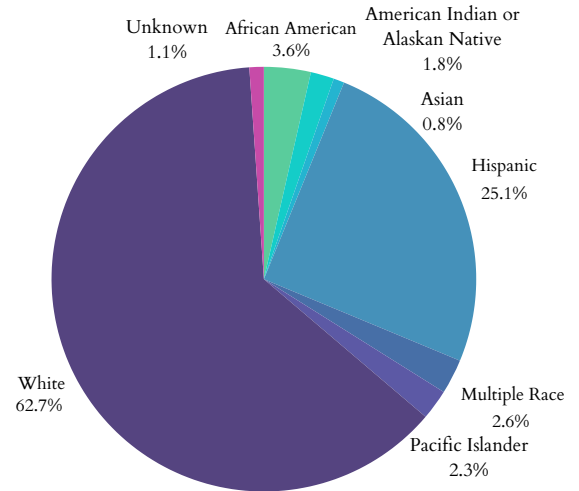


Utah's Children

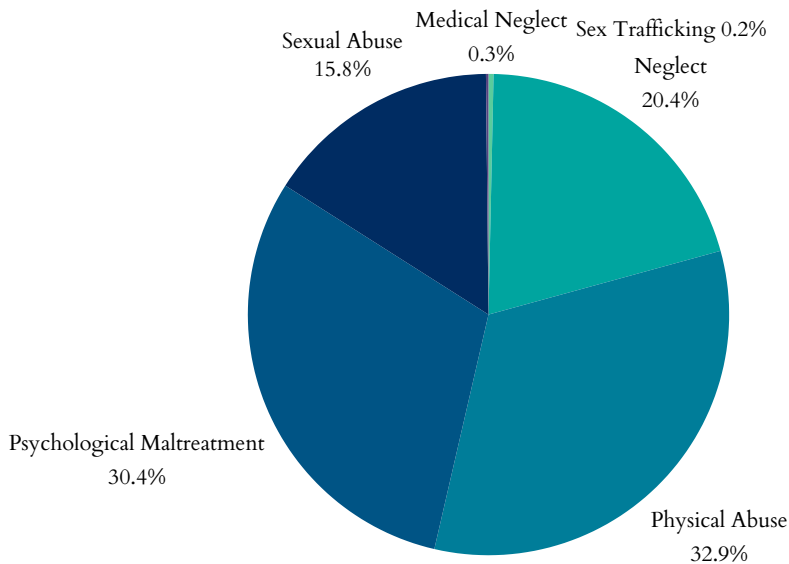
Child Maltreatment

- In 2022, Utah had **44,279** total referrals for child abuse and neglect. Of those, **21,590** were screened in for response by CPS.
- **8,765** child victims of abuse or neglect, at a rate of 9.4 children per 1,000 (13.4% decrease since 2018).
- Of the 8,765 children, **6,001** were first-time victims.
- Largest age group of victims = **<1 years**, representing 719 of the 8,765 cases.

Child Victims by Race or Ethnicity, 2022



Types of Maltreatment Victims, 2022



Perpetrators of child maltreatment (2022):

- **65%** = parents of the child.
- **35%** = non-parents or unknown relationship.

Child victims (2022):

- **56%** = female; **44%** = male.

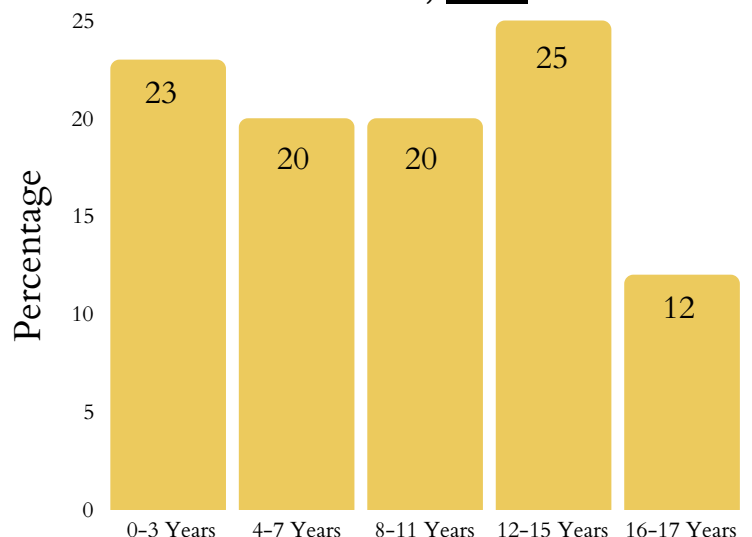
- Child fatalities increased from **4** in 2021 to **15** in 2022.
- Utah reported **18** total child victims of sex trafficking.
- Post-response services given to **7,907** victims and **14,371** non-victims.

Plans for Safe Care

- In 2022, Utah reported **179** infants screened with prenatal substance exposure.
- Utah reported **36** plans of safe care for screened-in infants.

Utah has a Family First plan approved by the administration.

Age Distribution of Maltreatment Victims, 2022

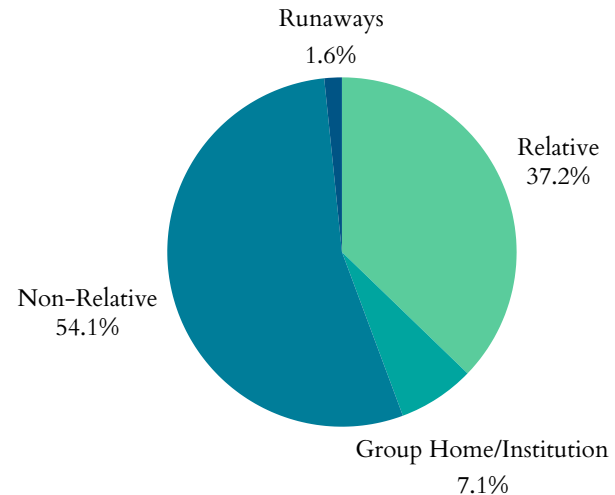


Utah's Children

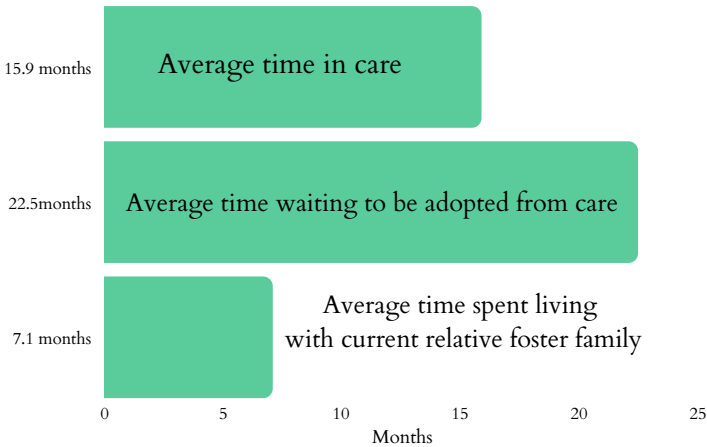
Foster Care and Adoptions

- **3,568** total children were served by the foster care system in FY 2022.
- **2,067** in care as of 09/30/2022.
- During 2022, **1,459** children entered care and **1,501** exited.
- **556** children were adopted; **585** were waiting to be adopted.
- **2.5%** decrease in the number of children in care between 2021-2022. Adoptions from the system decreased by **0.7%** from 2021.

Where are Children in Foster Care Staying? 2021



Duration in Care, 2021



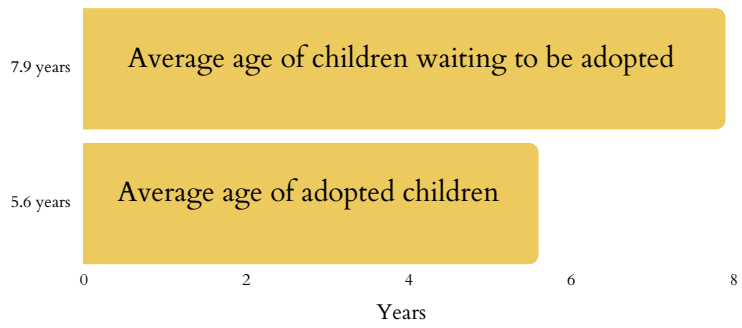
- In 2021, **115** children exited foster care due to age (**17.3%** decrease from 2020).
- **967** children were living with non-relatives; **666** stayed with a relative.
- **127** children were staying in group homes or institutions; **29** children classified as runaways.
- **2%** of households had a grandparent living with a grandchild.

17.3% The decrease since 2020 in children transitioning from foster care to independence.

Juvenile Justice

- **11,334** total arrests for children under 18 in 2019.
- **330** for Disorderly Conduct.
- **2,330** for Property Crimes.
- **1,968** for Drug Abuse Violations.
- **168** children lived in juvenile correction facilities in 2021 (decrease from **246** kids in 2019; **31.7%** decline).

Adoption, 2020



31.7% The decline since 2019 of children living in juvenile correction facilities.



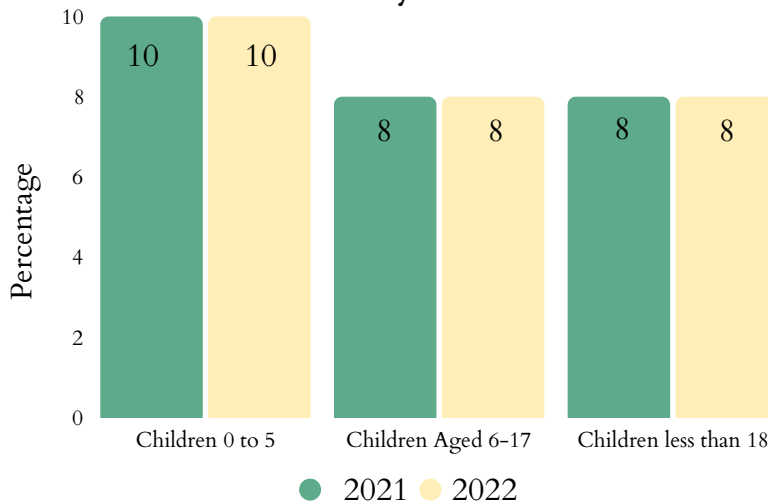
Utah's Children

Child Poverty

- **161,000** children lived with parents who lacked secure employment in 2022 (17% of all children).
- **23%** of children lived in households with a high housing cost burden.
- Average number of TANF recipients fell from **5,361** in 2021 to **4,357** in 2022 (18.7% decrease).

- The state spent **\$13,709,097** on WIC in 2022, serving **37,457** people: a 0.45% increase in total participants and 0.9% increase in spending since 2021.
- **316,980** people were food insecure in 2021, including **93,050** children.
- **51.3%** of households receiving SNAP benefits in 2019 had children.

Child Poverty Over Time



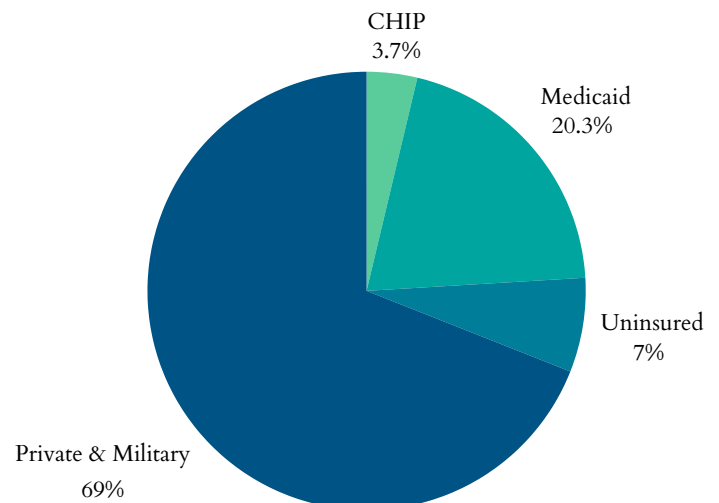
Teens & Youth

- **11,000** youth (16-19yrs) were not in school nor working in 2022 (5%).
- In 2020, there were **12** reports of suicide among children aged 10-14 and **116** reports among ages 15-24.
- **46** children <19yrs were killed by a firearm in Utah in 2020.

Health

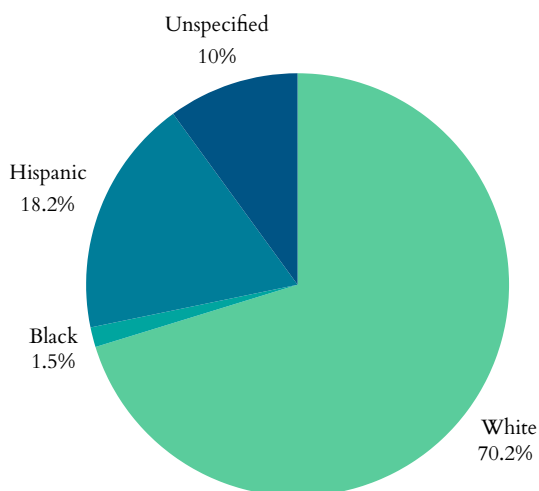
- **61,000** children had no health insurance in 2022 (22.8% decrease from 2021).
- **173,000** children were enrolled in Medicaid in 2022 (2.3% decrease from 2021).
- **42,338** children in Utah were in the state Children Health Insurance Program (CHIP) in 2021 (14.6% decrease from 2020).

Health Insurance Coverage for Children, 2021



Utah's Children

Percentage of All Preterm Births by Race or Ethnicity, 2021



- 3,465 low birth-weight babies (<5.5lbs) born in 2021 (7.4% of births).
- 4,621 preterm births (<37wks) in 2021 (9.9% of births).
 - 9.6% of all White babies
 - 11.8% of all Black babies
- 1,282 births to mothers aged 15-19 in 2021 - a rate of 10 in every 1,000 teen girls.
- 218 infants aged <1yr died in 2021; a rate of 4.7 per 1,000.

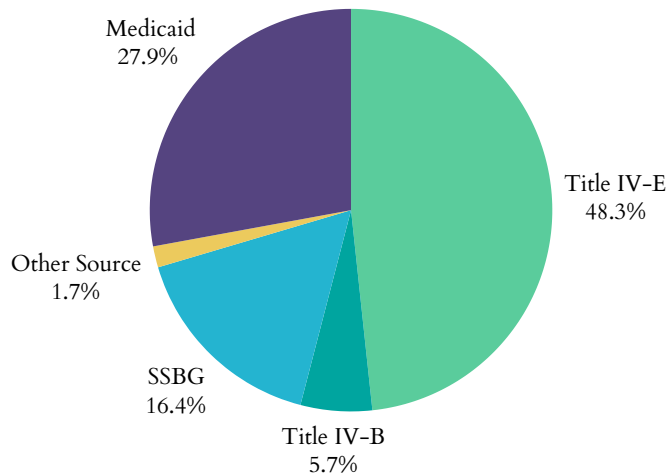
Medicaid Expansion

Utah has been a Medicaid expansion state since 01/01/2020.

Funding for Child Welfare Services

- Utah spent \$226,606,028 on child welfare services in 2020.
 - Child welfare services = direct and administrative services
- \$92,133,784 = from the federal government
- \$129,122,643 = from state and local funds.

Federal Funding Sources, 2020



The significant funding sectors of the \$92,133,784 in federal funding received in Utah in 2020:

- \$19,860,260 as part of the Title IV-E Total Foster Care Program.
- \$12,662,234 as part of the Title IV-E Adoption Assistance Program.
- Utah's sum of expenditures for Social Service Block Grants in 2021 was \$25,827,327

