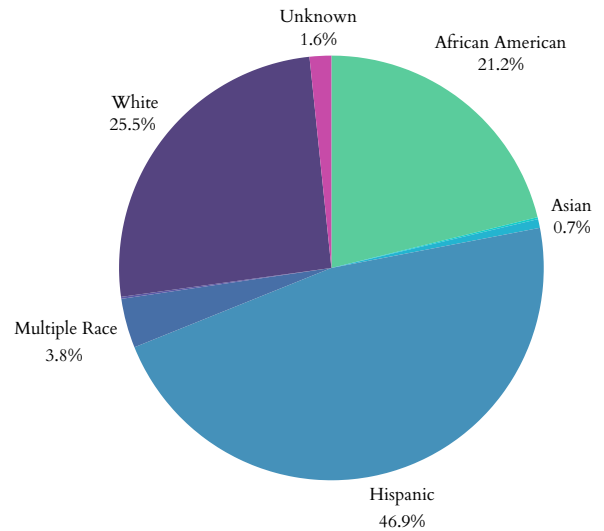


# Texas' Children

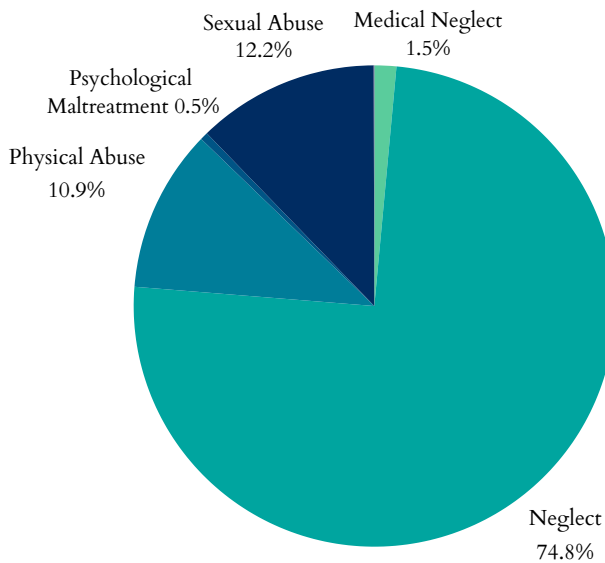
## Child Maltreatment

- In 2022, Texas had **245,430** total referrals for child abuse and neglect. Of those, **207,429** were screened in for response by CPS.
- **54,207** child victims of abuse or neglect, at a rate of 7.3 children per 1,000 (14.3% decrease since 2018).
- Of the 54,207 children, **43,563** were first-time victims.
- Largest age group of victims = **<1 years**, representing 10,075 of the 54,207 cases.

## Child Victims by Race or Ethnicity, 2022



## Types of Maltreatment Victims, 2022



## Perpetrators of child maltreatment (2022):

- **75%** = parents of the child.
- **25%** = non-parents or unknown relationship.

## Child victims (2022):

- **54%** = female; **46%** = male.

- Child fatalities decreased from **206** in 2021 to **176** in 2022.
- Texas reported **26** total child victims of sex trafficking.
- Post-response services given to **19,595** victims and **8,124** non-victims.

## Plans for Safe Care

- In 2022, Texas reported **1,190** infants screened with prenatal substance exposure.
- Texas reported **1,190** plans of safe care for screened-in infants.

Texas does not have a Family First plan approved by the administration.

## Age Distribution of Maltreatment Victims, 2022

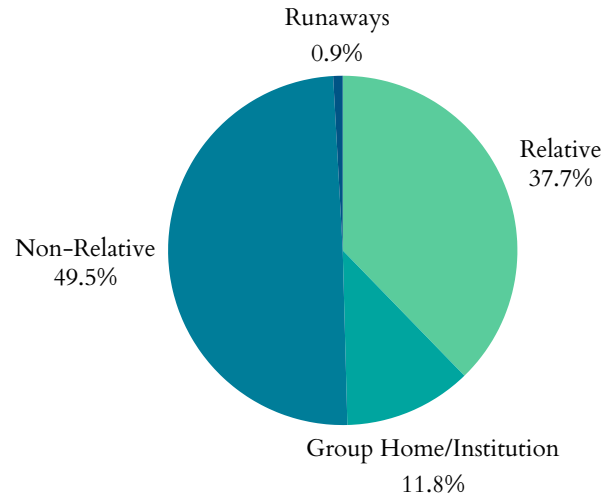


# Texas' Children

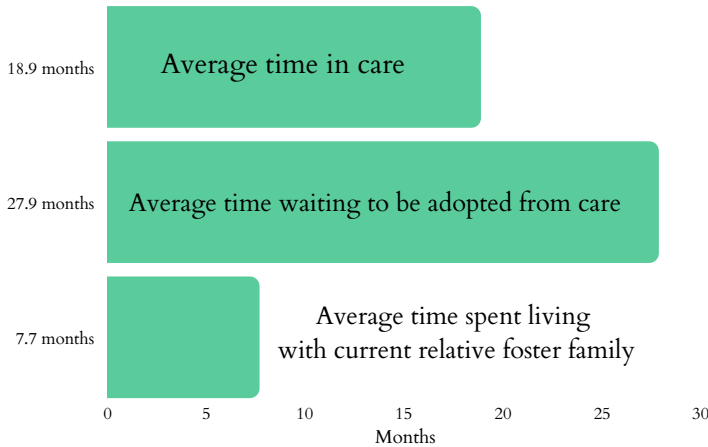
## Foster Care and Adoptions

- **37,425** total children were served by the foster care system in FY 2022.
- **21,358** in care as of 09/30/2022.
- During 2022, **9,486** children entered care and **16,067** exited.
- **4,361** children were adopted; **10,232** were waiting to be adopted.
- **23.8%** decrease in the number of children in care between 2021-2022. Adoptions from the system also decreased by **6.2%** from 2021.

### Where are Children in Foster Care Staying? 2021



### Duration in Care, 2021



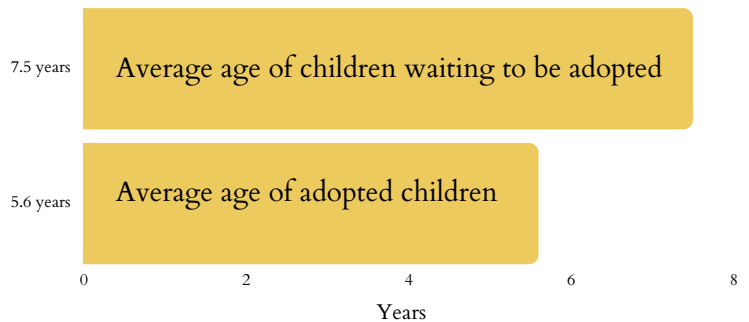
- In 2021, **1,187** children exited foster care due to age (3.5% decrease from 2020).
- **12,417** children were living with non-relatives; **9,457** stayed with a relative.
- **2,968** children were staying in group homes or institutions; **220** children classified as runaways.
- **4%** of households had a grandparent living with a grandchild.

**3.5%** The decrease since 2020 in children transitioning from foster care to independence.

## Juvenile Justice

- **49,409** total arrests for children under 18 in 2019.
- **960** for Disorderly Conduct.
- **9,351** for Property Crimes.
- **8,464** for Drug Abuse Violations.
- **2,730** children lived in juvenile correction facilities in 2021 (decrease from **3,699** kids in 2019; 26% decline).

### Adoption, 2020



**26%** The decline since 2019 of children living in juvenile correction facilities.



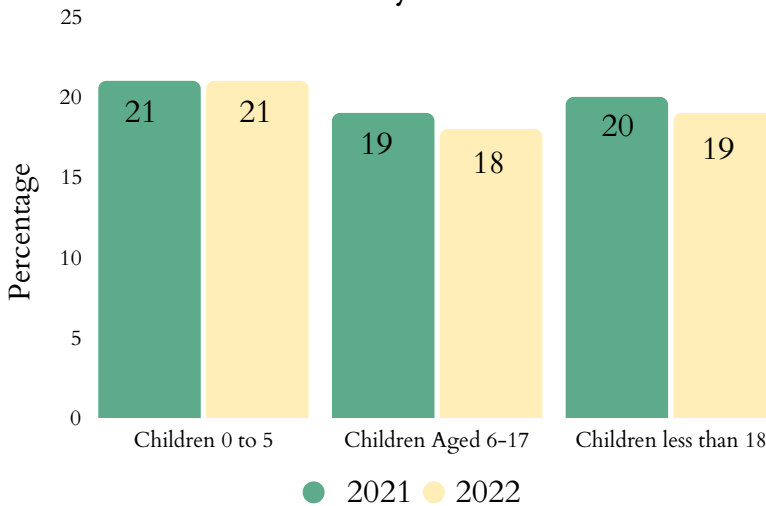
# Texas' Children

## Child Poverty

- **1,887,000** children lived with parents who lacked secure employment in 2022 (25% of all children).
- **33%** of children lived in households with a high housing cost burden.
- Average number of TANF recipients fell from **37,211** in 2021 to **22,152** in 2022 (40.5% decrease).

- The state spent **\$208,153,481** on WIC in 2022, serving **698,986** people: a 4.5% increase in total participants and 6.4% decrease in spending since 2021.
- **4,057,910** people were food insecure in 2021, including **1,348,600** children.
- **53.4%** of households receiving SNAP benefits in 2019 had children.

### Child Poverty Over Time



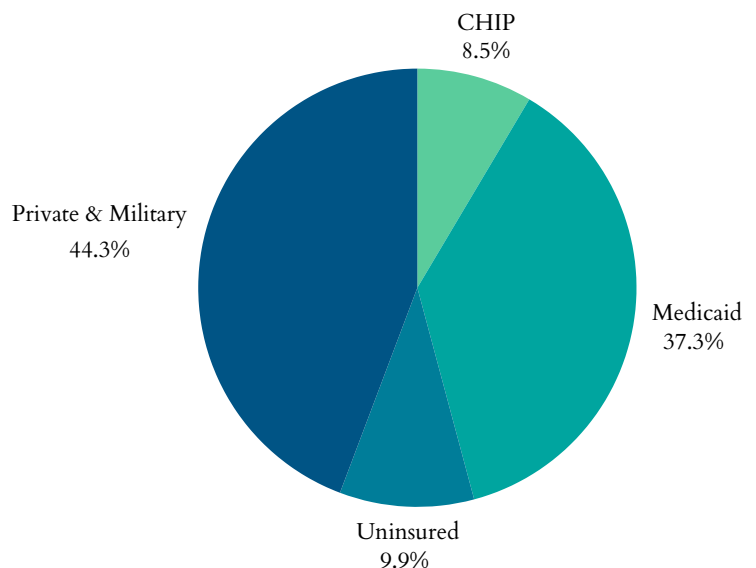
## Teens & Youth

- **138,000** youth (16-19yrs) were not in school nor working in 2022 (8%).
- In 2020, there were **57** reports of suicide among children aged 10-14 and **656** reports among ages 15-24.
- **485** children <19yrs were killed by a firearm in Texas in 2020.

## Health

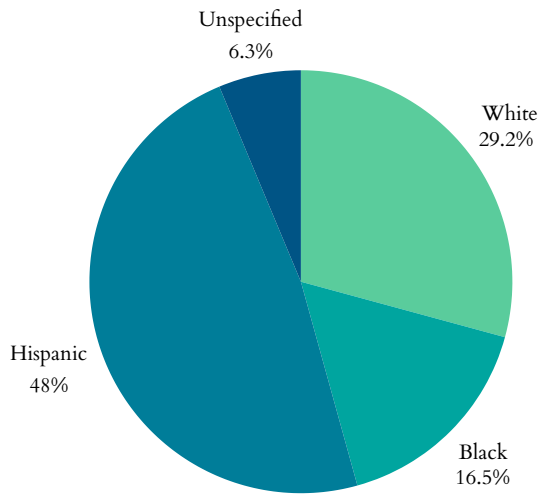
- **854,000** children had no health insurance in 2022 (8.2% decrease from 2021).
- **3,004,000** children were enrolled in Medicaid in 2022 (0.6% decrease from 2021).
- **799,975** children in Texas were in the state Children Health Insurance Program (CHIP) in 2021 (11.65% decrease from 2020).

### Health Insurance Coverage for Children, 2021



# Texas' Children

## Percentage of All Preterm Births by Race or Ethnicity, 2021



- **32,297** low birth-weight babies (<5.5lbs) born in 2021 (8.6% of births).
- **42,518** preterm births (<37wks) in 2021 (11.4% of births).
  - 10% of all White babies
  - 15.1% of all Black babies
- **21,041** births to mothers aged 15-19 in 2021 - a rate of 20 in every 1,000 teen girls.
- **1,985** infants aged <1yr died in 2021; a rate of 5.3 per 1,000.

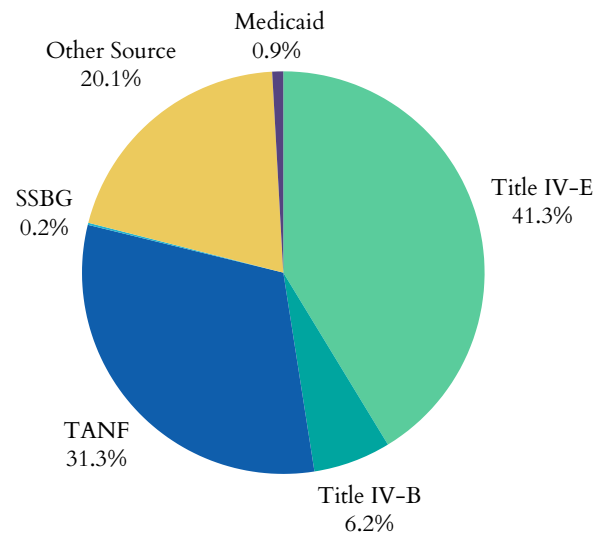
## Medicaid Expansion

Texas is not a Medicaid expansion state.

## Funding for Child Welfare Services

- Texas spent **\$1,886,495,915.24** on child welfare services in 2020.
  - Child welfare services = direct and administrative services
- **\$918,638,695.49** = from the federal government
- **\$948,428,755** = from state and local funds.

## Federal Funding Sources, 2020



The significant funding sectors of the **\$918,638,695.49** in federal funding received in Texas in 2020:

- **\$185,669,653** as part of the Title IV-E Total Foster Care Program.
- **\$167,629,378** as part of the Title IV-E Adoption Assistance Program.
- Texas' sum of expenditures for Social Service Block Grants in 2021 was **\$171,515,177**

