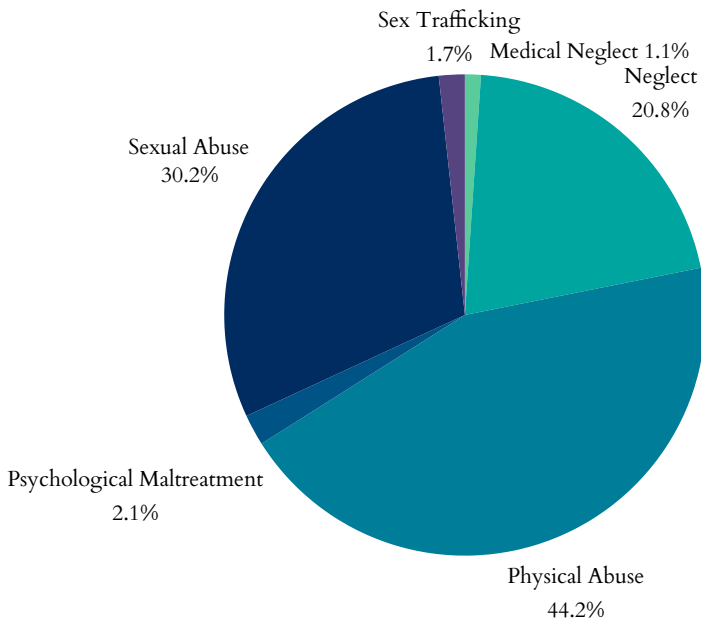


Tennessee's Children

Child Maltreatment

- In 2022, Tennessee had **142,546** total referrals for child abuse and neglect. Of those, **71,046** were screened in for response by CPS.
- **6,924** child victims of abuse or neglect, at a rate of 4.5 children per 1,000 (24.6% decrease since 2018).
- Of the 6,924 children, **3,523** were first-time victims.
- Largest age group of victims = **<1 years**, representing 1,568 of the 6,924 cases.

Types of Maltreatment Victims, 2022

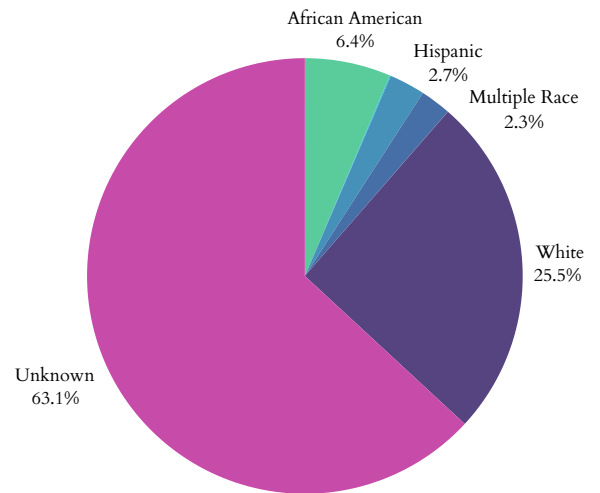


Plans for Safe Care

- In 2022, Tennessee reported **134** infants screened with prenatal substance exposure.
- Tennessee reported **132** plans of safe care for screened-in infants.

Tennessee has a Family First plan approved by the administration.

Child Victims by Race or Ethnicity, 2021



Perpetrators of child maltreatment (2022):

- **54%** = parents of the child.
- **46%** = non-parents or unknown relationship.

Child victims (2022):

- **62%** = female; **38%** = male.

- Child fatalities increased from **32** in 2021 to **34** in 2022.
- Tennessee reported **141** total child victims of sex trafficking.
- Post-response services given to **7,794** victims and **85,404** non-victims.

Age Distribution of Maltreatment Victims, 2022

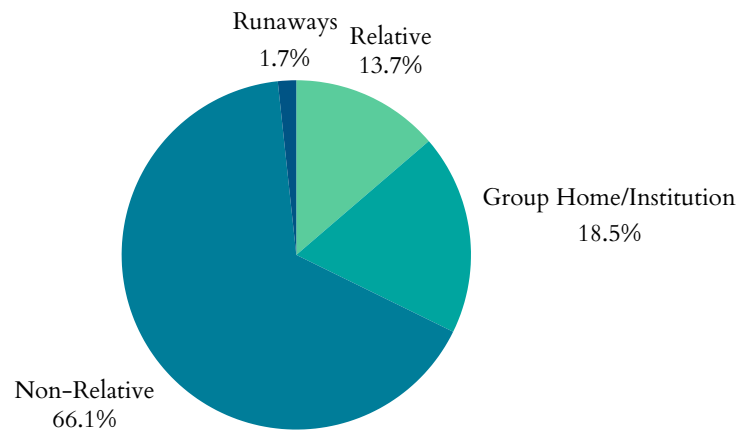


Tennessee's Children

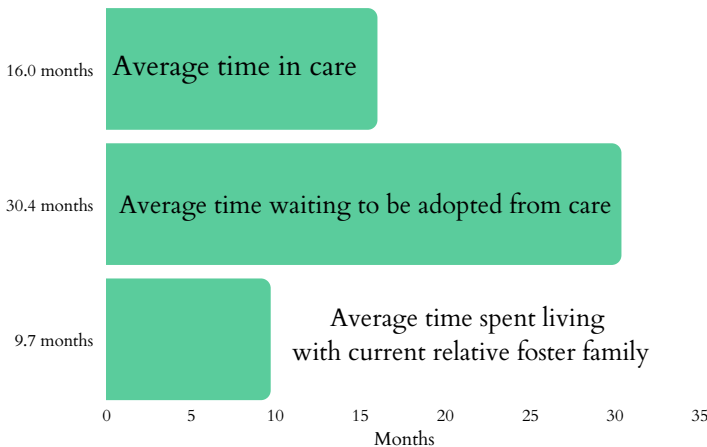
Foster Care and Adoptions

- **14,403** total children were served by the foster care system in FY 2022.
- **9,053** in care as of 09/30/2022.
- During 2022, **5,621** children entered care and **5,350** exited.
- **1,151** children were adopted; **1,935** were waiting to be adopted.
- **1.9%** decrease in the number of children in care between 2021-2022. Adoptions from the system also decreased by **6%** from 2021.

Where are Children in Foster Care Staying? 2021



Duration in Care, 2021



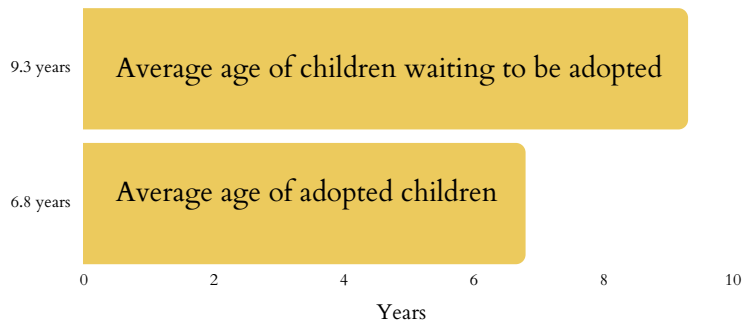
- In 2021, **335** children exited foster care due to age (**20.6%** decrease from 2020).
- **5,253** children were living with non-relatives; **1,090** stayed with a relative.
- **1,475** children were staying in group homes or institutions; **135** children classified as runaways.
- **5%** of households had a grandparent living with a grandchild.

20.6% The decrease since 2020 in children transitioning from foster care to independence.

Juvenile Justice

- **19,687** total arrests for children under 18 in 2019.
- **1,403** for Disorderly Conduct.
- **3,717** for Property Crimes.
- **2,177** for Drug Abuse Violations.
- **300** children lived in juvenile correction facilities in 2021 (decrease from **345** kids in 2019; **13%** decline).

Adoption, 2020



13% The decline since 2019 of children living in juvenile correction facilities.



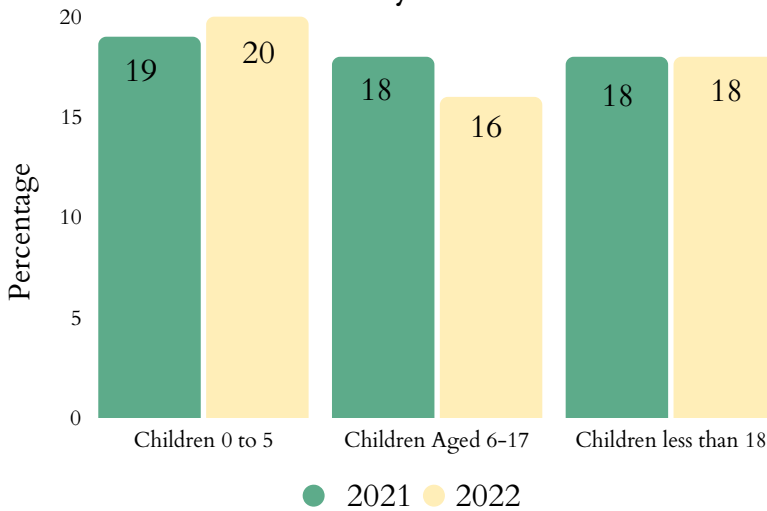
Tennessee's Children

Child Poverty

- **436,000** children lived with parents who lacked secure employment in 2022 (28% of all children).
- **26%** of children lived in households with a high housing cost burden.
- Average number of TANF recipients fell from **29,218** in 2021 to **28,021** in 2022 (4.1% decrease).

- The state spent **\$44,910,112** on WIC in 2022, serving **114,779** people: a 2.3% increase in total participants and 2.6% increase in spending since 2021.
- **800,970** people were food insecure in 2021, including **197,490** children.
- **41.8%** of households receiving SNAP benefits in 2019 had children.

Child Poverty Over Time



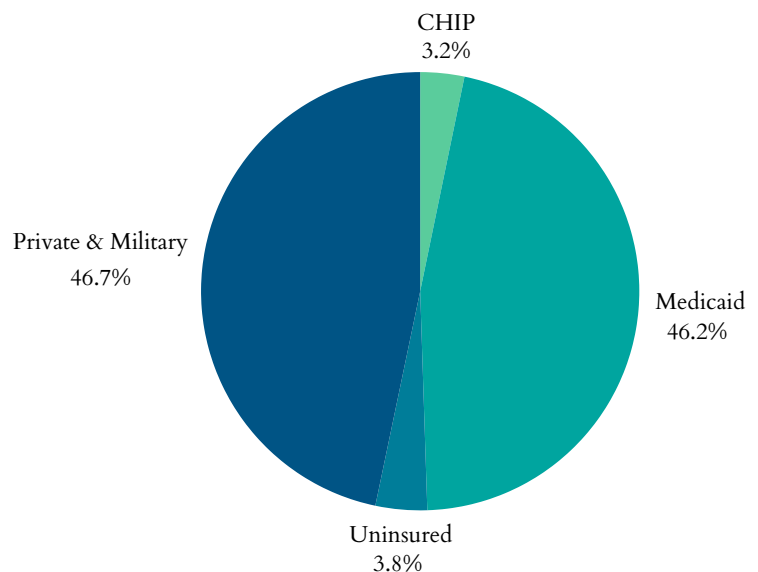
Teens & Youth

- **26,000** youth (16-19yrs) were not in school nor working in 2022 (7%).
- In 2020, there were **10** reports of suicide among children aged 10-14 and **134** reports among ages 15-24.
- **121** children <19yrs were killed by a firearm in Tennessee in 2020.

Health

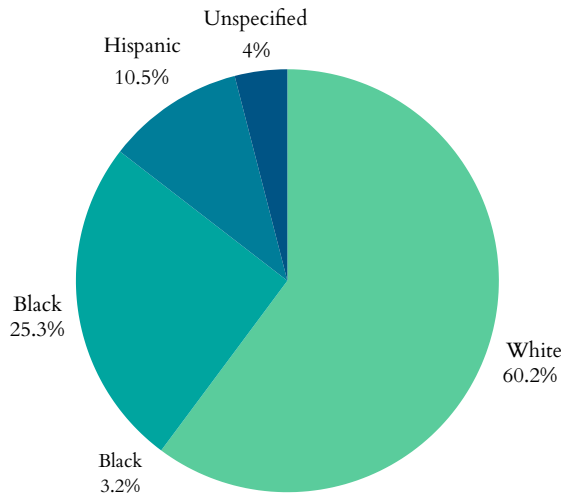
- **86,000** children had no health insurance in 2022 (7.5% increase from 2021).
- **653,000** children were enrolled in Medicaid in 2022 (1.4% decrease from 2021).
- **67,993** children in Tennessee were in the state Children Health Insurance Program (CHIP) in 2021 (3.7% increase from 2020).

Health Insurance Coverage for Children, 2021



Tennessee's Children

Percentage of All Preterm Births by Race or Ethnicity, 2021



- 7,595 low birth-weight babies (<5.5lbs) born in 2021 (9.3% of births).
- 9,218 preterm births (<37wks) in 2021 (11.3% of births).
 - 10.4% of all White babies
 - 15.3% of all Black babies
- 4,613 births to mothers aged 15-19 in 2021 -- a rate of 22 in every 1,000 teen girls.
- 505 infants aged <1yr died in 2021; a rate of 6.2 per 1,000.

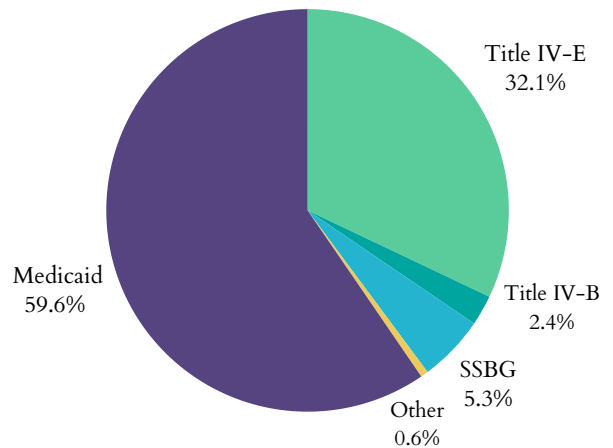
Medicaid Expansion

Tennessee is not a Medicaid expansion state.

Funding for Child Welfare Services

- Tennessee spent \$942,310,444.13 on child welfare services in 2020.
 - Child welfare services = direct and administrative services
- \$421,116,788.23 = from the federal government
- \$511,128,609.32 = from state and local funds.

Federal Funding Sources, 2020



The significant funding sectors of the \$421,116,788.23 in federal funding received in Tennessee in 2020:

- \$44,196,649 as part of the Title IV-E Total Foster Care Program.
- \$65,763,271 as part of the Title IV-E Adoption Assistance Program.
- Tennessee's sum of expenditures for Social Service Block Grants in 2021 was \$35,226,023

