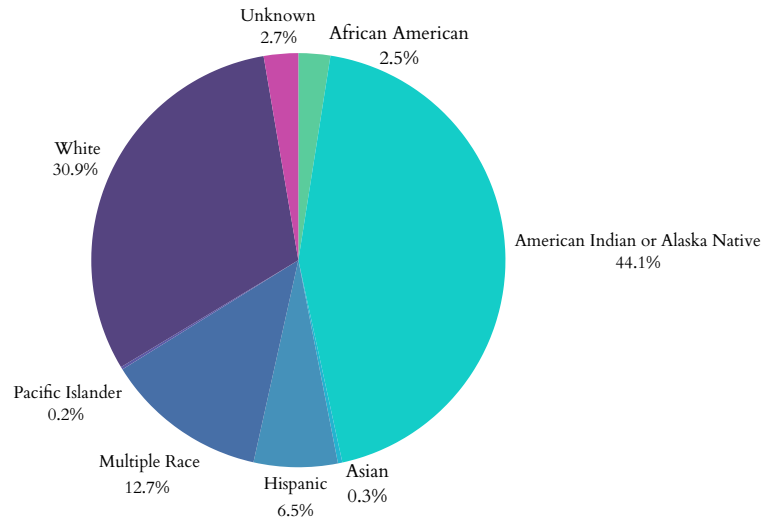


South Dakota's Children

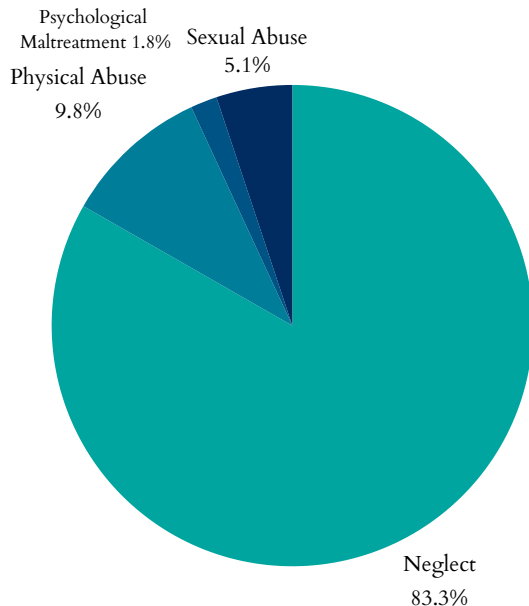
Child Maltreatment

- In 2022, South Dakota had **14,813** total referrals for child abuse and neglect. Of those, **2,496** were screened in for response by CPS.
- **1,451** child victims of abuse or neglect, at a rate of 6.6 children per 1,000 (1.8% increase since 2018).
- Of the 1,451 children, **1,101** were first-time victims.
- Largest age group of victims = **<1 years**, representing 278 of the 1,451 cases.

Child Victims by Race or Ethnicity, 2022



Types of Maltreatment Victims, 2022



Plans for Safe Care

- In 2022, South Dakota reported **37** infants screened with prenatal substance exposure.
- South Dakota reported **12** plans of safe care for screened-in infants.

South Dakota does not have a Family First plan approved by the administration.

Perpetrators of child maltreatment (2022):

- **82%** = parents of the child.
- **18%** = non-parents or unknown relationship.

Child victims (2022):

- **54%** = female; **46%** = male.

- Child fatalities decreased from **9** in 2021 to **13** in 2022.
- South Dakota reported **zero** total child victims of sex trafficking.
- Post-response services given to **742** victims and **246** non-victims.

Age Distribution of Maltreatment Victims, 2022

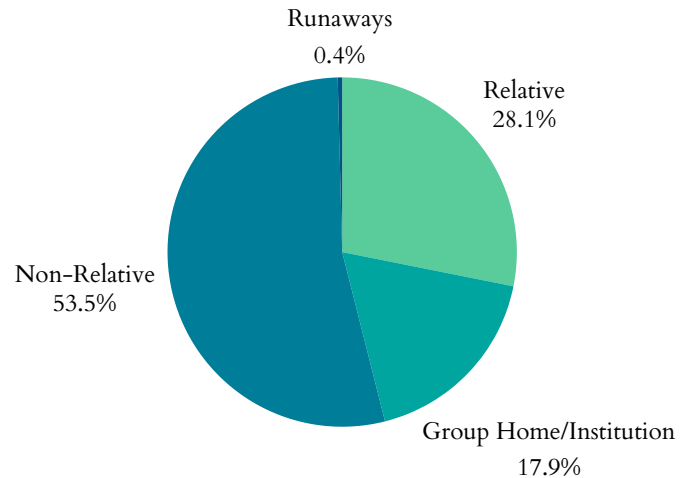


South Dakota's Children

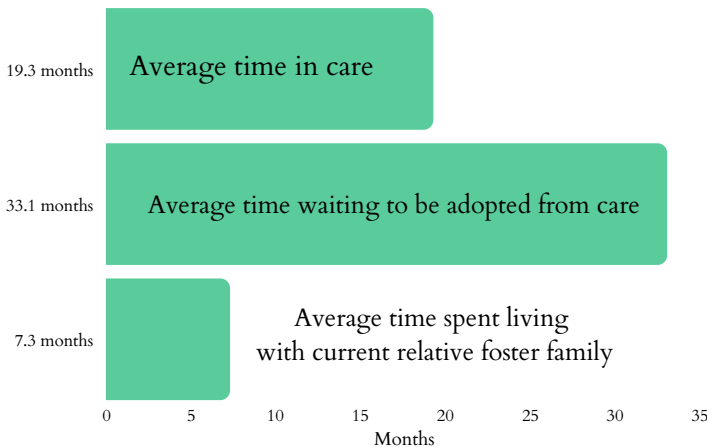
Foster Care and Adoptions

- **2,553** total children were served by the foster care system in FY 2022.
- **1,615** in care as of 09/30/2022.
- During 2022, **947** children entered care and **938** exited.
- **247** children were adopted; **503** were waiting to be adopted.
- **1.9%** decrease in the number of children in care between 2021-2022. Adoptions from the system increased by **11.3%** from 2021.

Where are Children in Foster Care Staying? 2021



Duration in Care, 2021



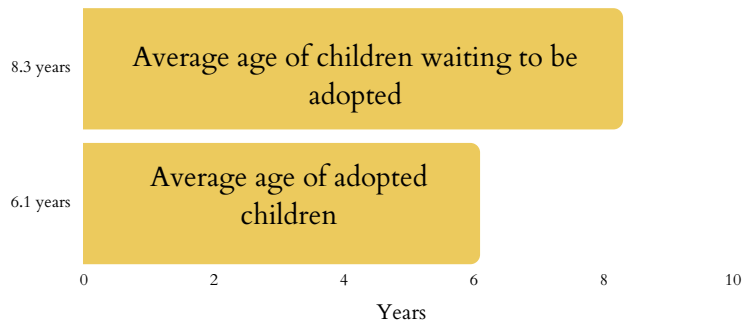
- In 2021, **69** children exited foster care due to age (**10.4%** decrease from 2020).
- **780** children were living with non-relatives; **410** stayed with a relative.
- **261** children were staying in group homes or institutions; **6** children classified as runaways.
- **4%** of households had a grandparent living with a grandchild.

10.4% The decrease since 2020 in children transitioning from foster care to independence.

Juvenile Justice

- **4,791** total arrests for children under 18 in 2019.
- **476** for Disorderly Conduct.
- **547** for Property Crimes.
- **754** for Drug Abuse Violations.
- **99** children lived in juvenile correction facilities in 2021 (decrease from **171** kids in 2019; **42%** decline).

Adoption, 2020



42% The decline since 2019 of children living in juvenile correction facilities.



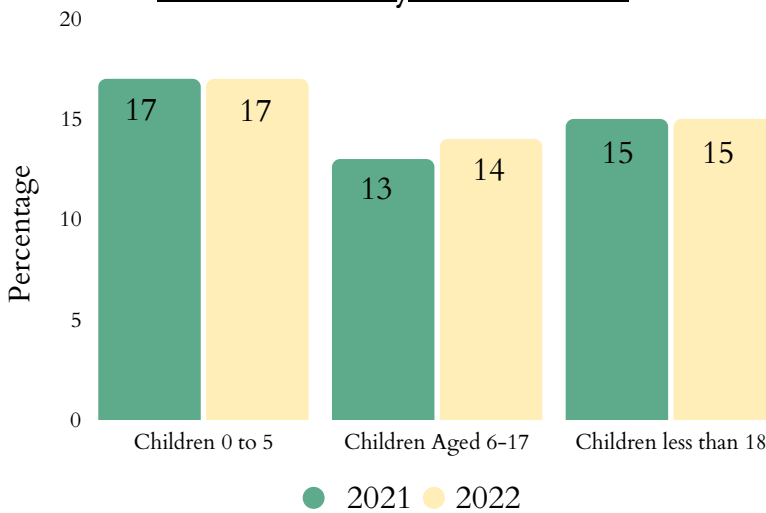
South Dakota's Children

Child Poverty

- **48,000** children lived with parents who lacked secure employment in 2022 (22% of all children).
- **20%** of children lived in households with a high housing cost burden.
- Average number of TANF recipients fell from **5,096** in 2021 to **4,552** in 2022 (10.6% decrease).

- The state spent **\$8,484,439** on WIC in 2022, serving **13,728** people: a 5.2% decrease in total participants and 3.2% increase in spending since 2021.
- **72,900** people were food insecure in 2021, including **24,750** children.
- **45.8%** of households receiving SNAP benefits in 2019 had children.

Child Poverty Over Time



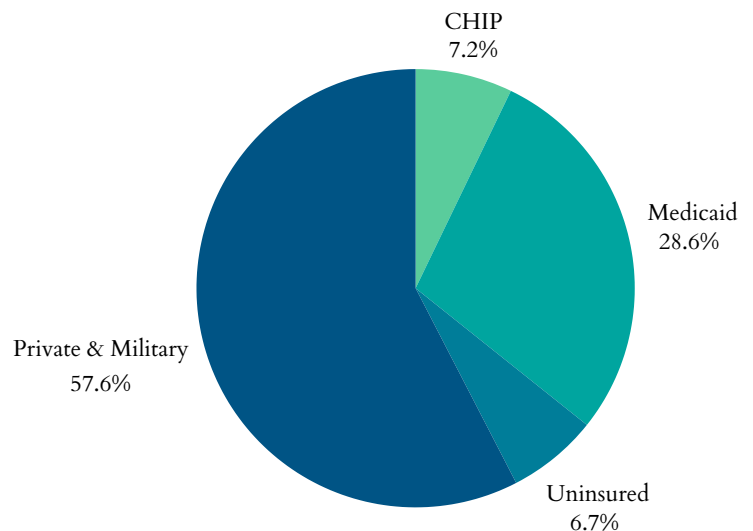
Teens & Youth

- **2,000** youth (16-19yrs) were not in school nor working in 2022 (4%).
- In 2020, there were **zero** reports of suicide among children aged 10-14 and **35** reports among ages 15-24.
- **10** children <19yrs were killed by a firearm in South Dakota in 2020.

Health

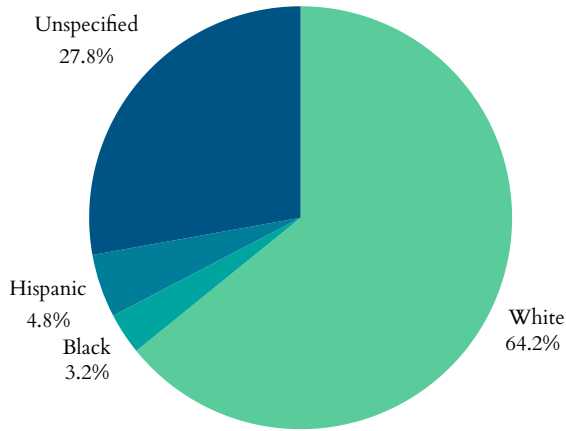
- **14,000** children had no health insurance in 2022 (22.2% decrease from 2021).
- **67,000** children were enrolled in Medicaid in 2022 (2.9% decrease from 2021).
- **10,176** children in South Dakota were in the state Children Health Insurance Program (CHIP) in 2021 (91.6% increase from 2020).

Health Insurance Coverage for Children, 2021



South Dakota's Children

Percentage of All Preterm Births by Race or Ethnicity, 2021



- 810 low birth-weight babies (<5.5lbs) born in 2021 (7.1% of births).
- 1,197 preterm births (<37wks) in 2021 (10.5% of births).
 - 9.5% of all White babies
 - 9.9% of all Black babies
- 501 births to mothers aged 15-19 in 2021 -- a rate of 17 in every 1,000 teen girls.
- 69 infants aged <1yr died in 2021; a rate of 6.1 per 1,000.

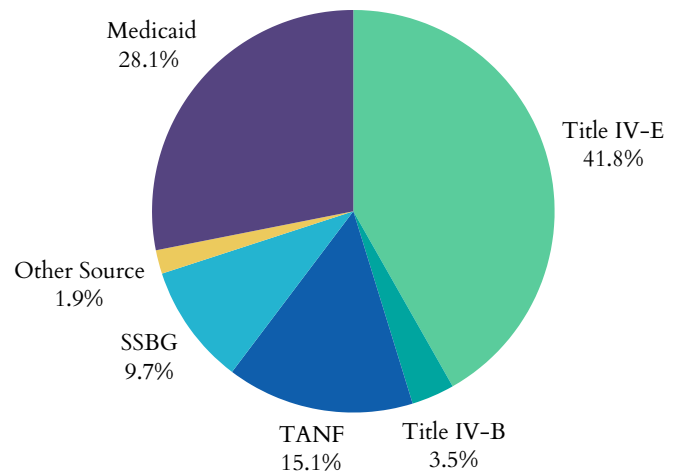
Medicaid Expansion

South Dakota has been a Medicaid expansion state since 07/01/2023.

Funding for Child Welfare Services

- South Dakota spent \$76,297,222 on child welfare services in 2020.
 - Child welfare services = direct and administrative services
- \$34,948,721 = from the federal government
- \$40,183,724 = from state and local funds.

Federal Funding Sources, 2020



The significant funding sectors of the \$34,948,721 in federal funding received in South Dakota in 2020:

- \$7,103,167 as part of the Title IV-E Total Foster Care Program.
- \$6,448,013 as part of the Title IV-E Adoption Assistance Program.
- South Dakota's sum of expenditures for Social Service Block Grants in 2021 was \$6,410,035

