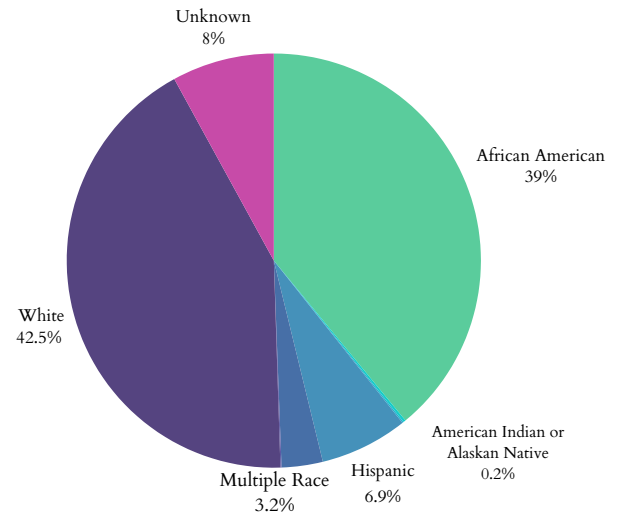


South Carolina's Children

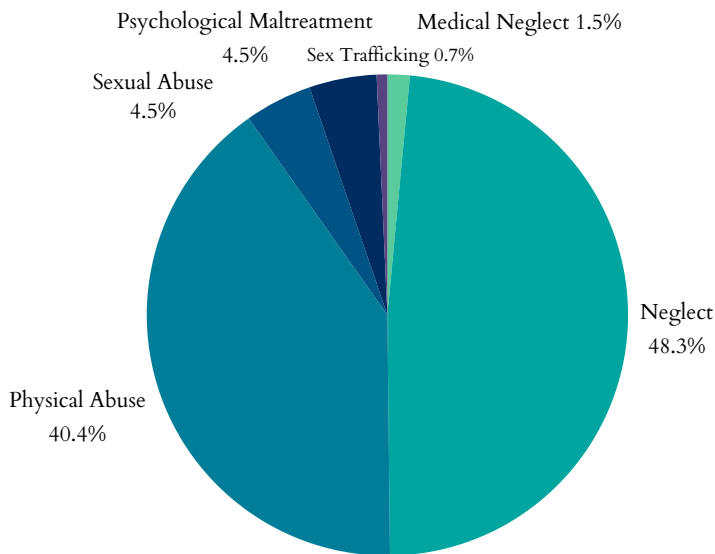
Child Maltreatment

- In 2022, South Carolina had **67,337** total referrals for child abuse and neglect. Of those, **36,620** were screened in for response by CPS.
- **14,572** child victims of abuse or neglect, at a rate of 13 children per 1,000 (23.8% decrease since 2018).
- Of the 14,572 children, **10,293** were first-time victims.
- Largest age group of victims = **<1 years**, representing 2,107 of the 14,572 cases.

Child Victims by Race or Ethnicity, 2022



Types of Maltreatment Victims, 2022



Perpetrators of child maltreatment (2022):

- **85%** = parents of the child.
- **15%** = non-parents or unknown relationship.

Child victims (2022):

- **51%** = female; **49%** = male.

- Child fatalities decreased from **41** in 2021 to **38** in 2022.
- South Carolina reported **123** total child victims of sex trafficking.
- Post-response services given to **5,206** victims and **7,932** non-victims.

Plans for Safe Care

- In 2022, South Carolina reported **534** infants screened with prenatal substance exposure.
- South Carolina reported **0** plans of safe care for screened-in infants.

South Carolina has a Family First plan approved by the administration.

Age Distribution of Maltreatment Victims, 2022



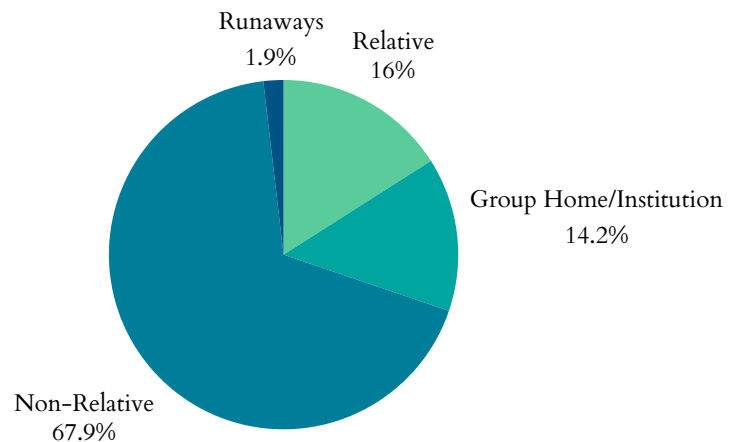
Published April 2024

South Carolina's Children

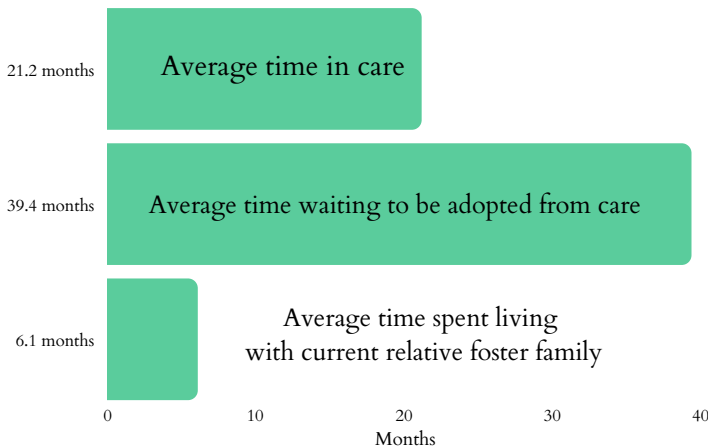
Foster Care and Adoptions

- **6,735** total children were served by the foster care system in FY 2022.
- **3,793** in care as of 09/30/2022.
- During 2022, **2,868** children entered care and **2,942** exited.
- **501** children were adopted; **1,513** were waiting to be adopted.
- **3.8%** decrease in the number of children in care between 2021-2022. Adoptions from the system increased by **9.2%** from 2021.

Where are Children in Foster Care Staying? 2021



Duration in Care, 2021



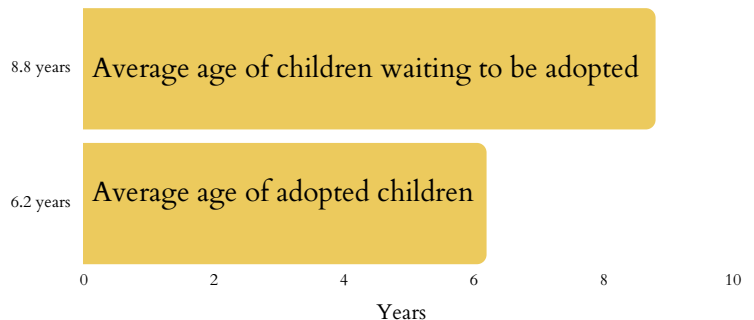
- In 2021, **256** children exited foster care due to age (**6.2%** decrease from 2020).
- **2,525** children were living with non-relatives; **594** stayed with a relative.
- **529** children were staying in group homes or institutions; **69** children classified as runaways.
- **3%** of households had a grandparent living with a grandchild.

6.2% The decrease since 2020 in children transitioning from foster care to independence.

Juvenile Justice

- **9,403** total arrests for children under 18 in 2019.
- **865** for Disorderly Conduct.
- **1,918** for Property Crimes.
- **1,375** for Drug Abuse Violations.
- **414** children lived in juvenile correction facilities in 2021 (decrease from **633** kids in 2019; **34.6%** decline).

Adoption, 2020



34.6% The decline since 2019 of children living in juvenile correction facilities.



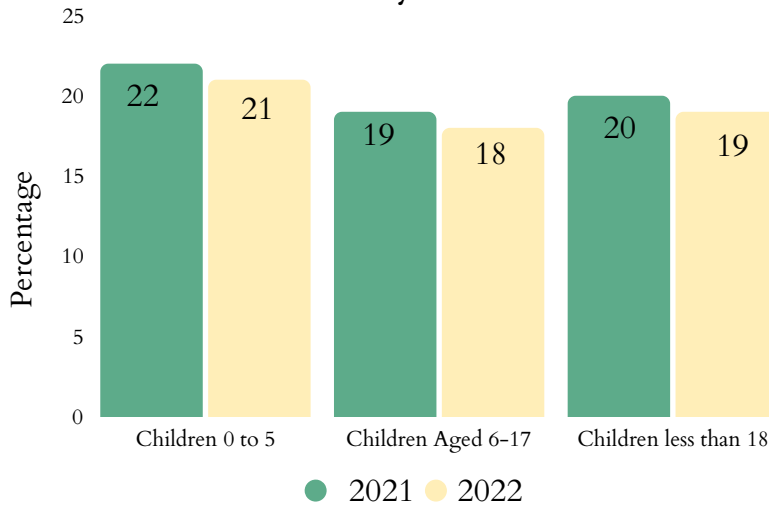
South Carolina's Children

Child Poverty

- 315,000 children lived with parents who lacked secure employment in 2022 (28% of all children).
- 26% of children lived in households with a high housing cost burden.
- Average number of TANF recipients fell from 16,672 in 2021 to 14,860 in 2022 (10.8% decrease).

- The state spent \$26,051,393 on WIC in 2022, serving 86,233 people: a 0.6% decrease in total participants and 1.8% increase in spending since 2021.
- 515,350 people were food insecure in 2021, including 141,110 children.
- 48.3% of households receiving SNAP benefits in 2019 had children.

Child Poverty Over Time



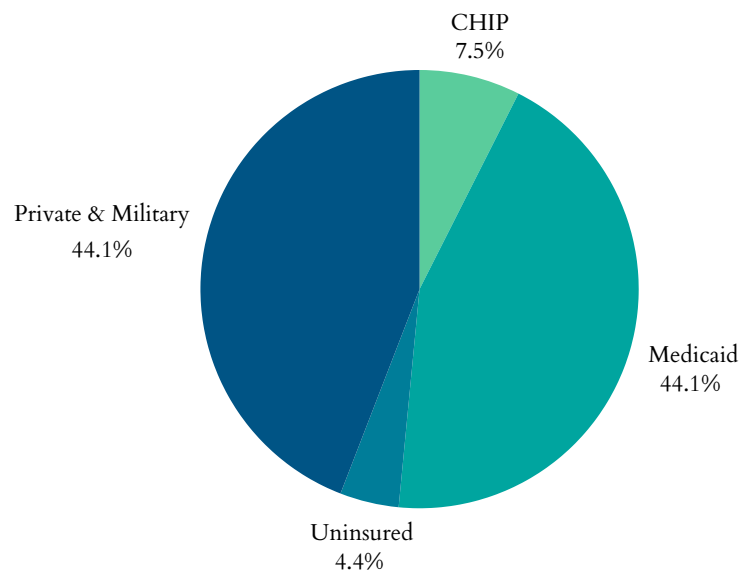
Health

- 56,000 children had no health insurance in 2022 (11% decrease from 2021).
- 523,000 children were enrolled in Medicaid in 2022 (2.2% decrease from 2021).
- 107,501 children in South Carolina were in the state Children Health Insurance Program (CHIP) in 2021 (157.5% increase from 2020).

Teens & Youth

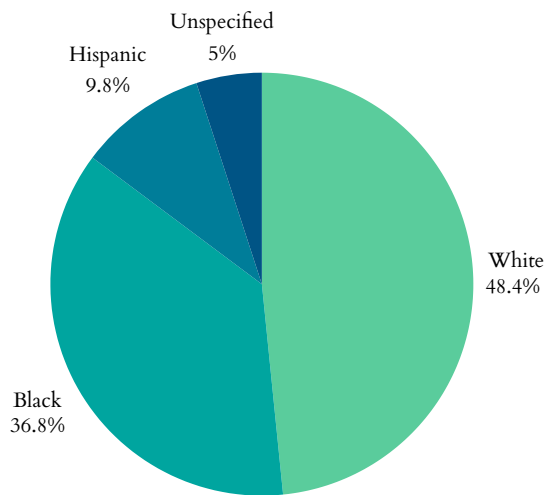
- 25,000 youth (16-19yrs) were not in school nor working in 2022 (9%).
- In 2020, there were zero reports of suicide among children aged 10-14 and 135 reports among ages 15-24.
- 127 children <19yrs were killed by a firearm in South Carolina in 2020.

Health Insurance Coverage for Children, 2021



South Carolina's Children

Percentage of All Preterm Births by Race or Ethnicity, 2021



- 5,723 low birth-weight babies (<5.5lbs) born in 2021 (10% of births).
- 6,903 preterm births (<37wks) in 2021 (12% of births).
 - 10.5% of all White babies
 - 15.9% of all Black babies
- 2,953 births to mothers aged 15-19 in 2021 – a rate of 18 in every 1,000 teen girls.
- 421 infants aged <1yr died in 2021; a rate of 7.4 per 1,000.

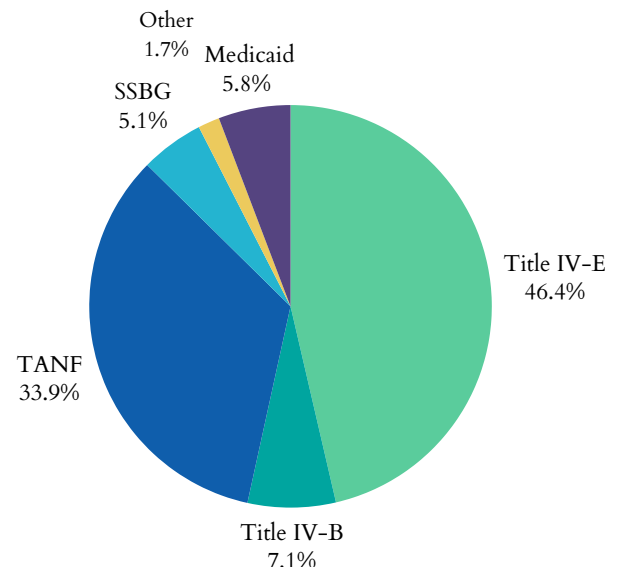
Medicaid Expansion

South Carolina is not a Medicaid expansion state.

Funding for Child Welfare Services

- South Carolina spent \$272,643,128.96 on child welfare services in 2020.
 - Child welfare services = direct and administrative services
- \$159,785,995.01 = from the federal government
- \$102,665,504.38 = from state and local funds.

Federal Funding Sources, 2020



The significant funding sectors of the \$159,785,995.01 in federal funding received in South Carolina in 2020:

- \$48,702,333 as part of the Title IV-E Total Foster Care Program.
- \$24,334,523 as part of the Title IV-E Adoption Assistance Program.
- South Carolina's sum of expenditures for Social Service Block Grants in 2021 was \$24,772,716

