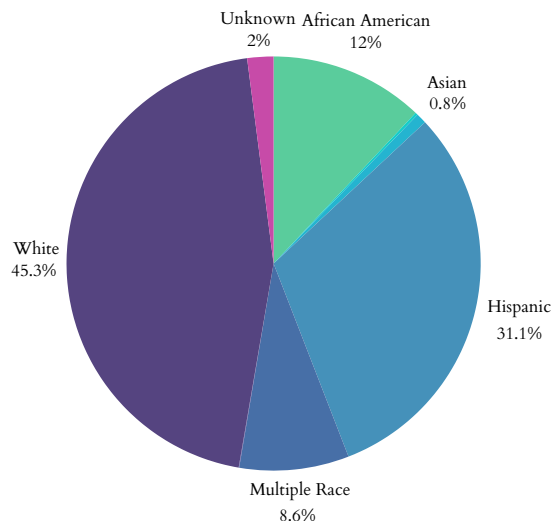


Rhode Island's Children

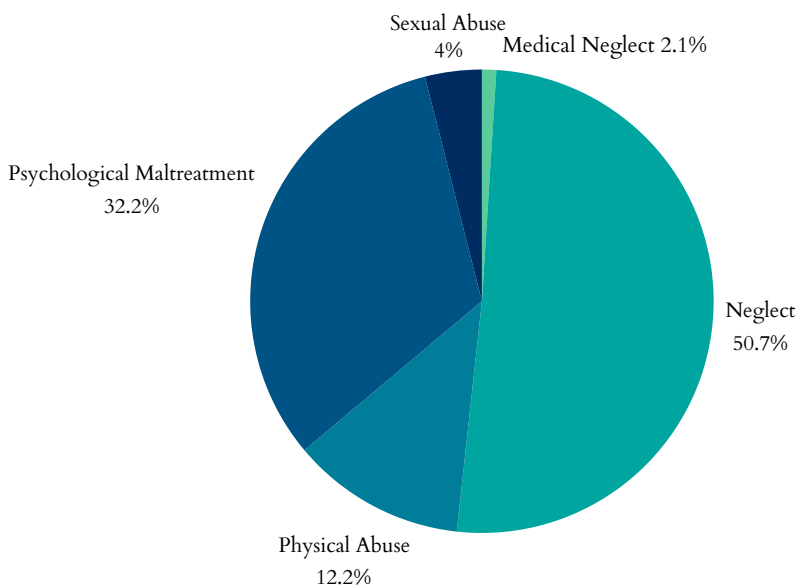
Child Maltreatment

- In 2022, Rhode Island had **13,126** total referrals for child abuse and neglect. Of those, **4,597** were screened in for response by CPS.
- **2,444** child victims of abuse or neglect, at a rate of 12 children per 1,000 (32.9% decrease since 2018).
- Of the 2,444 children, **1,647** were first-time victims.
- Largest age group of victims = **<1 years**, representing 327 of the 2,444 cases.

Child Victims by Race or Ethnicity, 2022



Types of Maltreatment Victims, 2022



Perpetrators of child maltreatment (2022):

- **79%** = parents of the child.
- **21%** = non-parents or unknown relationship.

Child victims (2022):

- **51%** = female; **49%** = male.

- Child fatalities stayed the same at **2** in 2021 and **2** in 2022.
- Rhode Island had no reports of child victims of sex trafficking.
- Post-response services given to **1,023** victims and **539** non-victims.

Plans for Safe Care

- In 2022, Rhode Island reported **70** infants screened with prenatal substance exposure.
- Rhode Island reported **0** plans of safe care for screened-in infants.

Rhode Island has a Family First plan approved by the administration.

Age Distribution of Maltreatment Victims, 2022



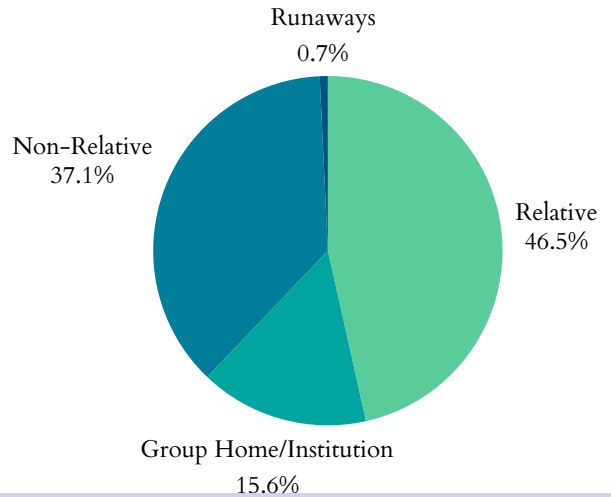
Published April 2024

Rhode Island's Children

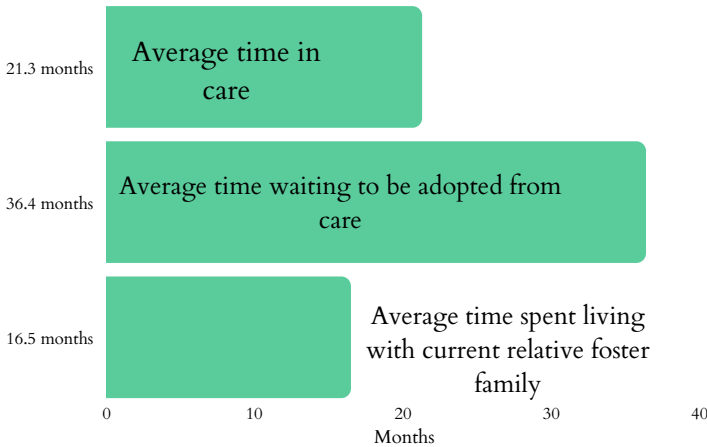
Foster Care and Adoptions

- **2,608** total children were served by the foster care system in FY 2022.
- **1,723** in care as of 09/30/2022.
- During 2022, **812** children entered care and **885** exited.
- **252** children were adopted; **241** were waiting to be adopted.
- **5.5%** decrease in the number of children in care between 2021-2022. Adoptions from the system increased by **9.1%** from 2021.

Where are Children in Foster Care Staying? 2021



Duration in Care, 2021



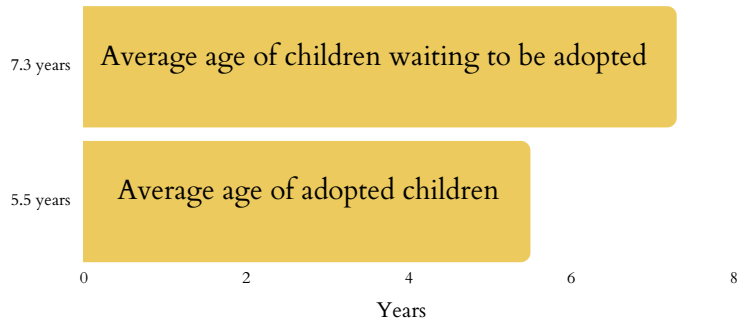
- In 2021, **107** children exited foster care due to age (**28.2%** decrease from 2020).
- **546** children were living with non-relatives; **684** stayed with a relative.
- **230** children were staying in group homes or institutions; **11** children classified as runaways.
- **3%** of households had a grandparent living with a grandchild.

28.2% The decrease since 2020 in children transitioning from foster care to independence.

Juvenile Justice

- **2,176** total arrests for children under 18 in 2019.
- **511** for Disorderly Conduct.
- **340** for Property Crimes.
- **112** for Drug Abuse Violations.
- **72** children lived in juvenile correction facilities in 2021 (decrease from **108** kids in 2019; **33%** decline).

Adoption, 2020



33% The decline since 2019 of children living in juvenile correction facilities.



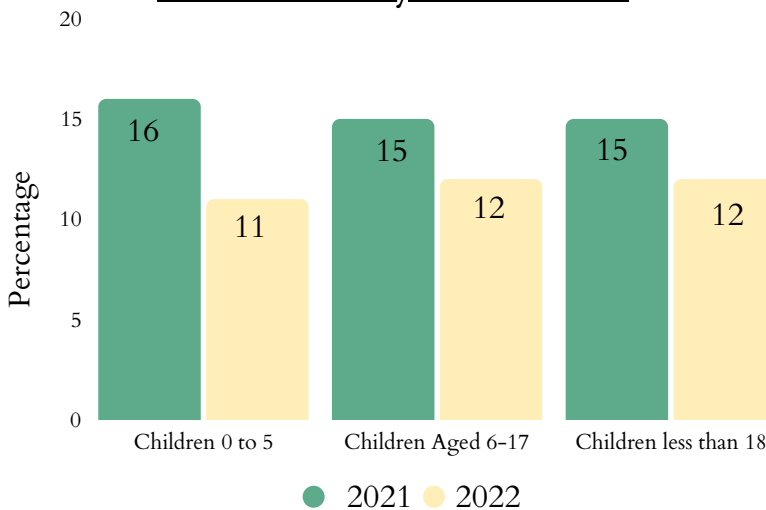
Rhode Island's Children

Child Poverty

- 44,000 children lived with parents who lacked secure employment in 2022 (22% of all children).
- 29% of children lived in households with a high housing cost burden.
- Average number of TANF recipients rose from 5,466 in 2021 to 7,316 in 2022 (33.8% increase).

- The state spent \$6,477,695 on WIC in 2022, serving 16,189 people: a 2.1% decrease in total participants and 1.7% increase in spending since 2021.
- 102,130 people were food insecure in 2021, including 26,860 children.
- 30.3% of households receiving SNAP benefits in 2019 had children.

Child Poverty Over Time



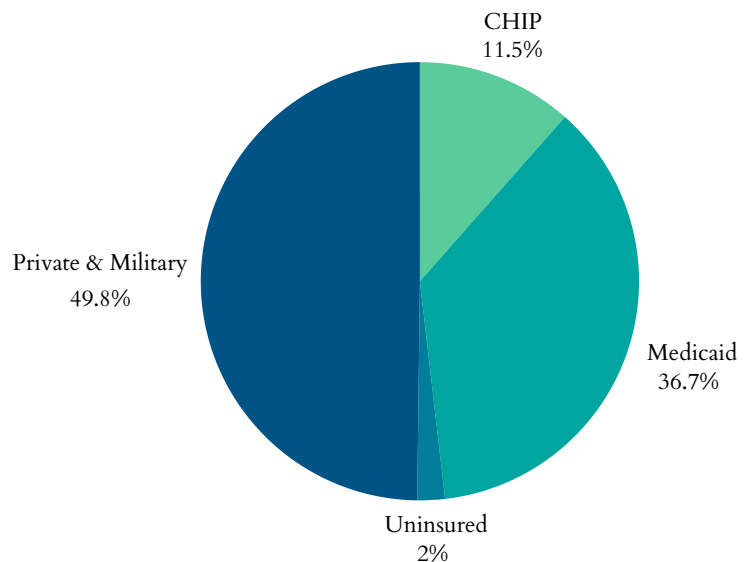
Teens & Youth

- 2,000 youth (16-19yrs) were not in school nor working in 2022 (3%).
- In 2020, there were zero reports of suicide among children aged 10-14 and zero reports among ages 15-24.
- 0 children <19yrs were killed by a firearm in Rhode Island in 2020.

Health

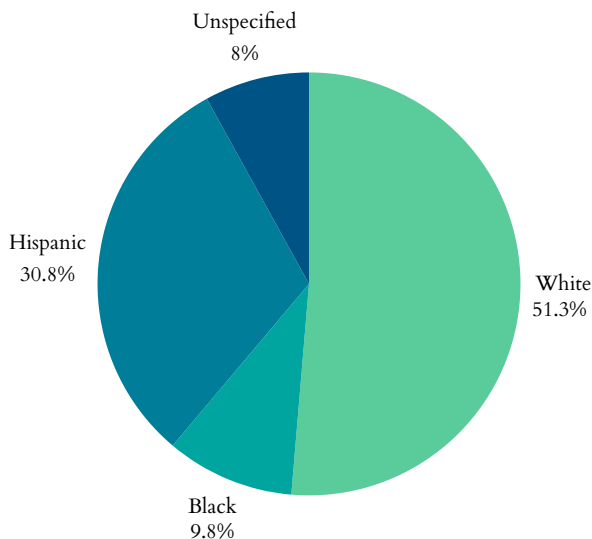
- 5,000 children had no health insurance in 2022 (16.7% decrease from 2021).
- 108,175 children were enrolled in Medicaid in 2021 (1.1% decrease from 2020).
- 33,974 children in Rhode Island were in the state Children Health Insurance Program (CHIP) in 2021 (4.5% increase from 2020).

Health Insurance Coverage for Children, 2021



Rhode Island's Children

Percentage of All Preterm Births by Race or Ethnicity, 2021



- 828 low birth-weight babies (<5.5lbs) born in 2021 (7.9% of births).
- 1,009 preterm births (<37wks) in 2021 (9.7% of births).
 - 8.82% of all White babies
 - 11.80% of all Black babies
- 286 births to mothers aged 15-19 in 2021 -- a rate of 8 in every 1,000 teen girls.
- 46 infants aged <1yr died in 2021; a rate of 4.4 per 1,000.

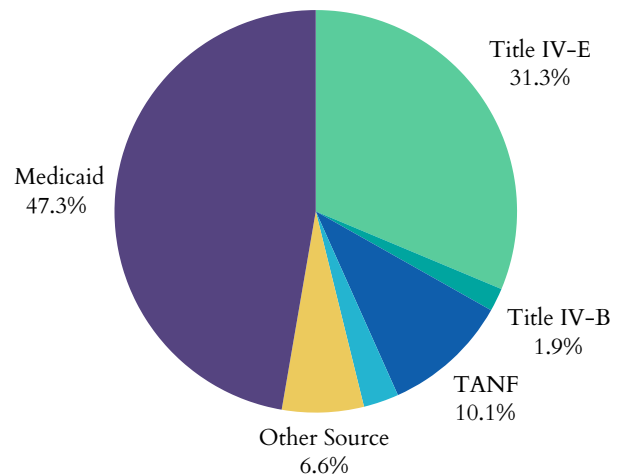
Medicaid Expansion

Rhode Island has been a Medicaid expansion state since 01/01/2014.

Funding for Child Welfare Services

- Rhode Island spent \$232,456,094.90 on child welfare services in 2020.
 - Child welfare services = direct and administrative services
- \$78,535,559.34 = from the federal government
- \$152,052,335.35 = from state and local funds.

Federal Funding Sources, 2020



The significant funding sectors of the \$78,535,559.34 in federal funding received in Rhode Island in 2020:

- \$14,285,330 as part of the Title IV-E Total Foster Care Program.
- \$8,900,892 as part of the Title IV-E Adoption Assistance Program.
- Rhode Island's sum of expenditures for Social Service Block Grants in 2021 was \$11,430,762

