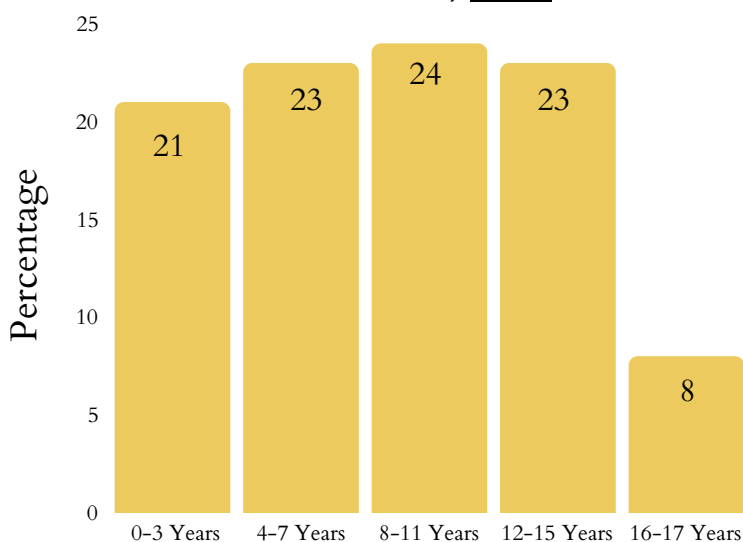


# Puerto Rico's Children

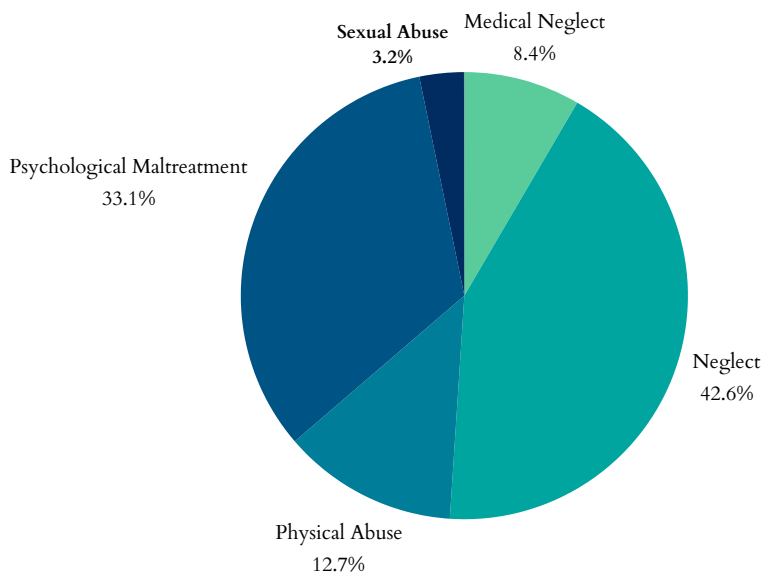
## Child Maltreatment

- In 2022, Puerto Rico had **13,973** total referrals for child abuse and neglect. Of those, **7,701** were screened in for response by CPS.
- **4,320** child victims of abuse or neglect, at a rate of 8.3 children per 1,000 (1.4% decrease since 2018).
- Of the 4,320 children, **3,941** were first-time victims.
- Largest age group of victims = **6 years**, representing 283 of the 4,320 cases.

## Age Distribution of Maltreatment Victims, 2022



## Types of Maltreatment Victims, 2022



### Perpetrators of child maltreatment (2022):

- **77%** = parents of the child.
- **23%** = non-parents or unknown relationship.

### Child victims (2022):

- **52%** = female; **48%** = male.

- Child fatalities decreased from **7** in 2021 to **4** in 2022.
- Puerto Rico reported **2** total child victims of sex trafficking.
- Post-response services given to **4,310** victims and **2,976** non-victims.

## Plans for Safe Care

- In 2022, Puerto Rico reported **10** infants screened with prenatal substance exposure.
- Puerto Rico reported **10** plans of safe care for screened-in infants.

Puerto Rico has a Family First plan submitted, but not yet approved by the administration.

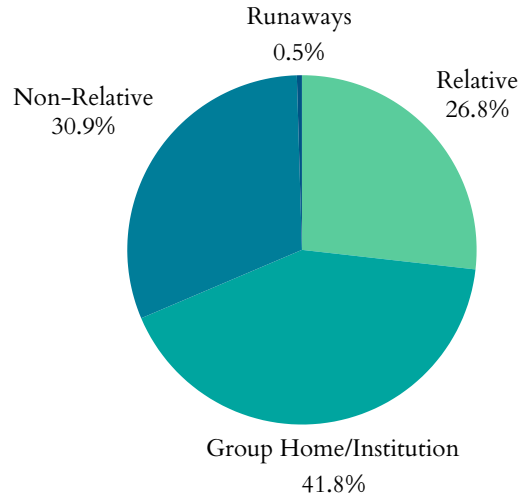


# Puerto Rico's Children

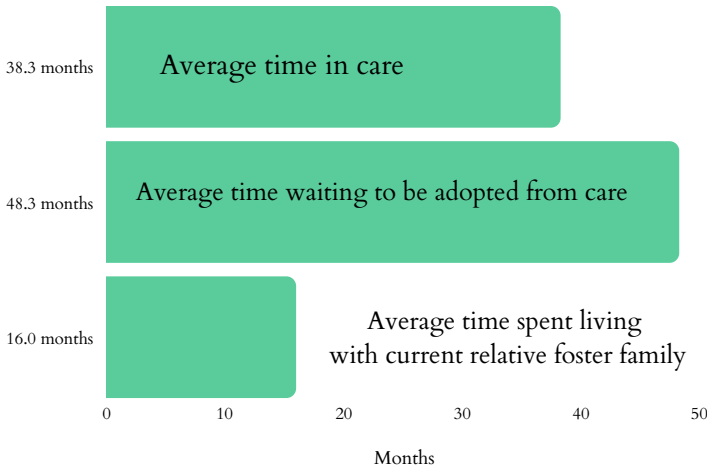
## Foster Care and Adoptions

- **2,540** total children were served by the foster care system in FY 2022.
- **2,136** in care as of 09/30/2022.
- During 2022, **621** children entered care and **404** exited.
- **86** children were adopted; **396** were waiting to be adopted.
- **0.05%** increase in the number of children in care between 2021-2022. Adoptions from the system decreased by **33.3%** from 2021.

### Where are Children in Foster Care Staying? 2021



### Duration in Care, 2021

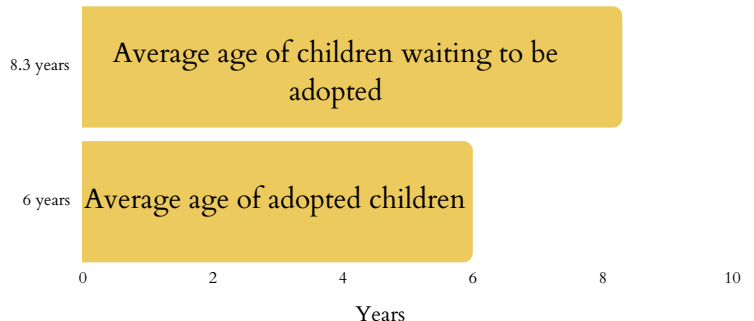


- In 2021, **2** children exited foster care due to age (**50%** decrease from 2020).
- **597** children were living with non-relatives; **517** stayed with a relative.
- **807** children were staying in group homes or institutions; **9** children classified as runaways.
- **3%** of households had a grandparent living with a grandchild.

**50%**

The decrease since 2020 in children transitioning from foster care to independence.

### Adoption, 2020



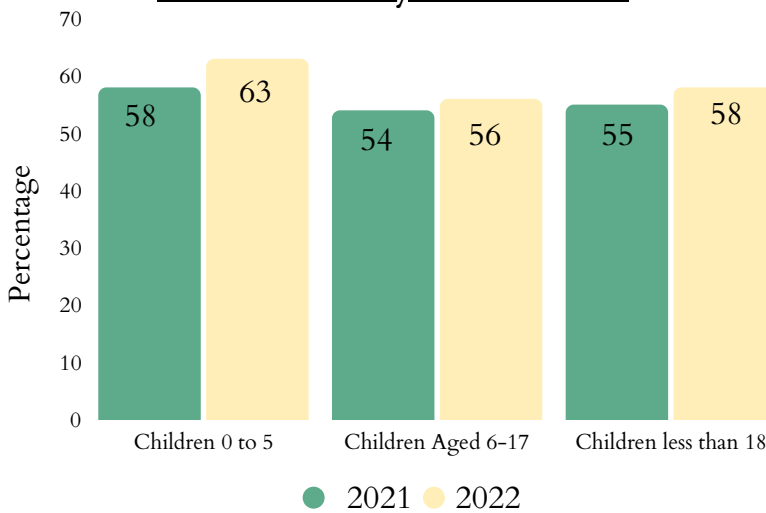
# Puerto Rico's Children

## Child Poverty

- **256,000** children lived with parents who lacked secure employment in 2022 (49% of all children).
- **29%** of children lived in households with a high housing cost burden.
- Average number of TANF recipients fell from **12,000** in 2021 to **9,844** in 2022 (17.97% decrease).

- Puerto Rico spent **\$36,048,890** on WIC in 2022, serving **91,961** people: a 7.15% decrease in total participants and 7.5% increase in spending since 2021.
- **41.8%** of households receiving SNAP benefits in 2018 had children.
- **328,000** children lived in families that received public assistance in 2022 (63% of all children).

### Child Poverty Over Time



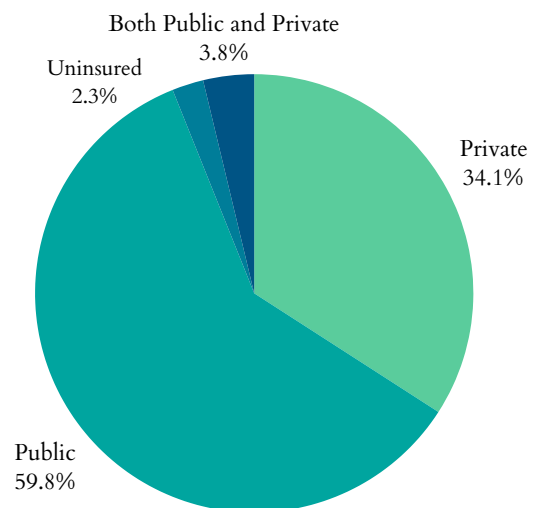
## Teens & Youth

- **21,000** youth (16-19yrs) were not in school nor working in 2022 (13%).
- In 2019, **12%** of children in Puerto Rico grades 9th through 12th seriously considered suicide.
- **58** children <19yrs were killed by a firearm in Puerto Rico in 2020.

## Health

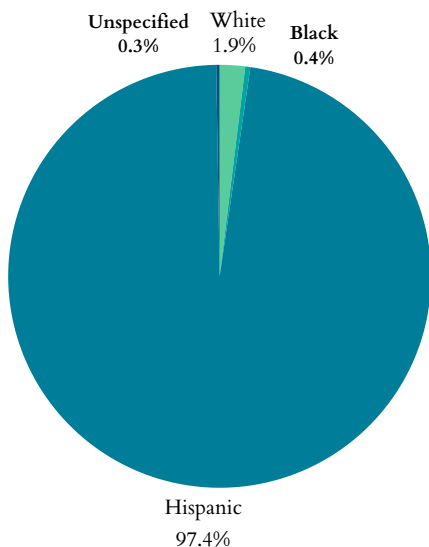
- **13,000** children had no health insurance in 2022 (18.75% decrease from 2021).
- **335,000** children were enrolled in public health insurance in 2022 (3.7% decrease from 2021).
- **21,000** children in Puerto Rico had both public and private health insurance in 2022 (5% increase from 2021).

### Health Insurance Coverage for Children, 2022



# Puerto Rico's Children

## Percentage of All Preterm Births by Race or Ethnicity, 2021



## Funding for Child Welfare Services

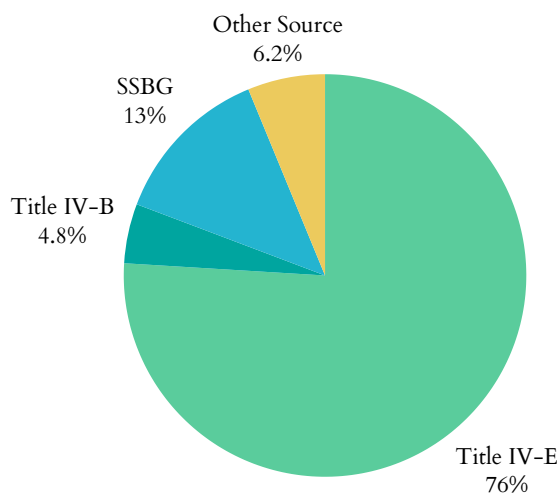
- Puerto Rico spent **\$200,118,344.75** on child welfare services in 2020.
  - Child welfare services = direct and administrative services
- **\$111,103,505.11** = from the federal government
- **\$89,014,839.64** = from state and local funds.

- **2,030** low birth-weight babies (<5.5lbs) born in 2021 (10.5% of births).
- **2,322** preterm births (<37wks) in 2021 (12% of births).
  - 12% of all White babies
  - 19.2% of all Black babies
- **1,265** births to mothers aged 15-19 in 2021 -- a rate of 13 in every 1,000 teen girls.
- **132** infants aged <1yr died in 2021 -- a rate of 6.8 in every 1,000 infants.

## Medicaid Expansion

Puerto Rico has been a Medicaid expansion territory since 2016.

## Federal Funding Sources, 2020



The significant funding sectors of the **\$111,103,505.11** in federal funding received in Puerto Rico in 2020:

- **\$81,080,568** as part of the Title IV-E Total Foster Care Program.
- **\$2,127,824** as part of the Title IV-E Adoption Assistance Program.
- Puerto Rico's sum of expenditures for Social Service Block Grants in 2021 was **\$15,448,147**

