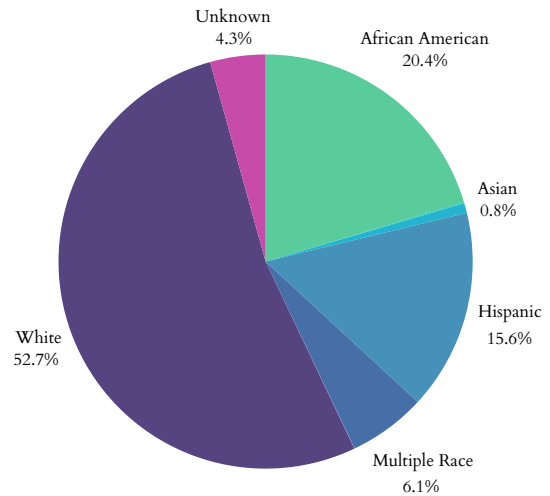


Pennsylvania's Children

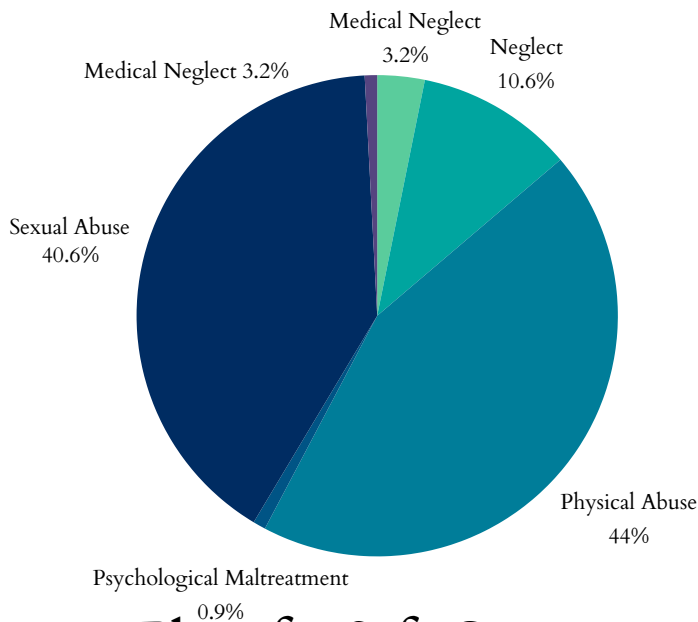
Child Maltreatment

- In 2022, Pennsylvania had **39,775** total referrals for child abuse and neglect. Of those, **39,775** were screened in for response by CPS.
- **5,005** child victims of abuse or neglect, at a rate of 1.9 children per 1,000 (6.6% increase since 2018).
- Of the 5,005 children, **4,724** were first-time victims.
- Largest age group of victims **15 years**, representing 441 of the 5,005 cases.

Child Victims by Race or Ethnicity, 2022



Types of Maltreatment Victims, 2022



Plans for Safe Care

- In 2022, Pennsylvania had no reports of infants screened with prenatal substance exposure.
- Pennsylvania had no reports of plans for safe care of screened-in infants.

Pennsylvania has a Family First plan approved by the administration that was implemented in October 2021.

Perpetrators of child maltreatment (2022):

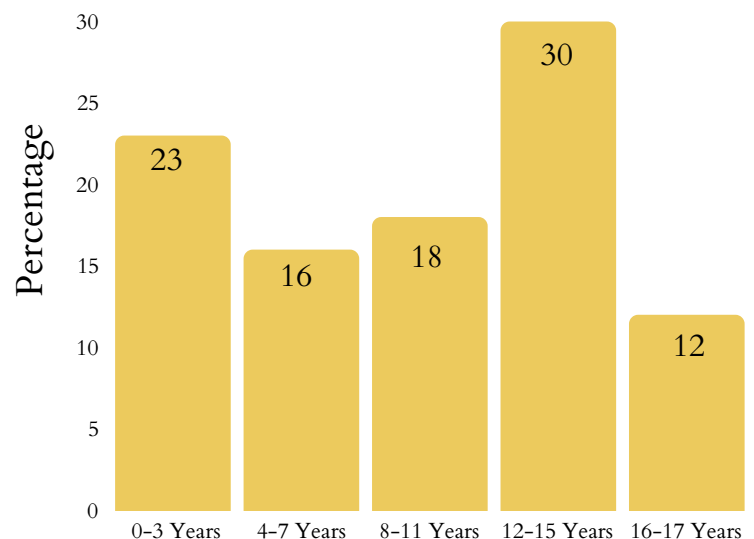
- **55%** = parents of the child.
- 45% = non-parents or unknown relationship.

Child victims (2022):

- **64%** = female; **36%** = male.

- Child fatalities increased from **65** in 2021 to **80** in 2022.
- Pennsylvania reported **44** total child victims of sex trafficking.
- Post-response services given to **1,119** victims and **2,086** non-victims.

Age Distribution of Maltreatment Victims, 2022

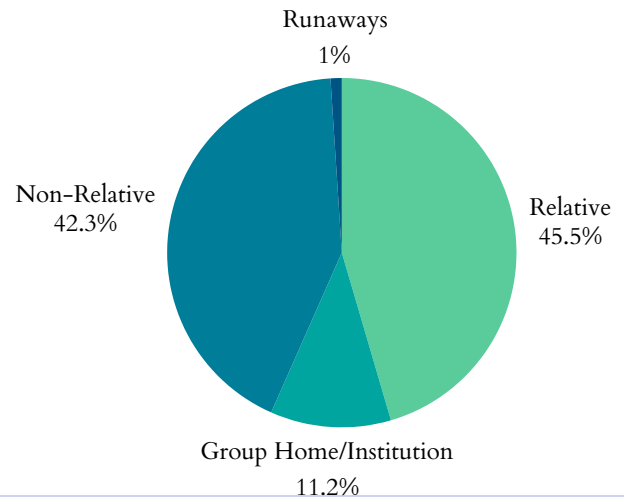


Pennsylvania's Children

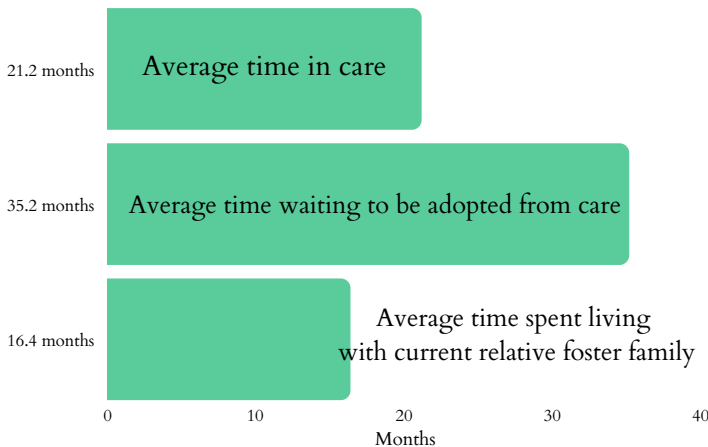
Foster Care and Adoptions

- **20,082** total children were served by the foster care system in FY 2022.
- **12,465** in care as of 09/30/2022.
- During 2022, **6,961** children entered care and **7,617** exited.
- **2,184** children were adopted; **2,975** were waiting to be adopted.
- **8.7%** decrease in the number of children in care between 2021-2022. Adoptions from the system also decreased by **1.4%** from 2021.

Where are Children in Foster Care Staying? 2021




Duration in Care, 2021



- In 2021, **793** children exited foster care due to age (**13.9%** decrease from 2020).
- **5,597** children were living with non-relatives; **6,010** stayed with a relative.
- **1,476** children were staying in group homes or institutions; **137** children classified as runaways.
- **3%** of households had a grandparent living with a grandchild.

13.9% The decrease since 2020 in children transitioning from foster care to independence.

Adoption, 2020



Juvenile Justice

- **8,153** total arrests for children under 18 in 2019.
- **1,866** for Disorderly Conduct.
- **1,161** for Property Crimes.
- **685** for Drug Abuse Violations.
- **1,002** children lived in juvenile correction facilities in 2021 (decrease from **1,566** kids in 2019; **36%** decline).

36% The decline since 2019 of children living in juvenile correction facilities.



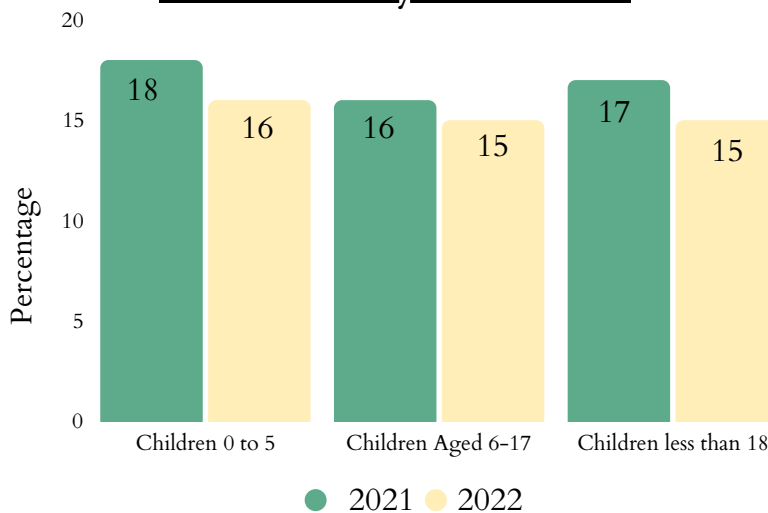
Pennsylvania's Children

Child Poverty

- **657,000** children lived with parents who lacked secure employment in 2022 (25% of all children).
- **25%** of children lived in households with a high housing cost burden.
- Average number of TANF recipients rose from **64,727** in 2021 to **70,470** in 2022 (8.87% increase).

- The state spent **\$58,932,777** on WIC in 2022, serving **158,228** people: a 5.8% decrease in total participants and 3% increase in spending since 2021.
- **1,219,130** people were food insecure in 2021, including 325,170 children.
- **33.9%** of households receiving SNAP benefits in 2019 had children.

Child Poverty Over Time



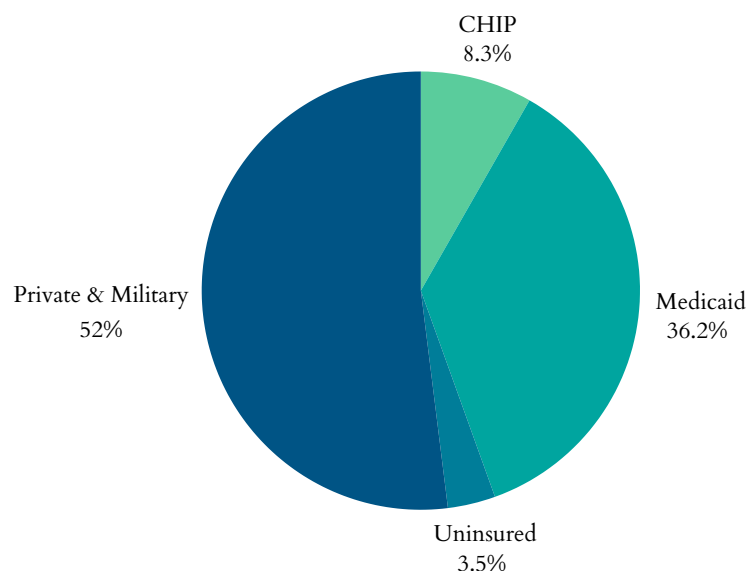
Teens & Youth

- **41,000** youth (16-19yrs) were not in school nor working in 2022 (6%).
- In 2020, there were **17** reports of suicide among children aged 10-14 and **180** reports among ages 15-24.
- **169** children <19yrs were killed by a firearm in Alaska in 2020.

Health

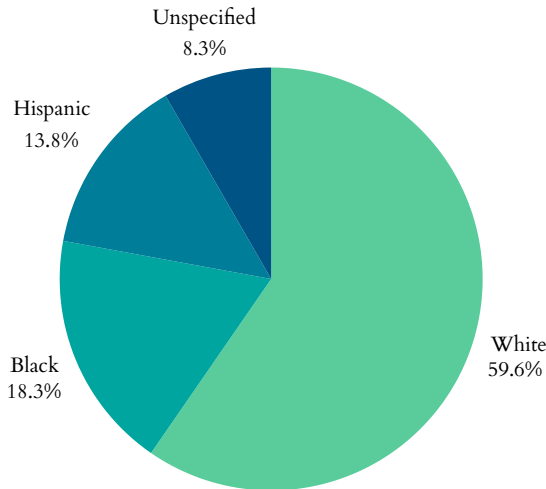
- **145,000** children had no health insurance in 2022 (15.08% increase from 2021).
- **1,297,856** children were enrolled in Medicaid in 2021 (4.9% increase from 2020).
- **295,698** children in Pennsylvania were in the state Children Health Insurance Program (CHIP) in 2021 (17.3% decrease from 2020).

Health Insurance Coverage for Children, 2021



Pennsylvania's Children

Percentage of All Preterm Births by Race or Ethnicity, 2021



- 11,007 low birth-weight babies (<5.5lbs) born in 2021 (8.3% of births).
- 13,006 preterm births (<37wks) in 2021 (9.8% of births).
 - 8.81% of all White babies
 - 14.21% of all Black babies
- 4,643 births to mothers aged 15-19 in 2021 -- a rate of 12 in every 1,000 teen girls.
- 719 infants aged <1yr died in 2021; a rate of 5.4 per 1,000.

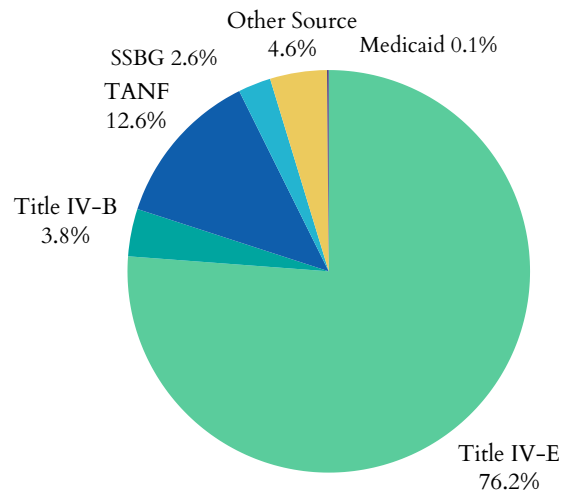
Medicaid Expansion

Pennsylvania has been a Medicaid expansion state since 01/01/2015.

Funding for Child Welfare Services

- Pennsylvania spent \$1,887,950,707 on child welfare services in 2020.
 - Child welfare services = direct and administrative services
- \$456,474,947 = from the federal government
- \$1,400,226,601 = from state and local funds.

Federal Funding Sources, 2020



The significant funding sectors of the \$456,472,947 in federal funding received in Pennsylvania in 2020:

- \$163,011,230 as part of the Title IV-E Total Foster Care Program.
- \$130,350,081 as part of the Title IV-E Adoption Assistance Program.
- Pennsylvania sum of expenditures for Social Service Block Grants in 2021 was \$86,924,769

