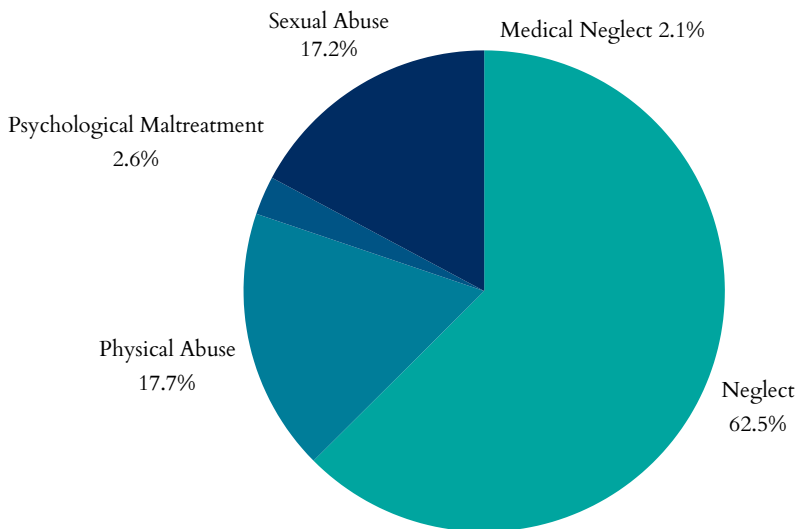


Oregon's Children

Child Maltreatment

- In 2022, Oregon had **73,278** total referrals for child abuse and neglect. Of those, **36,174** were screened in for response by CPS.
- **10,507** child victims of abuse or neglect, at a rate of 12.6 children per 1,000 (16.5% decrease since 2018).
- Of the 10,507 children, **6,730** were first-time victims.
- Largest age group of victims = **<1 years**, representing 1,152 of the 10,507 cases.

Types of Maltreatment Victims, 2022

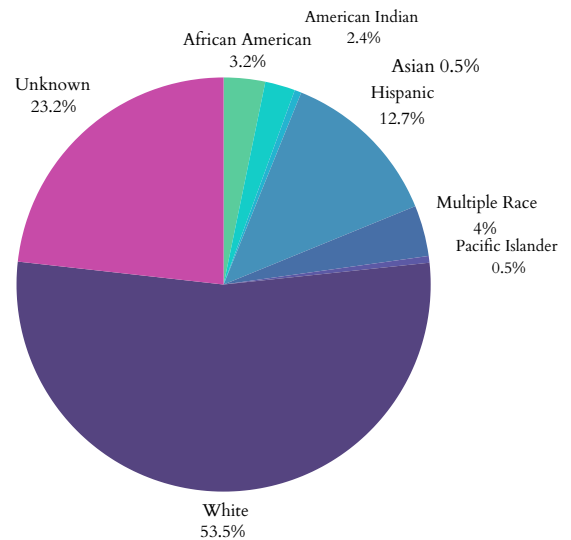


Plans for Safe Care

- In 2022, Oregon reported **23** infants screened with prenatal substance exposure.
- Oregon reported **3** plans of safe care for screened-in infants.

Oregon has a Family First plan approved by the administration that was implemented in April 2021.

Child Victims by Race or Ethnicity, 2022



Perpetrators of child maltreatment (2022):

- **66%** = parents of the child.
- **34%** = non-parents or unknown relationship.

Child victims (2022):

- **54%** = female; **46%** = male.

- Child fatalities increased from **18** in 2021 to **19** in 2022.
- Alaska reported **zero** total child victims of sex trafficking.
- Post-response services given to **3,447** victims and **2,949** non-victims.

Age Distribution of Maltreatment Victims, 2022

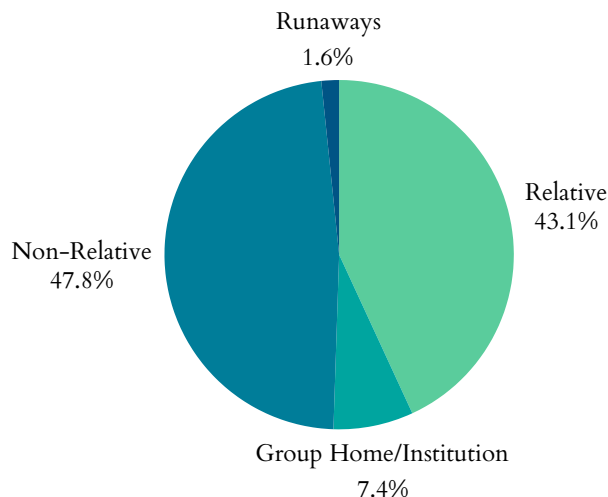


Oregon's Children

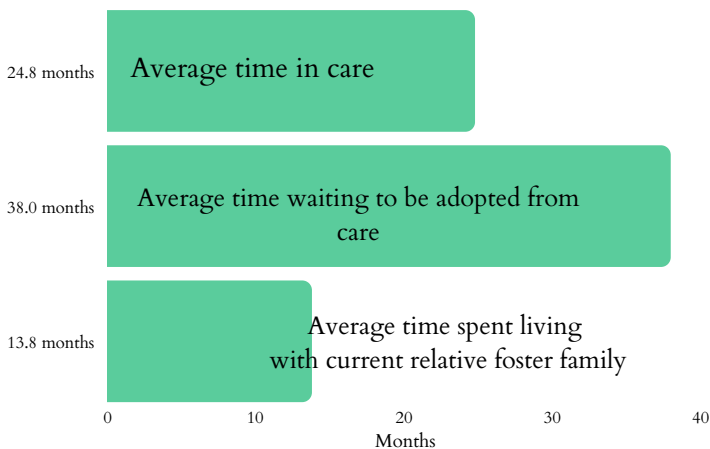
Foster Care and Adoptions

- **7,410** total children were served by the foster care system in FY 2022.
- **4,826** in care as of 09/30/2022.
- During 2022, **2,297** children entered care and **2,584** exited.
- **585** children were adopted; **912** were waiting to be adopted.
- **8.4%** decrease in the number of children in care between 2021-2022. Adoptions from the system also decreased by **15.9%** from 2021.

Where are Children in Foster Care Staying? 2021



Duration in Care, 2021



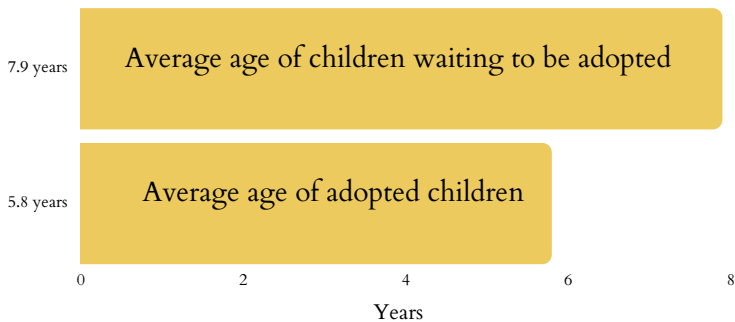
- In 2021, **268** children exited foster care due to age (**2.9%** decrease from 2020).
- **2,023** children were living with non-relatives; **1,823** stayed with a relative.
- **313** children were staying in group homes or institutions; **69** children classified as runaways.
- **3%** of households had a grandparent living with a grandchild.

2.9% The decrease since 2020 in children transitioning from foster care to independence.

Juvenile Justice

- **8,031** total arrests for children under 18 in 2019.
- **591** for Disorderly Conduct.
- **1,614** for Property Crimes.
- **1,312** for Drug Abuse Violations.
- **597** children lived in juvenile correction facilities in 2021 (decrease from **651** kids in 2019; **8%** decline).

Adoption, 2020



8% The decline since 2019 of children living in juvenile correction facilities.



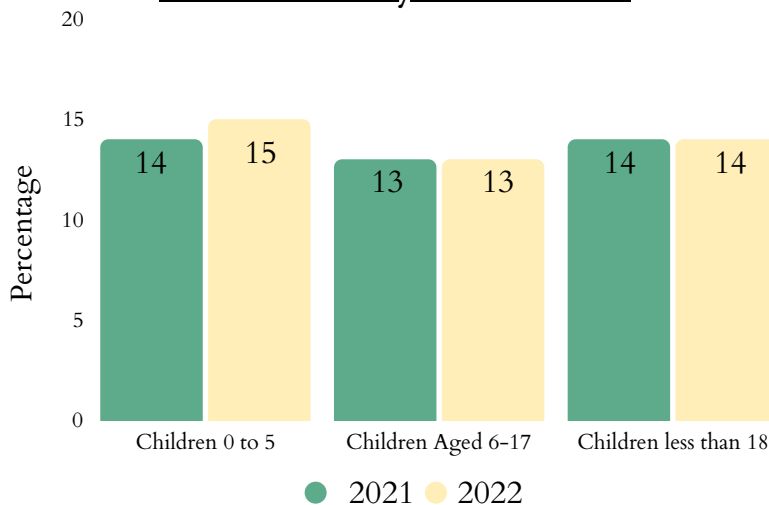
Oregon's Children

Child Poverty

- **223,000** children lived with parents who lacked secure employment in 2022 (27% of all children).
- **30%** of children lived in households with a high housing cost burden.
- Average number of TANF recipients rose from **31,924** in 2021 to **37,397** in 2022 (17.1% increase).

- The state spent **\$25,785,958** on WIC in 2022, serving **74,184** people: a 2.13% decrease in total participants and 1.17% increase in spending since 2021.
- **447,260** people were food insecure in 2021, including 106,470 children.
- **28.2%** of households receiving SNAP benefits in 2019 had children.

Child Poverty Over Time



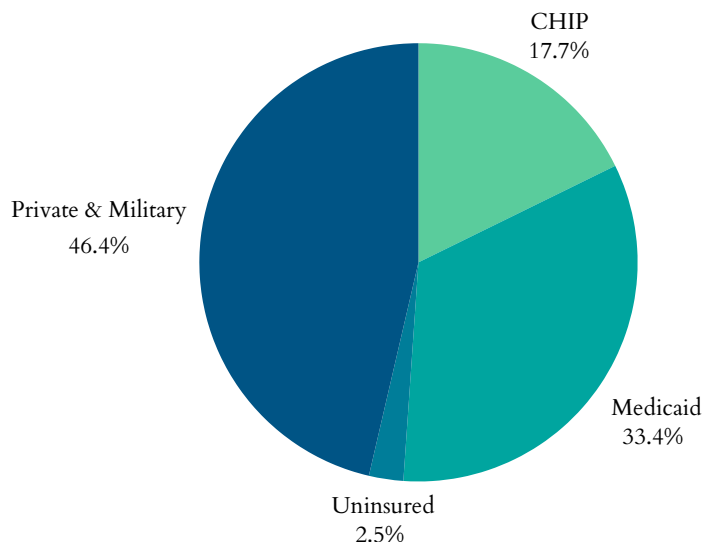
Health

- **27,000** children had no health insurance in 2022 (12.9% decrease from 2021).
- **407,989** children were enrolled in Medicaid in 2021 (8% increase from 2020).
- **216,941** children in Oregon were in the state Children Health Insurance Program (CHIP) in 2021 (15.8% increase from 2020).

Teens & Youth

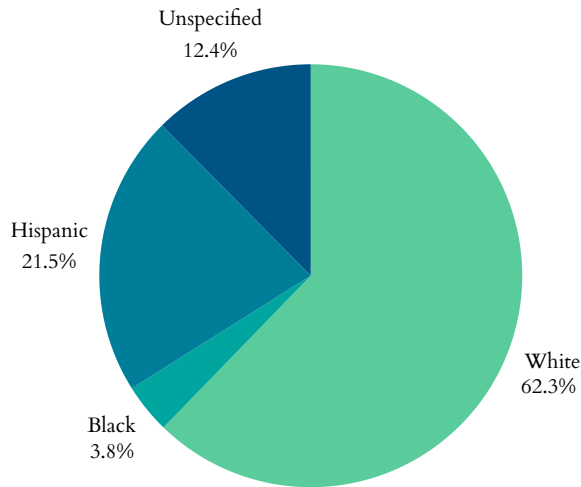
- **12,000** youth (16-19yrs) were not in school nor working in 2022 (6%).
- In 2020, there were **zero** reports of suicide among children aged 10-14 and **94** reports among ages 15-24.
- **39** children <19yrs were killed by a firearm in Oregon in 2020.

Health Insurance Coverage for Children, 2021



Oregon's Children

Percentage of All Preterm Births by Race or Ethnicity, 2021



- 2,827 low birth-weight babies (<5.5lbs) born in 2021 (**6.9%** of births).
- 3,633 preterm births (<37wks) in 2021 (**8.9%** of births).
 - **8.49%** of all White babies
 - **12.96%** of all Black babies
- 1,159 births to mothers aged 15-19 in 2021 -- a rate of **9** in every 1,000 teen girls.
- 154 infants aged <1yr died in 2021; a rate of **3.8** per 1,000.

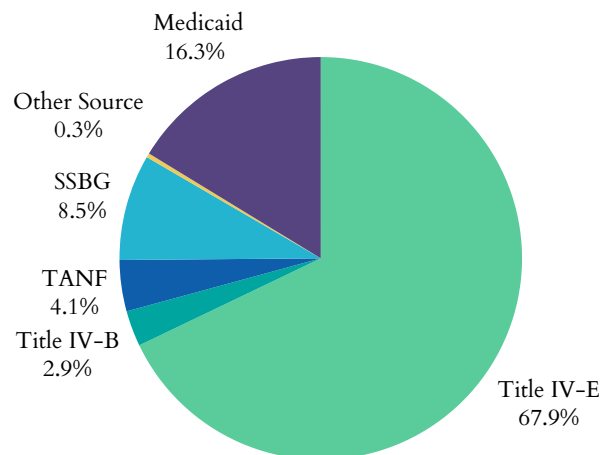
Medicaid Expansion

Oregon has been a Medicaid expansion state since 01/01/2014

Funding for Child Welfare Services

- Oregon spent **\$666,139,625** on child welfare services in 2020.
 - Child welfare services = direct and administrative services
- **\$247,251,001** = from the federal government
- **\$414,569,324** = from state and local funds.

Federal Funding Sources, 2020



The significant funding sectors of the **\$247,251,001** in federal funding received in Oregon in 2020:

- **\$102,700,183** as part of the Title IV-E Total Foster Care Program.
- **\$45,421,299** as part of the Title IV-E Adoption Assistance Program.
- Oregon's sum of expenditures for Social Service Block Grants in 2021 was **\$18,698,147**

