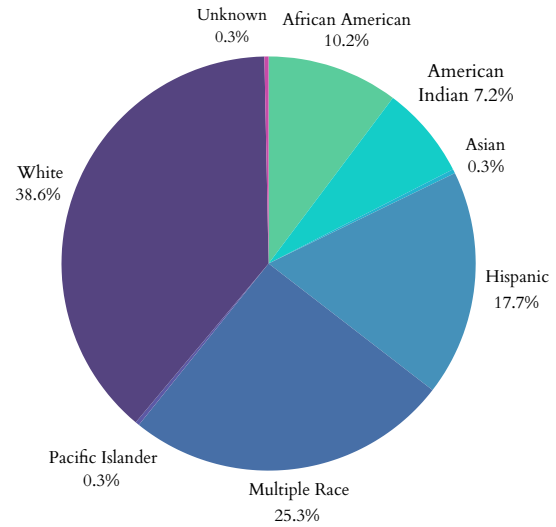


# Oklahoma's Children

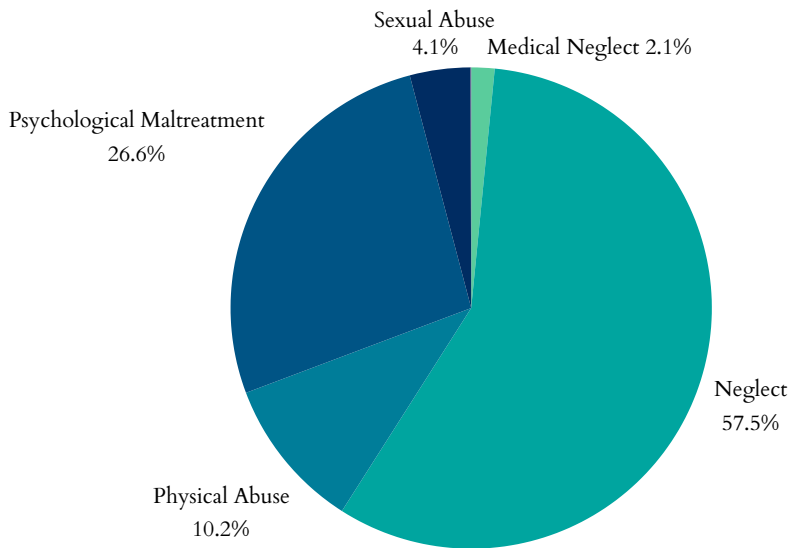
## Child Maltreatment

- In 2022, Oklahoma had **81,428** total referrals for child abuse and neglect. Of those, **33,529** were screened in for response by CPS.
- **13,546** child victims of abuse or neglect, at a rate of 14.2 children per 1,000 (11.8% decrease since 2018).
- Of the 13,546 children, **10,525** were first-time victims.
- Largest age group of victims = **<1 years**, representing 2,063 of the 13,546 cases.

## Child Victims by Race or Ethnicity, 2022



## Types of Maltreatment Victims, 2022



## Perpetrators of child maltreatment (2022):

- **80%** = parents of the child.
- **20%** = non-parents or unknown relationship.

## Child victims (2022):

- **51%** = female; **49%** = male.

- Child fatalities increased from **15** in 2021 to **29** in 2022.
- Oklahoma reported **8** total child victims of sex trafficking.
- Post-response services given to **12,280** victims and **30,944** non-victims.

## Plans for Safe Care

- In 2022, Oklahoma reported **2,331** infants screened with prenatal substance exposure.
- Oklahoma reported **48** plans of safe care for screened-in infants.

Oklahoma has a Family First plan approved by the administration that was implemented on September 2021.

## Age Distribution of Maltreatment Victims, 2022

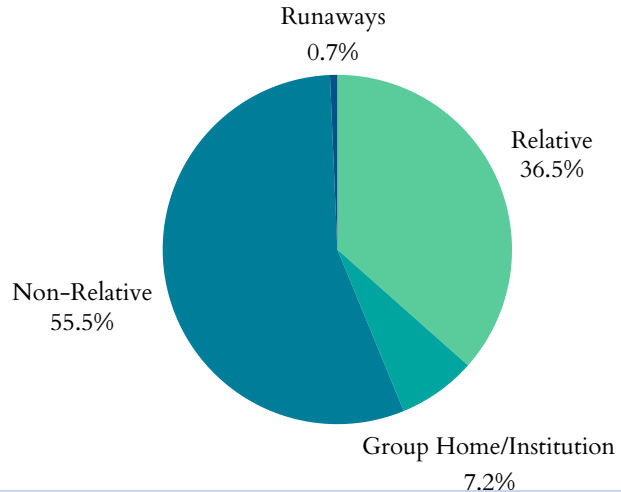


# Oklahoma's Children

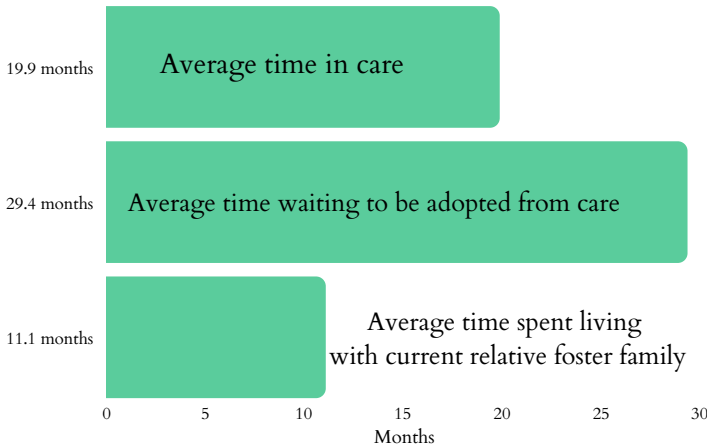
## Foster Care and Adoptions

- **10,983** total children were served by the foster care system in FY 2022.
- **7,013** in care as of 09/30/2022.
- During 2022, **3,509** children entered care and **3,970** exited.
- **1,629** children were adopted; **3,393** were waiting to be adopted.
- **6.2%** decrease in the number of children in care between 2021-2022. Adoptions from the system also increased by **9%** from 2021.

### Where are Children in Foster Care Staying? 2021



### Duration in Care, 2021



- In 2021, **203** children exited foster care due to age (23% increase from 2020).
- **3,629** children were living with non-relatives; **2,388** stayed with a relative.
- **473** children were staying in group homes or institutions; **44** children classified as runaways.
- **4%** of households had a grandparent living with a grandchild.

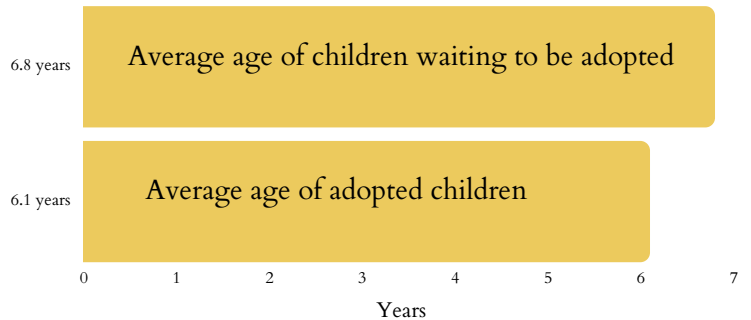
**23%**

The increase since 2020 in children transitioning from foster care to independence.

## Juvenile Justice

- **7,195** total arrests for children under 18 in 2019.
- **552** for Disorderly Conduct.
- **1,513** for Property Crimes.
- **1,022** for Drug Abuse Violations.
- **261** children lived in juvenile correction facilities in 2021 (decrease from **345** kids in 2019; 24% decline).

### Adoption, 2020



**24%**

The decline since 2019 of children living in juvenile correction facilities.



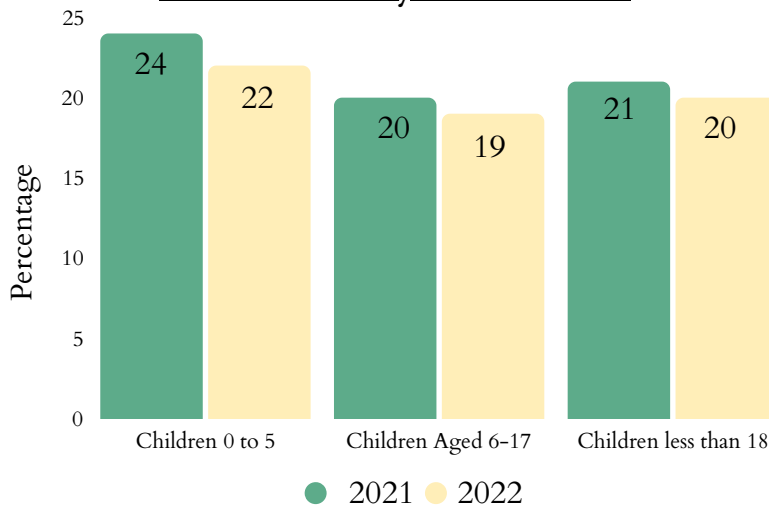
# Oklahoma's Children

## Child Poverty

- 260,000 children lived with parents who lacked secure employment in 2022 (27% of all children).
- 27% of children lived in households with a high housing cost burden.
- Average number of TANF recipients fell from 11,240 in 2021 to 8,168 in 2022 (27.3% decrease).

- The state spent \$21,721,647 on WIC in 2022, serving 63,731 people: a 2.04% increase in total participants and 1.08% increase in spending since 2021.
- 561,640 people were food insecure in 2021, including 182,930 children.
- 45.2% of households receiving SNAP benefits in 2019 had children.

### Child Poverty Over Time



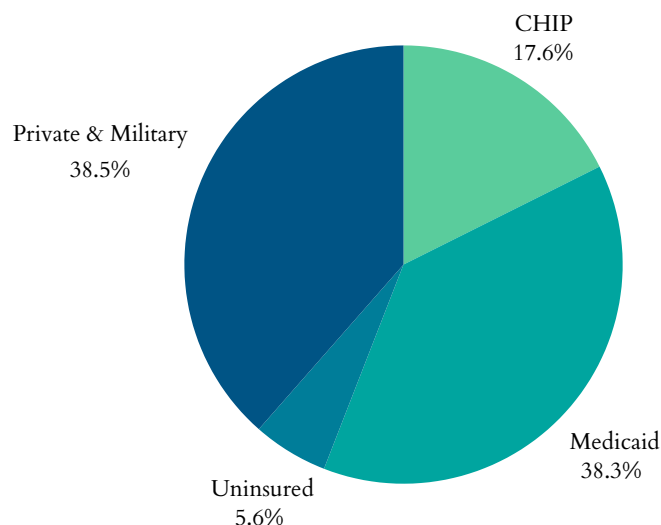
## Health

- 73,000 children had no health insurance in 2022 (2.67% decrease from 2021).
- 515,801 children were enrolled in Medicaid in 2021 (2.3% increase from 2020).
- 237,437 children in Oklahoma were in the state Children Health Insurance Program (CHIP) in 2021 (8.2% increase from 2020).

## Teens & Youth

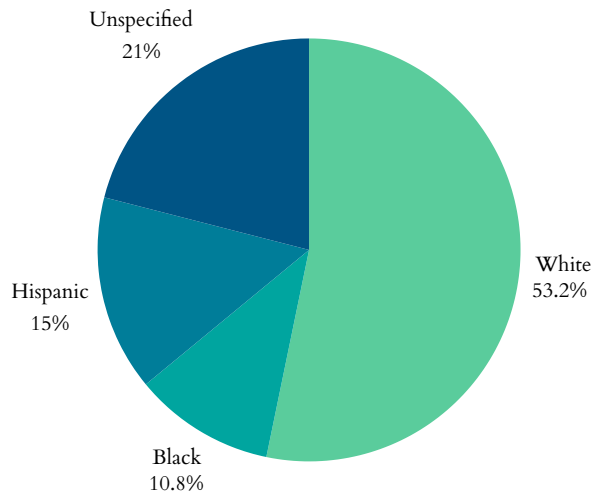
- 19,000 youth (16-19yrs) were not in school nor working in 2022 (8%).
- In 2020, there were 18 reports of suicide among children aged 10-14 and 130 reports among ages 15-24.
- 73 children <19yrs were killed by a firearm in Oklahoma in 2020.

### Health Insurance Coverage for Children, 2021



# Oklahoma's Children

## Percentage of All Preterm Births by Race or Ethnicity, 2021



- 4,253 low birth-weight babies (<5.5lbs) born in 2021 (8.8% of births).
- 5,772 preterm births (<37wks) in 2021 (11.9% of births).
  - 11.6% of all White babies
  - 16.3% of all Black babies
- 3,189 births to mothers aged 15-19 in 2021 -- a rate of 24 in every 1,000 teen girls.
- 336 infants aged <1yr died in 2021; a rate of 6.9 per 1,000.

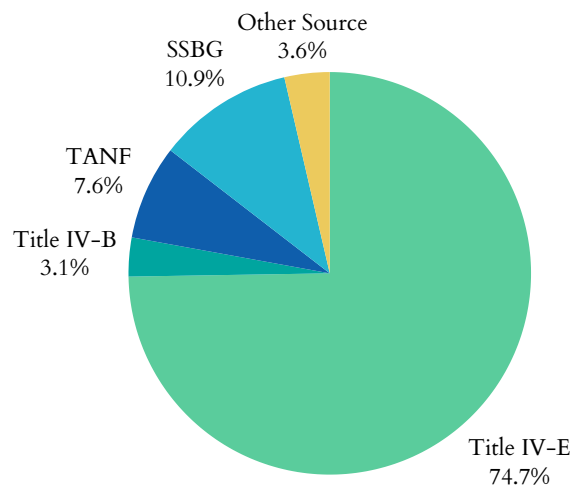
## Medicaid Expansion

Oklahoma has been a Medicaid expansion state since 07/01/2021

## Funding for Child Welfare Services

- Oklahoma spent \$426,430,125.45 on child welfare services in 2020.
  - Child welfare services = direct and administrative services
- \$220,720,870 = from the federal government
- \$199,617,326 = from state and local funds.

## Federal Funding Sources, 2020



The significant funding sectors of the \$220,720,870 in federal funding received in Oklahoma in 2020:

- \$52,787,516 as part of the Title IV-E Total Foster Care Program.
- \$92,688,413 as part of the Title IV-E Adoption Assistance Program.
- Oklahoma's sum of expenditures for Social Service Block Grants in 2021 was \$33,013,691

