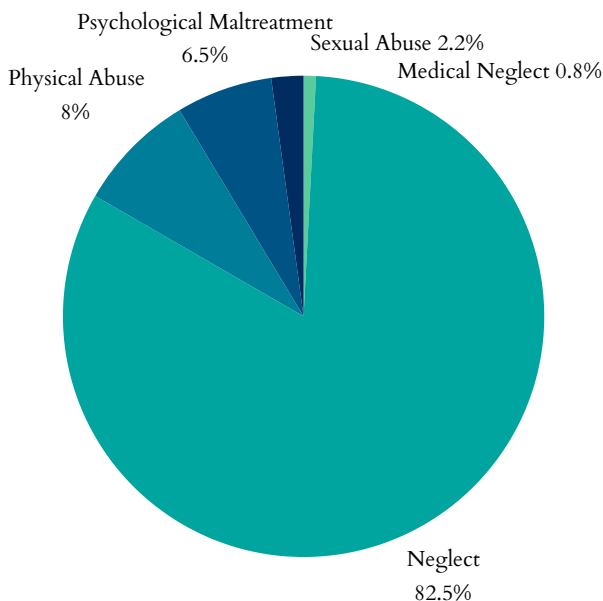


North Dakota's Children

Child Maltreatment

- In 2022, North Dakota had **2,808** total referrals for child abuse and neglect. Of those, **2,808** were screened in for response by CPS.
- **1,132** child victims of abuse or neglect, at a rate of 6.2 children per 1,000 (46% decrease since 2018).
- Of the 1,132 children, **814** were first-time victims.
- Largest age group of victims = **<1 years**, representing 223 of the 1,132 cases.

Types of Maltreatment Victims, 2022

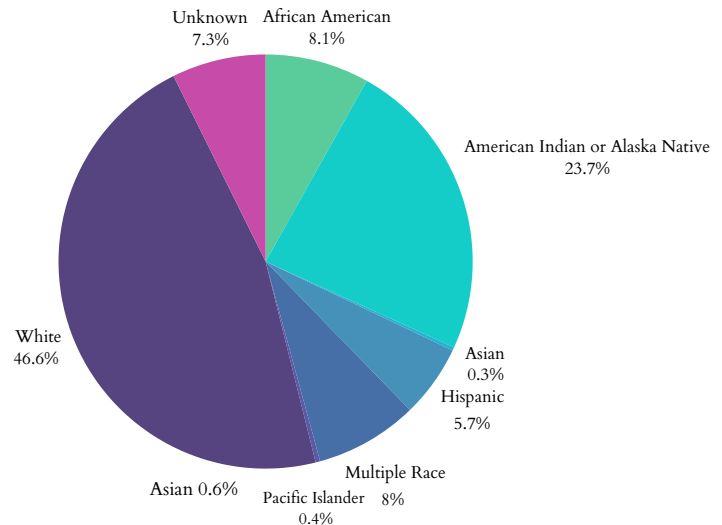


Plans for Safe Care

- In 2022, North Dakota did not report the number of infants screened with prenatal substance exposure.
- North Dakota did not report plans of safe care for screened-in infants.

North Dakota has a Family First plan approved by the administration and implemented in August 2020.

Child Victims by Race or Ethnicity, 2022



Perpetrators of child maltreatment (2022):

- **82%** = parents of the child.
- **18%** = non-parents or unknown relationship.

Child victims (2022):

- **51%** = female; **49%** = male.

- Child fatalities increased from **4** in 2021 to **6** in 2022.
- North Dakota did not report total child victims of sex trafficking.
- Post-response services given to **705** victims and **482** non-victims.

Age Distribution of Maltreatment Victims, 2022

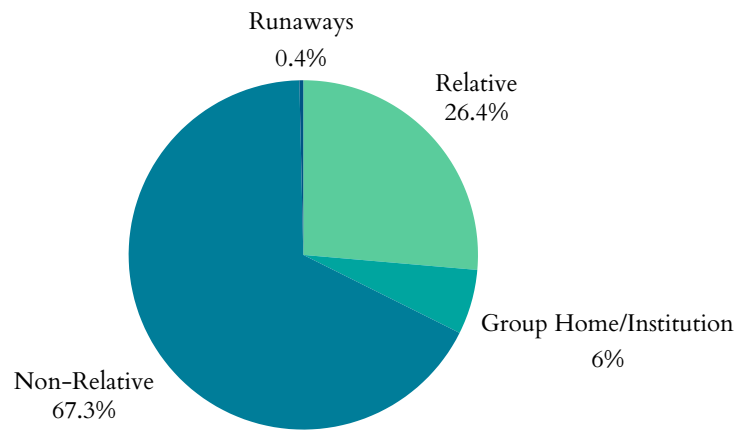


North Dakota's Children

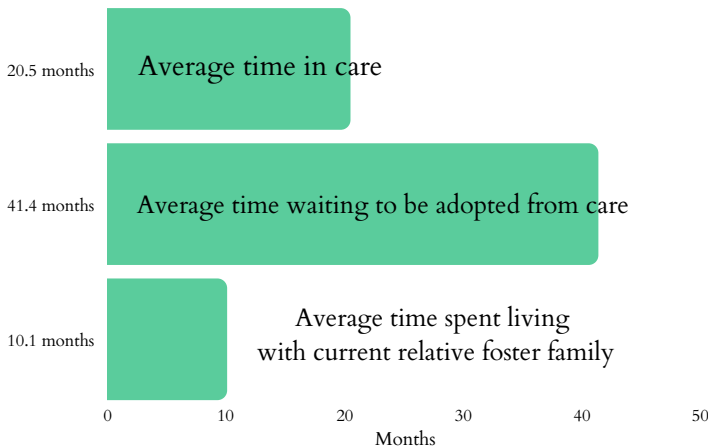
Foster Care and Adoptions

- **2,346** total children were served by the foster care system in FY 2022.
- **1,547** in care as of 09/30/2022.
- During 2022, **893** children entered care and **801** exited.
- **225** children were adopted; **431** were waiting to be adopted.
- **2.5%** increase in the number of children in care between 2021-2022. Adoptions from the system also decreased by **1.7%** from 2020.

Where are Children in Foster Care Staying? 2021



Duration in Care, 2021




- In 2021, **33** children exited foster care due to age (**37.5%** increase from 2020).
- **931** children were living with non-relatives; **365** stayed with a relative.
- **83** children were staying in group homes or institutions; **5** children classified as runaways.
- **1.5%** of households had a grandparent living with a grandchild.

37.5% The increase since 2020 in children transitioning from foster care to independence.

Juvenile Justice

- **4,152** total arrests for children under 18 in 2019.
- **740** for Disorderly Conduct.
- **559** for Property Crimes.
- **332** for Drug Abuse Violations.
- **39** children lived in juvenile correction facilities in 2021 (decrease from **78** kids in 2019; **50%** decline).

Adoption, 2020



50% The decline since 2019 of children living in juvenile correction facilities.



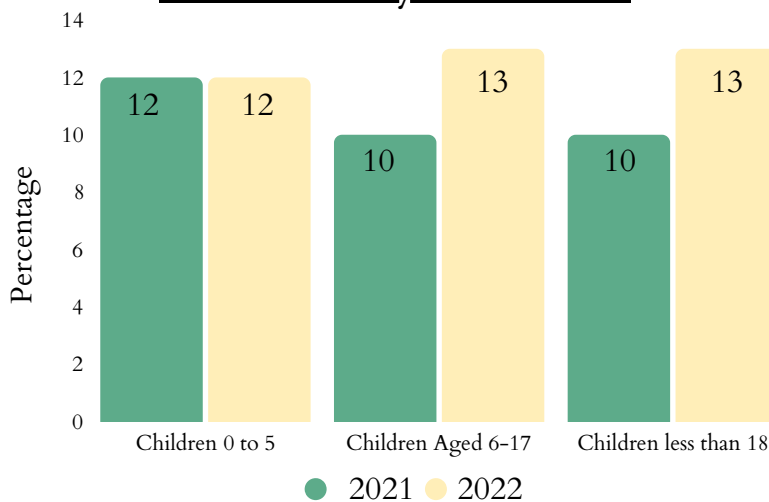
North Dakota's Children

Child Poverty

- **33,000** children lived with parents who lacked secure employment in 2022 (18% of all children).
- **19%** of children lived in households with a high housing cost burden.
- Average number of TANF recipients fell from **2,778** in 2021 to **1,738** in 2022 (37.4% decrease).

- The state spent **\$4,136,207** on WIC in 2022, serving **9,848** people: a **0.42%** decrease in total participants and **0.46%** increase in spending since 2021.
- **42,290** people were food insecure in 2021, including 13,690 children.
- **41.7%** of households receiving SNAP benefits in 2019 had children.

Child Poverty Over Time



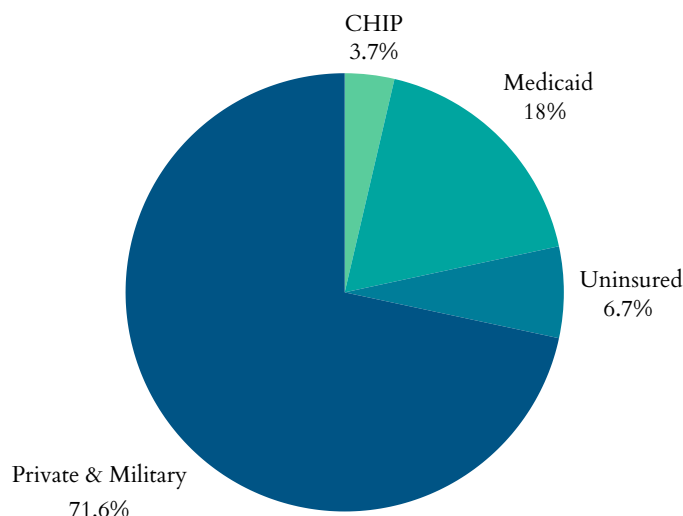
Teens & Youth

- **2,000** youth (16-19yrs) were not in school nor working in 2022 (4%).
- In 2020, there were **zero** reports of suicide among children aged 10-14 and **16** reports among ages 15-24.
- **0** children <19yrs were killed by a firearm in North Dakota in 2020.

Health

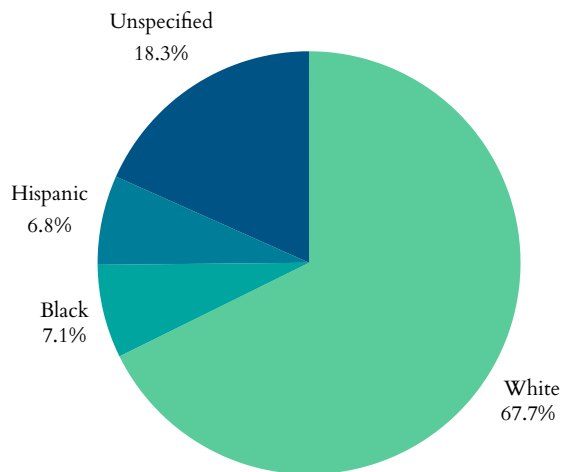
- **10,000** children had no health insurance in 2022 (28.57% decrease from 2021).
- **37,385** children were enrolled in Medicaid in 2021 (22.8% increase from 2021).
- **7,592** children in North Dakota were in the state Children Health Insurance Program (CHIP) in 2021 (35% increase from 2020).

Health Insurance Coverage for Children, 2021



North Dakota's Children

Percentage of All Preterm Births by Race or Ethnicity, 2021



- 672 low birth-weight babies (<5.5lbs) born in 2021 (6.6% of births).
- 966 preterm births (<37wks) in 2021 (9.6% of births).
 - 8.83% of all White babies
 - 11.62% of all Black babies
- 317 births to mothers aged 15-19 in 2021 -- a rate of 13 in every 1,000 teen girls.
- 28 infants aged <1yr died in 2021; a rate of 2.8 per 1,000.

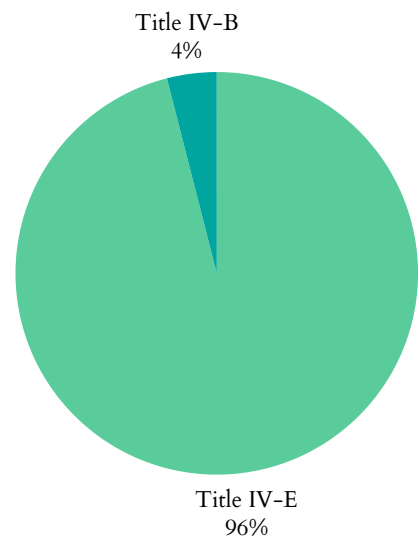
Medicaid Expansion

North Dakota has been a Medicaid expansion state since 01/01/2014

Funding for Child Welfare Services

- North Dakota spent \$51,908,304.14 on child welfare services in 2020.
 - Child welfare services = direct and administrative services
- \$29,743,616 = from the federal government
- \$22,164,688.14 = from state and local funds.

Federal Funding Sources, 2020



The significant funding sectors of the \$29,743,616 in federal funding received in North Dakota in 2020:

- \$13,269,899 as part of the Title IV-E Total Foster Care Program.
- \$9,394,307 as part of the Title IV-E Adoption Assistance Program.
- North Dakota's sum of expenditures for Social Service Block Grants in 2021 was \$3,703,521

