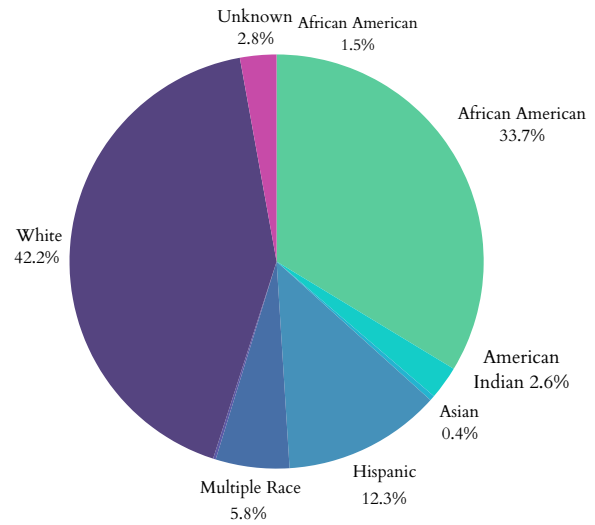


# North Carolina's Children

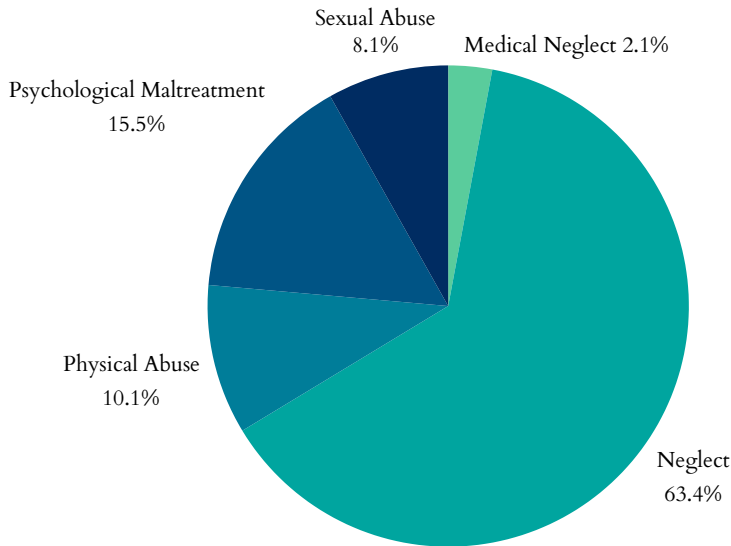
## Child Maltreatment

- In 2022, North Carolina had **107,536** total referrals for child abuse and neglect. Of those, **62,304** were screened in for response by CPS.
- **23,134** child victims of abuse or neglect, at a rate of 10.1 children per 1,000 (15.2% decrease since 2018).
- Of the 23,134 children, **15,590** were first-time victims.
- Largest age group of victims = **<1 years**, representing 2,939 of the 23,134 cases.

## Child Victims by Race or Ethnicity, 2022



## Types of Maltreatment Victims, 2022



## Perpetrators of child maltreatment (2020):

- North Carolina did not report the number of perpetrators based on relationship to the victim.

## Child victims (2022):

- 52% = female; 48% = male.

- Child fatalities decreased from **121** in 2021 to **93** in 2022.
- North Carolina reported **3** total child victims of sex trafficking.
- Post-response services given to **16,665** victims and **21,133** non-victims.

## Plans for Safe Care

- In 2022, North Carolina reported **1213** infants screened with prenatal substance exposure.
- North Carolina reported **1131** plans of safe care for screened-in infants.

North Carolina has a Family First plan approved by the administration and implemented in July 2022.

## Age Distribution of Maltreatment Victims, 2022

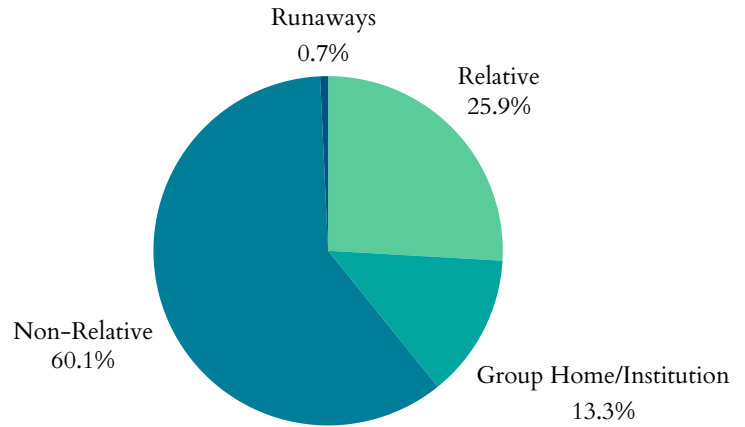


# North Carolina's Children

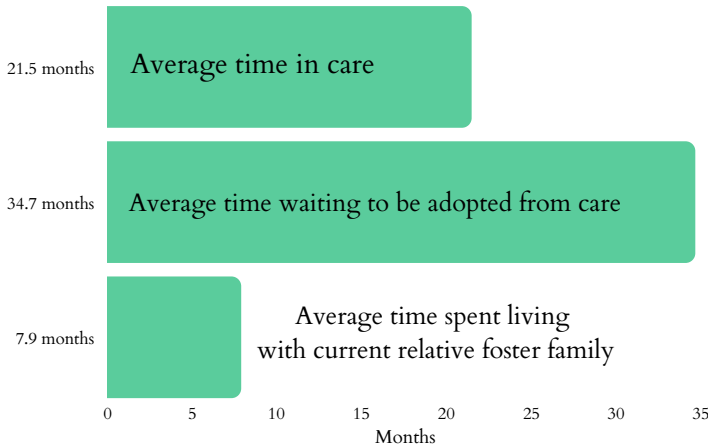
## Foster Care and Adoptions

- **15,377** total children were served by the foster care system in FY 2022.
- **11,258** in care as of 09/30/2022.
- During 2022, **5,124** children entered care and **4,119** exited.
- **1,303** children were adopted; **2,690** were waiting to be adopted.
- **1.8%** increase in the number of children in care between 2021-2022. Adoptions from the system also decreased by **1.1%** from 2021.

### Where are Children in Foster Care Staying? 2021



### Duration in Care, 2021



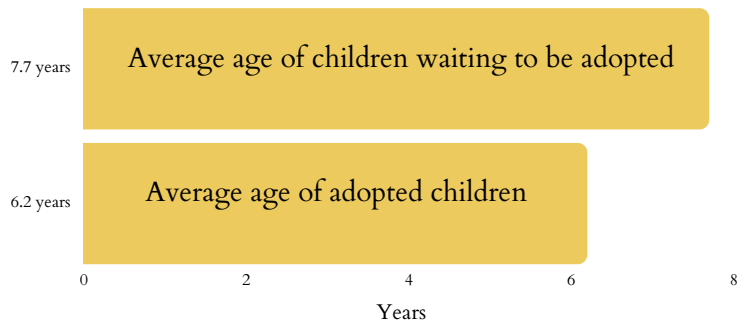
- In 2021, **255** children exited foster care due to age (**42.5%** increase from 2020).
- **6,193** children were living with non-relatives; **2,671** stayed with a relative.
- **1,370** children were staying in group homes or institutions; **76** children classified as runaways.
- **3%** of households had a grandparent living with a grandchild.

**0.29%** The decrease since 2019 in children transitioning from foster care to independence.

## Juvenile Justice

- **12,088** total arrests for children under 18 in 2019.
- **670** for Disorderly Conduct.
- **2,798** for Property Crimes.
- **1,400** for Drug Abuse Violations.
- **411** children lived in juvenile correction facilities in 2021 (decrease from **744** kids in 2019; **45%** decline).

### Adoption, 2020



**45%** The decline since 2019 of children living in juvenile correction facilities.



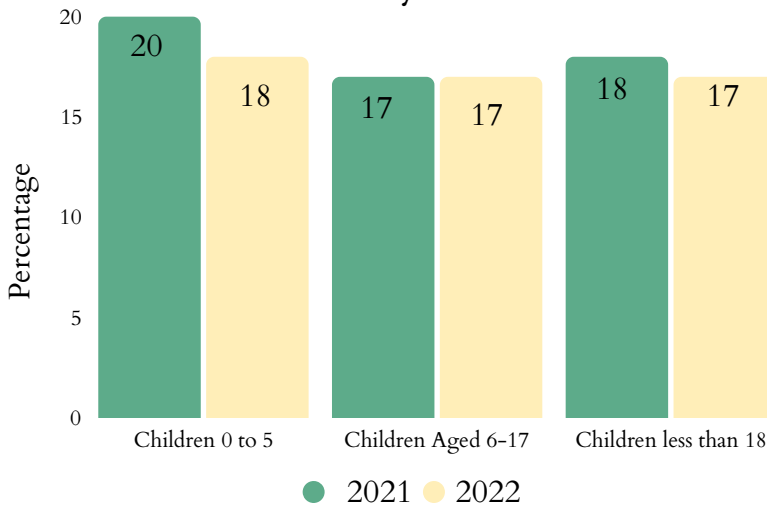
# North Carolina's Children

## Child Poverty

- **579,000** children lived with parents who lacked secure employment in 2022 (25% of all children).
- **26%** of children lived in households with a high housing cost burden.
- Average number of TANF recipients fell from **24,711** in 2021 to **22,507** in 2022 (8.9% decrease).

- The state spent **\$56,409,177** on WIC in 2022, serving **258,158** people: a 1.8% increase in total participants and 5.3% increase in spending since 2021.
- **1,248,880** people were food insecure in 2021, including 353,450 children.
- **38.8%** of households receiving SNAP benefits in 2019 had children.

### Child Poverty Over Time



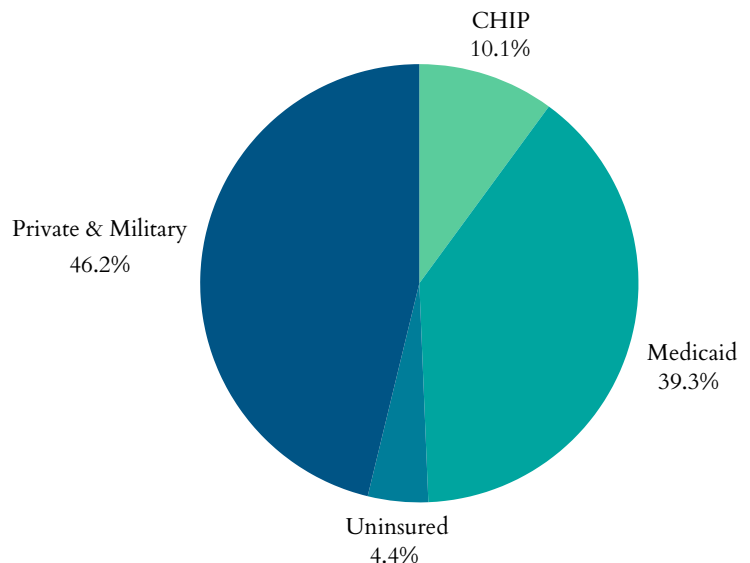
## Teens & Youth

- **34,000** youth (16-19yrs) were not in school nor working in 2022 (6%).
- In 2020, there were **20** reports of suicide among children aged 10-14 and **193** reports among ages 15-24.
- **177** children <19yrs were killed by a firearm in North Carolina in 2020.

## Health

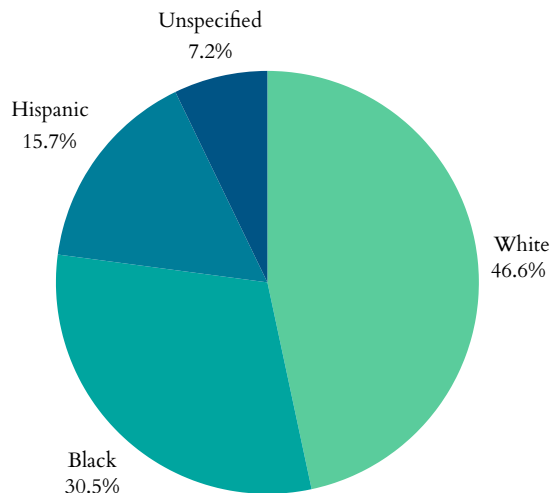
- **118,000** children had no health insurance in 2022 (12.59% decrease from 2021).
- **1,192,417** children were enrolled in Medicaid in 2021 (6.6% increase from 2020).
- **305,646** children in North Carolina were in the state Children Health Insurance Program (CHIP) in 2021 (1.2% decrease from 2020).

### Health Insurance Coverage for Children, 2021



# North Carolina's Children

## Percentage of All Preterm Births by Race or Ethnicity, 2021



- **11,365** low birth-weight babies (<5.5lbs) born in 2021 (9.4% of births).
- **13,032** preterm births (<37wks) in 2021 (10.8% of births).
  - 9.62% of all White babies
  - 14.7% of all Black babies
- **5,474** births to mothers aged 15-19 in 2021 - a rate of 16 in every 1,000 teen girls.
- **814** infants aged <1yr died in 2021; a rate of 6.8 per 1,000.

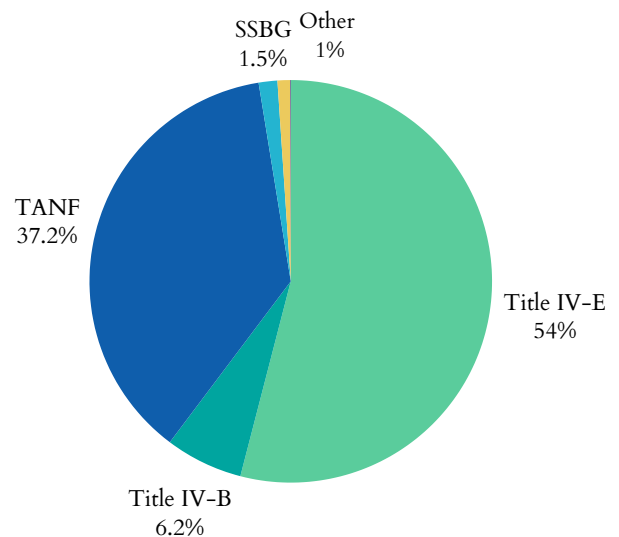
## Medicaid Expansion

North Carolina has been a Medicaid expansion state since 12/01/2023

## Funding for Child Welfare Services

- North Carolina spent **\$704,719,616** on child welfare services in 2020.
  - Child welfare services = direct and administrative services
- **\$303,124,313** = from the federal government
- **\$399,270,781** = from state and local funds.

## Federal Funding Sources, 2020



The significant funding sectors of the **\$303,124,313** in federal funding received in North Carolina in 2020:

- **\$96,577,184** as part of the Title IV-E Total Foster Care Program.
- **\$63,358,464** as part of the Title IV-E Adoption Assistance Program.
- North Carolina's sum of expenditures for Social Service Block Grants in 2021 was **\$71,803,395**

