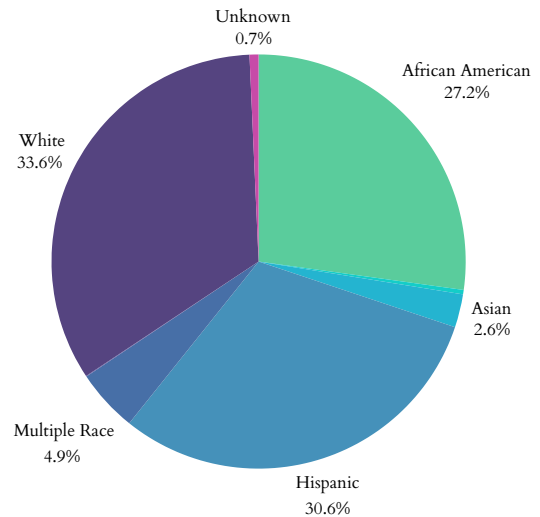


New York's Children

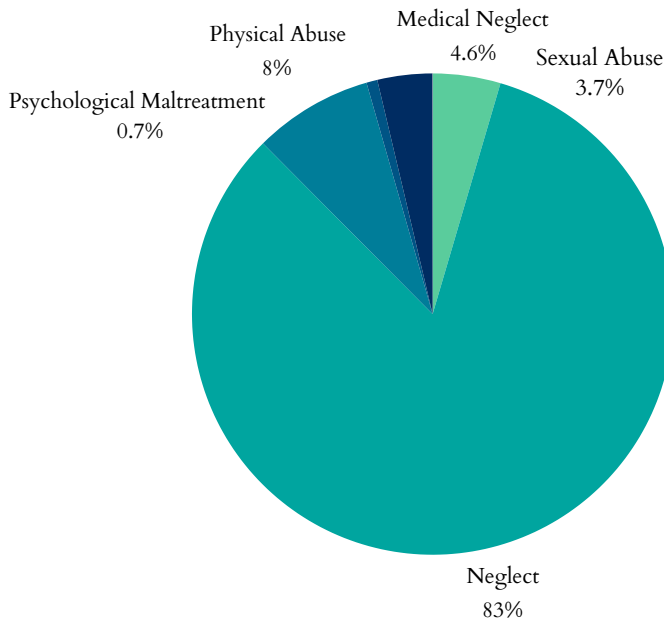
Child Maltreatment

- In 2022, New York had **148,956** total referrals for child abuse and neglect. Of those, **148,956** were screened in for response by CPS.
- **50,056** child victims of abuse or neglect, at a rate of 12.5 children per 1,000 (27.2% decrease since 2018).
- Of the 50,056 children, **28,845** were first-time victims.
- Largest age group of victims = **<1years**, representing 4,642 of the 50,056 cases.

Child Victims by Race or Ethnicity, 2022



Types of Maltreatment Victims, 2022



Perpetrators of child maltreatment (2022):

- **84%** = parents of the child.
- **16%** = non-parents or unknown relationship.

Child victims (2022):

- **51%** = female; **49%** = male.

- Child fatalities decreased from **126** in 2021 to **105** in 2022.
- New York reported **13** total child victims of sex trafficking.
- There are no reports of post-response services given to victims or non-victims.

Plans for Safe Care

- In 2022, New York reported **567** infants screened with prenatal substance exposure.
- New York reported **480** plans of safe care for screened-in infants.

New York has a Family First plan approved by the administration and implemented in August 2022.

Age Distribution of Maltreatment Victims, 2022

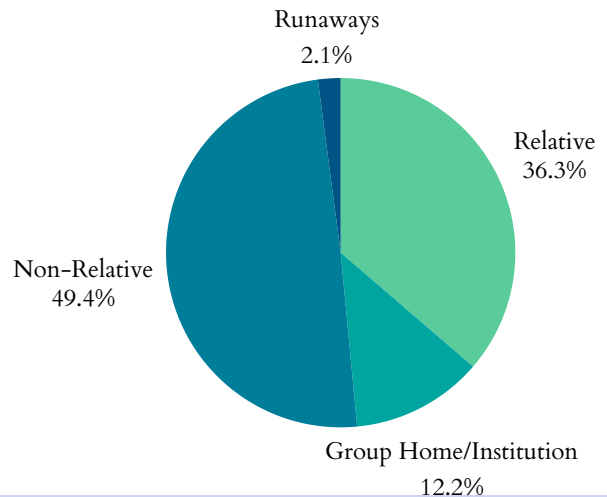


New York's Children

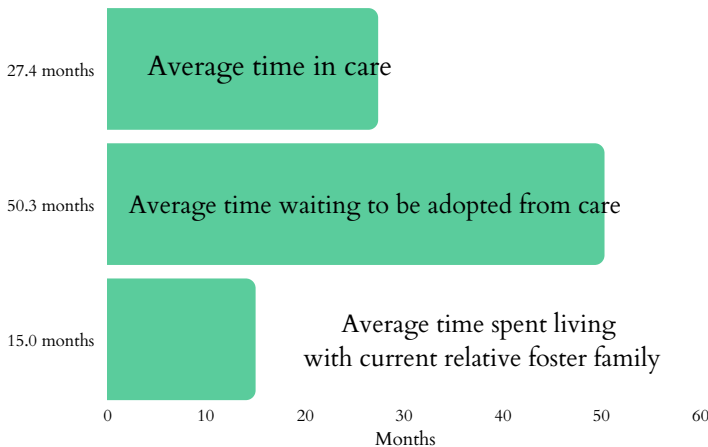
Foster Care and Adoptions

- **20,605** total children were served by the foster care system in FY 2022.
- **14,134** in care as of 09/30/2022.
- During 2022, **6,097** children entered care and **6,471** exited.
- **1,248** children were adopted; **3,610** were waiting to be adopted.
- **3.6%** decrease in the number of children in care between 2021-2022. Adoptions from the system also increased by **9%** from 2021.

Where are Children in Foster Care Staying? 2021



Duration in Care, 2021



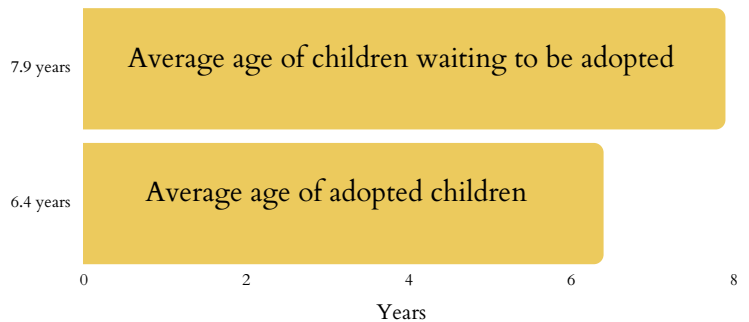
- In 2021, **1,525** children exited foster care due to age (**3.8%** decrease from 2020).
- **6,380** children were living with non-relatives; **4,687** stayed with a relative.
- **1,574** children were staying in group homes or institutions; **270** children classified as runaways.
- **4%** of households had a grandparent living with a grandchild.

3.8% The decrease since 2020 in children transitioning from foster care to independence.

Juvenile Justice

- **11,606** total arrests for children under 18 in 2019.
- **257** for Disorderly Conduct.
- **3,263** for Property Crimes.
- **1,510** for Drug Abuse Violations.
- **741** children lived in juvenile correction facilities in 2021 (decrease from **837** kids in 2019; **11%** decline).

Adoption, 2020



11% The decline since 2019 of children living in juvenile correction facilities.



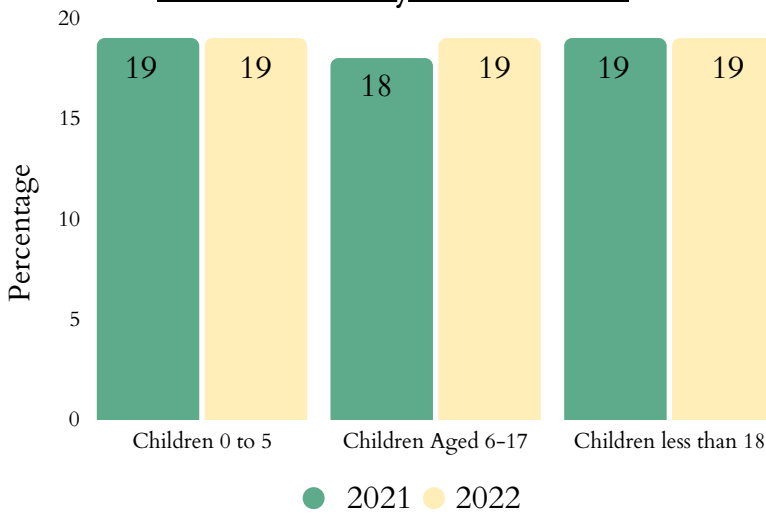
New York's Children

Child Poverty

- 1,206,000 children lived with parents who lacked secure employment in 2022 (30% of all children).
- 38% of children lived in households with a high housing cost burden.
- Average number of TANF recipients rose from 166,672 in 2021 to 173,080 in 2022 (3.8% increase).

- The state spent \$138,099,028 on WIC in 2022, serving 387,415 people: a 5.2% increase in total participants and 1.18% increase in spending since 2021.
- 2,265,160 people were food insecure in 2021, including 633,790 children.
- 32.4% of households receiving SNAP benefits in 2019 had children.

Child Poverty Over Time



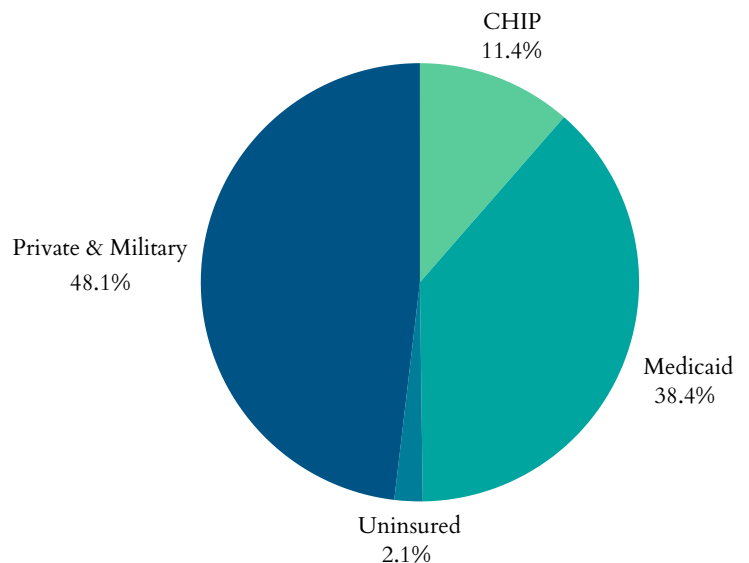
Teens & Youth

- 58,000 youth (16-19yrs) were not in school nor working in 2022 (6%).
- In 2020, there were 12 reports of suicide among children aged 10-14 and 166 reports among ages 15-24.
- 82 children <19yrs were killed by a firearm in New York in 2020.

Health

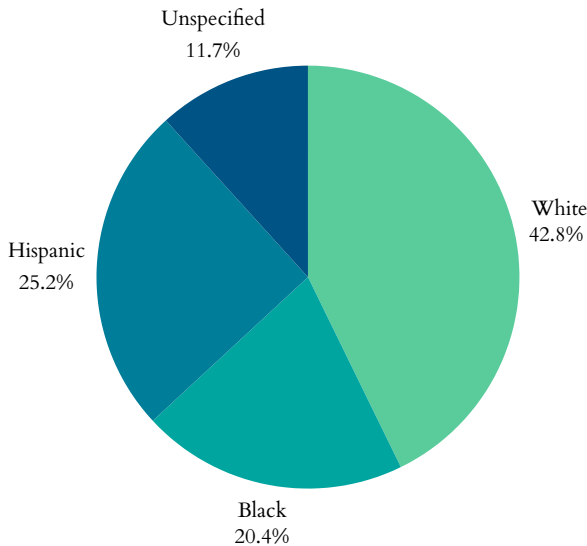
- 111,000 children had no health insurance in 2022 (3.5% decrease from 2021).
- 2,121,659 children were enrolled in Medicaid in 2021 (3.8% increase from 2020).
- 631,462 children in New York were in the state Children Health Insurance Program (CHIP) in 2021 (16% decrease from 2020).

Health Insurance Coverage for Children, 2021



New York's Children

Percentage of All Preterm Births by Race or Ethnicity, 2021



- 17,678 low birth-weight babies (<5.5lbs) born in 2021 (8.4% of births).
- 20,390 preterm births (<37wks) in 2021 (9.7% of births).
 - 8.18% of all White babies
 - 14.34% of all Black babies
- 5,373 births to mothers aged 15-19 in 2021 -- a rate of **9** in every 1,000 teen girls.
- 868 infants aged <1yr died in 2021; a rate of **4.1** per 1,000.

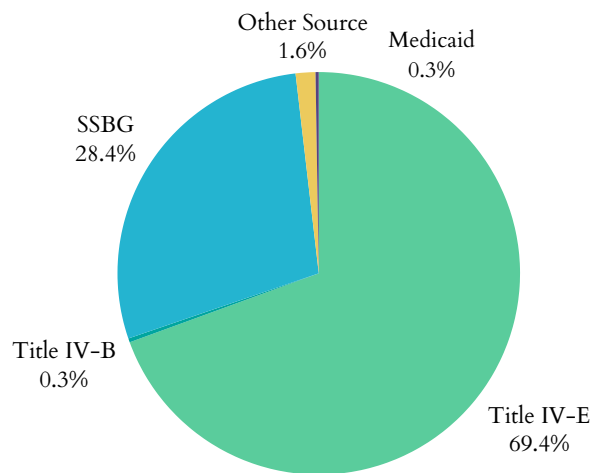
Medicaid Expansion

New York has been a Medicaid expansion state since 01/01/2014

Funding for Child Welfare Services

- New York spent \$2,608,150,336 on child welfare services in 2020.
 - Child welfare services = direct and administrative services
- \$978,222,983 = from the federal government
- \$1,629,927,353 = from state and local funds.

Federal Funding Sources, 2020



The significant funding sectors of the \$978,222,983 in federal funding received in New York in 2020:

- \$484,909,672 as part of the Title IV-E Total Foster Care Program.
- \$158,883,392 as part of the Title IV-E Adoption Assistance Program.
- New York's sum of expenditures for Social Service Block Grants in 2021 was \$292,631,351

