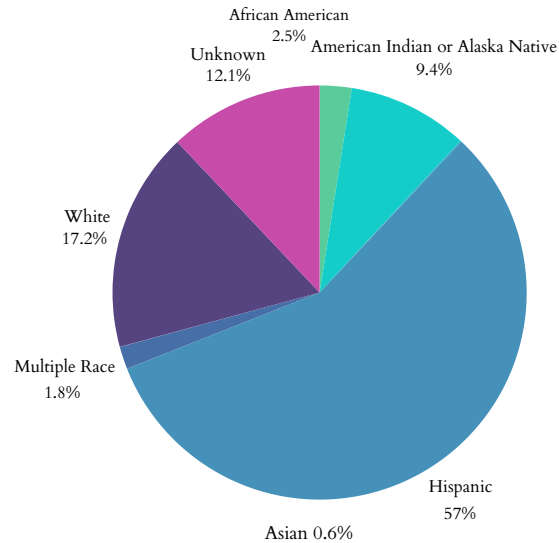


# New Mexico's Children

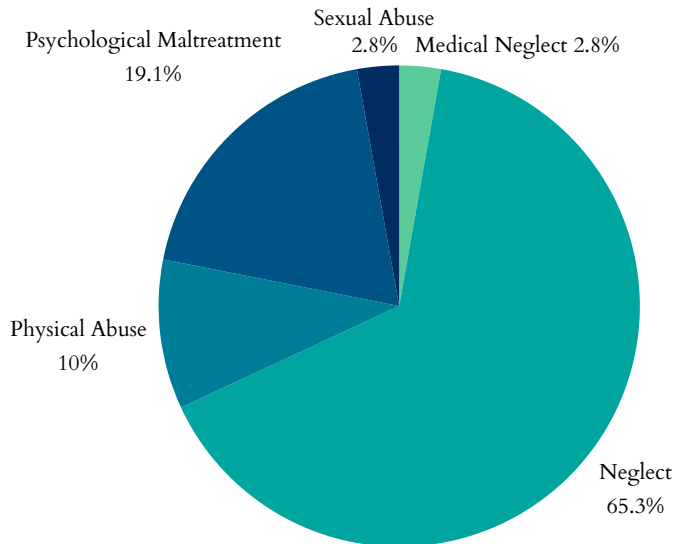
## Child Maltreatment

- In 2022, New Mexico had **38,735** total referrals for child abuse and neglect. Of those, **20,743** were screened in for response by CPS.
- **5,817** child victims of abuse or neglect, at a rate of 12.7 children per 1,000 (27.5% decrease since 2018).
- Of the 5,817 children, **3,955** were first-time victims.
- Largest age group of victims = **<1 years**, representing 643 of the 5,817 cases.

## Child Victims by Race or Ethnicity, 2022



## Types of Maltreatment Victims, 2022



## Perpetrators of child maltreatment (2022):

- **86%** = parents of the child.
- **14%** = non-parents or unknown relationship.

## Child victims (2022):

- **52%** = female; **48%** = male.

- Child fatalities increased from **10** in 2021 to **19** in 2022.
- New Mexico had no reports of child victims of sex trafficking.
- Post-response services given to **1,650** victims and **1,723** non-victims.

## Plans for Safe Care

- In 2022, New Mexico reported **135** infants screened with prenatal substance exposure.
- New Mexico reported **45** plans of safe care for screened-in infants.

New Mexico has submitted a Family First plan to be approved by the administration.

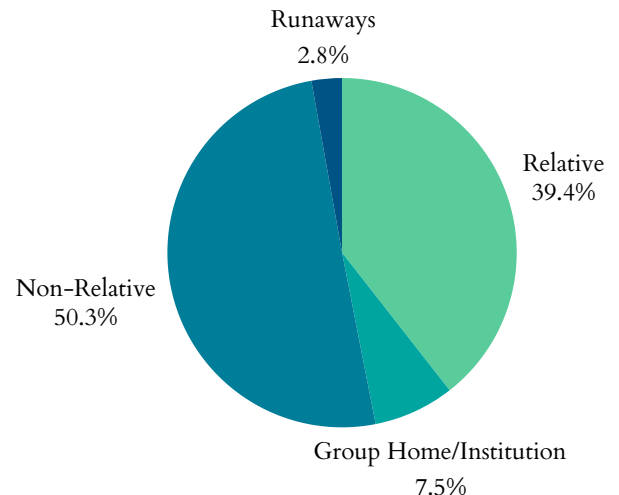
## Age Distribution of Maltreatment Victims, 2022



# New Mexico's Children

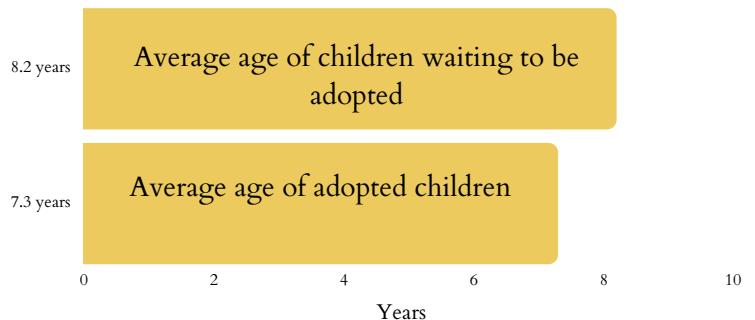
## Foster Care and Adoptions

### Where are Children in Foster Care Staying? 2021



- In 2021, **68** children exited foster care due to age (25.3% decrease from 2020).
- **840** children were living with non-relatives; **659** stayed with a relative.
- **125** children were staying in group homes or institutions; **47** children classified as runaways.
- **4%** of households had a grandparent living with a grandchild.

### Adoption, 2020

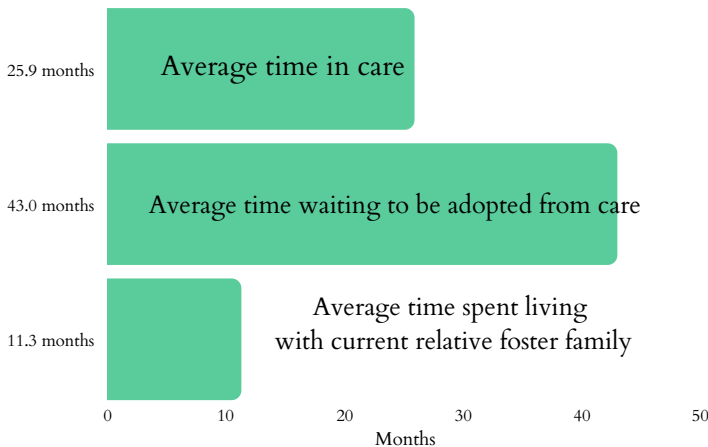


The decline since 2019 of children living in juvenile correction facilities.

# 27%

- **2,748** total children were served by the foster care system in FY 2022.
- **1,800** in care as of 09/30/2022.
- During 2022, **927** children entered care and **950** exited.
- **203** children were adopted; **704** were waiting to be adopted.
- **2.2%** decrease in the number of children in care between 2021-2022. Adoptions from the system also decreased by **36.4%** from 2021.

### Duration in Care, 2021



The decrease since 2020 in children transitioning from foster care to independence.

# 25.3%

## Juvenile Justice

- **2,852** total arrests for children under 18 in 2019.
- **219** for Disorderly Conduct.
- **265** for Property Crimes.
- **438** for Drug Abuse Violations.
- **198** children lived in juvenile correction facilities in 2021 (decrease from **270** kids in 2019; 27% decline).



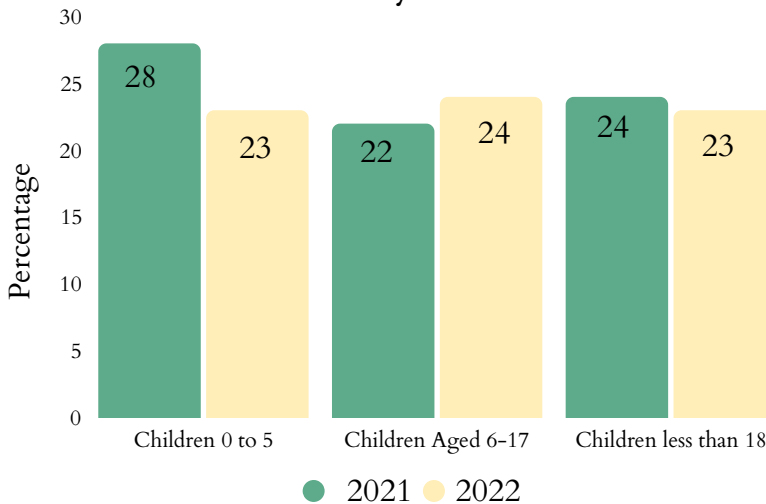
# New Mexico's Children

## Child Poverty

- **147,000** children lived with parents who lacked secure employment in 2022 (32% of all children).
- **28%** of children lived in households with a high housing cost burden.
- Average number of TANF recipients fell from **29,944** in 2021 to **27,996** in 2022 (6.5% decrease).

- The state spent **\$17,516,574** on WIC in 2022, serving **32,169** people: a 3.9% decrease in total participants and 0.5% decrease in spending since 2021.
- **285,220** people were food insecure in 2021, including **90,490** children.
- **41.1%** of households receiving SNAP benefits in 2019 had children.

### Child Poverty Over Time



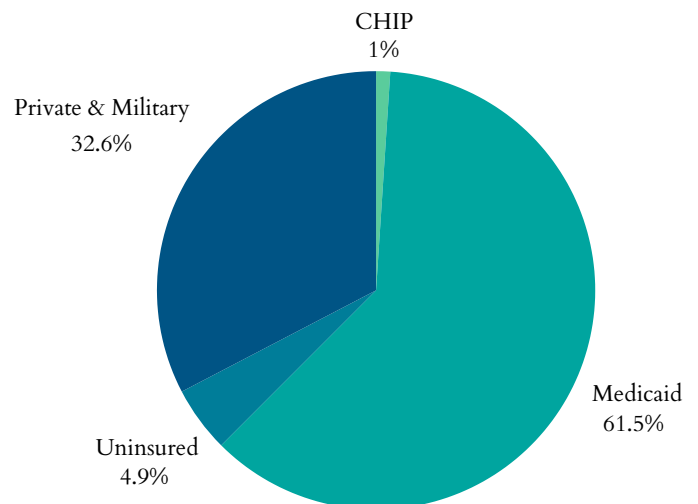
## Teens & Youth

- **10,000** youth (16-19yrs) were not in school nor working in 2022 (9%).
- In 2020, there were **zero** reports of suicide among children aged 10-14 and **81** reports among ages 15-24.
- **41** children <19yrs were killed by a firearm in New Mexico in 2020.

## Health

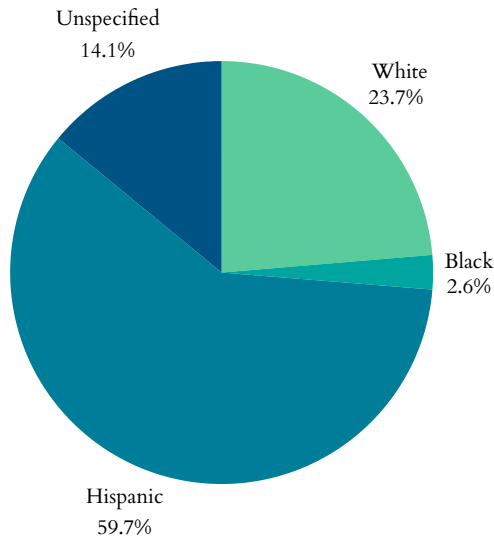
- **18,000** children had no health insurance in 2022 (43.75% decrease from 2021).
- **404,719** children were enrolled in Medicaid in 2021 (1.9% increase from 2020).
- **6,830** children in New Mexico were in the state Children Health Insurance Program (CHIP) in 2021 (29% decrease from 2020).

### Health Insurance Coverage for Children, 2021



# New Mexico's Children

## Percentage of All Preterm Births by Race or Ethnicity, 2021



- 2,009 low birth-weight babies (<5.5lbs) born in 2021 (9.4% of births).
- 2,142 preterm births (<37wks) in 2021 (10% of births).
  - 8.82% of all White babies
  - 15.05% of all Black babies
- 1,324 births to mothers aged 15-19 in 2021 -- a rate of **19** in every 1,000 teen girls.
- 102 infants aged <1yr died in 2021; a rate of **4.8** per 1,000.

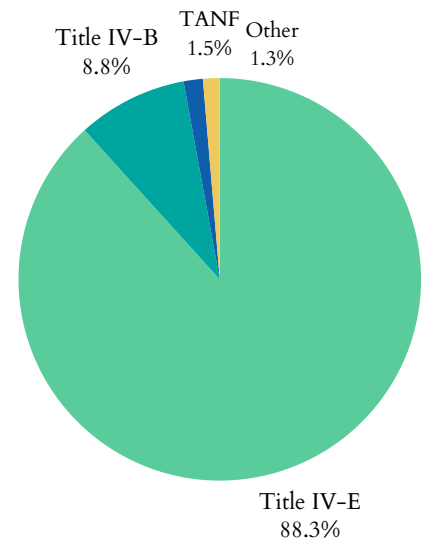
## Medicaid Expansion

New Mexico has been a Medicaid expansion state since 01/01/2014

## Funding for Child Welfare Services

- New Mexico spent \$88,937,542.42 on child welfare services in 2020.
  - Child welfare services = direct and administrative services
- \$58,272,428 = from the federal government
- \$29,336,431 = from state and local funds.

## Federal Funding Sources, 2020



The significant funding sectors of the \$58,272,428 in federal funding received in New Mexico in 2020:

- \$24,819,697 as part of the Title IV-E Total Foster Care Program.
- \$25,591,795 as part of the Title IV-E Adoption Assistance Program.
- New Mexico's sum of expenditures for Social Service Block Grants in 2021 was \$7,957,853

