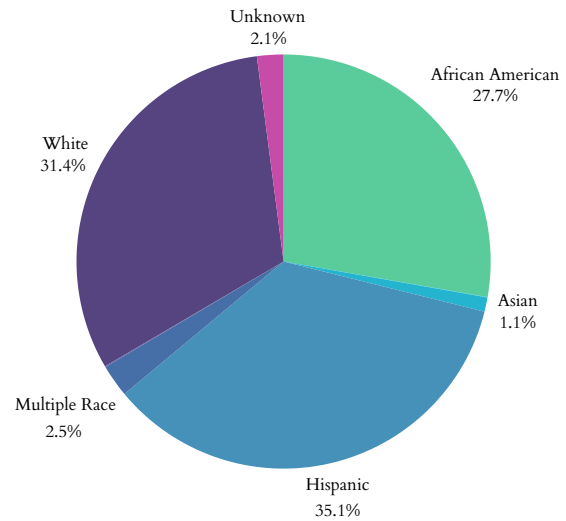


# New Jersey's Children

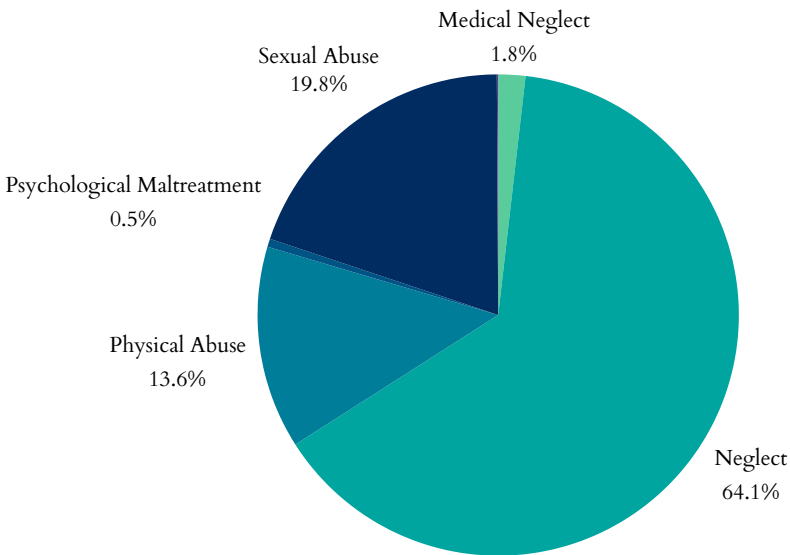
## Child Maltreatment

- In 2022, New Jersey had **57,068** total referrals for child abuse and neglect. Of those, 57,068 were screened in for response by CPS.
- **3,146** child victims of abuse or neglect, at a rate of 1.6 children per 1,000 (47.6% decrease since 2018).
- Of the 3,146 children, **2,574** were first-time victims.
- Largest age group of victims = **<1 years**, representing 394 of the 3,146 cases.

## Child Victims by Race or Ethnicity, 2022



## Types of Maltreatment Victims, 2022



## Perpetrators of child maltreatment (2022):

- **76%** = parents of the child.
- **24%** = non-parents or unknown relationship.

## Child victims (2022):

- **58%** = female; **42%** = male.

- Child fatalities increased from **10** in 2021 to **19** in 2022.
- New Jersey reported **3** total child victims of sex trafficking.
- Post-response services given to **1,655** victims and **14,088** non-victims.

## Plans for Safe Care

- In 2022, New Jersey reported **403** infants screened with prenatal substance exposure.
- New Jersey reported **121** plans of safe care for screened-in infants.

New Jersey has a Family First plan submitted for approval by administration.

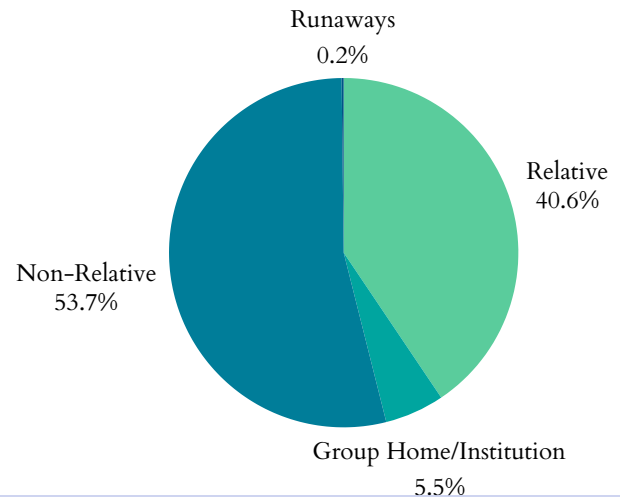
## Age Distribution of Maltreatment Victims, 2022



# New Jersey's Children

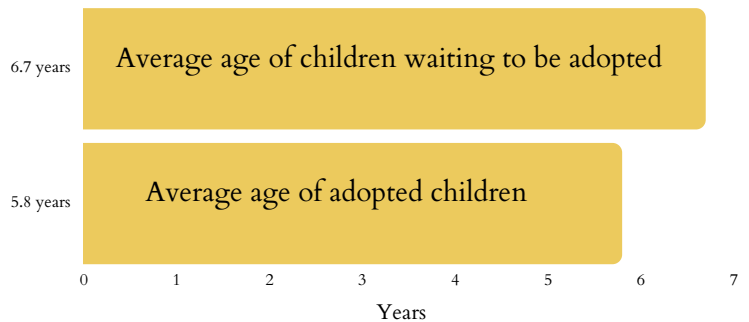
## Foster Care and Adoptions

### Where are Children in Foster Care Staying? 2021



- In 2021, **173** children exited foster care due to age (13.9% decrease from 2020).
- **1,698** children were living with non-relatives; **1,282** stayed with a relative.
- **174** children were staying in group homes or institutions; **6** children classified as runaways.
- **4%** of households had a grandparent living with a grandchild.

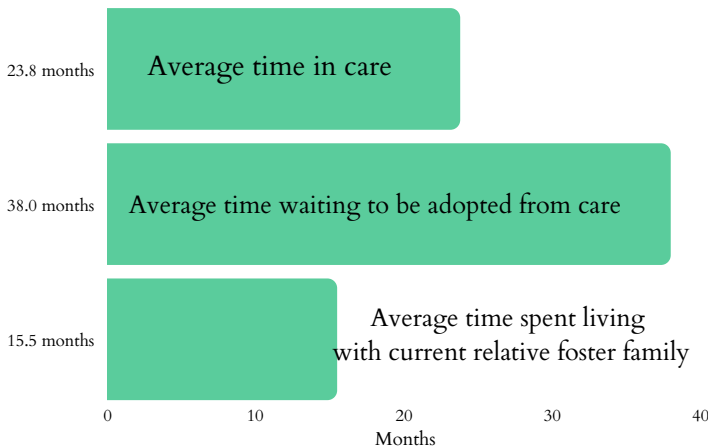
### Adoption, 2020



**26%** The decline since 2019 of children living in juvenile correction facilities.

- **4,625** total children were served by the foster care system in FY 2022.
- **2,786** in care as of 09/30/2022.
- During 2022, **1,468** children entered care and **1,844** exited.
- **569** children were adopted; **1,061** were waiting to be adopted.
- **12.6%** decrease in the number of children in care between 2021-2022. Adoptions from the system also decreased by **11%** from 2021.

### Duration in Care, 2021



**13.9%** The decrease since 2020 in children transitioning from foster care to independence.

## Juvenile Justice

- **13,360** total arrests for children under 18 in 2019.
- **1,101** for Disorderly Conduct.
- **2,199** for Property Crimes.
- **2,959** for Drug Abuse Violations.
- **378** children lived in juvenile correction facilities in 2021 (decrease from **513** kids in 2019; 26% decline).



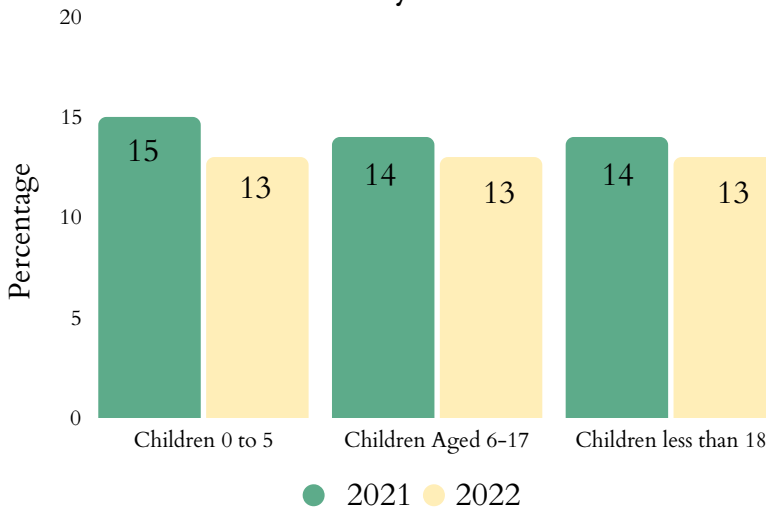
# New Jersey's Children

## Child Poverty

- **483,000** children lived with parents who lacked secure employment in 2022 (24% of all children).
- **35%** of children lived in households with a high housing cost burden.
- Average number of TANF recipients rose from **21,645** in 2021 to **22,670** in 2022 (4.7% decrease).

- The state spent **\$37,465,459** on WIC in 2022, serving **146,668** people: a 3.5% increase in total participants and 2.7% increase in spending since 2021.
- **812,440** people were food insecure in 2021, including **197,280** children.
- **38%** of households receiving SNAP benefits in 2019 had children.

### Child Poverty Over Time



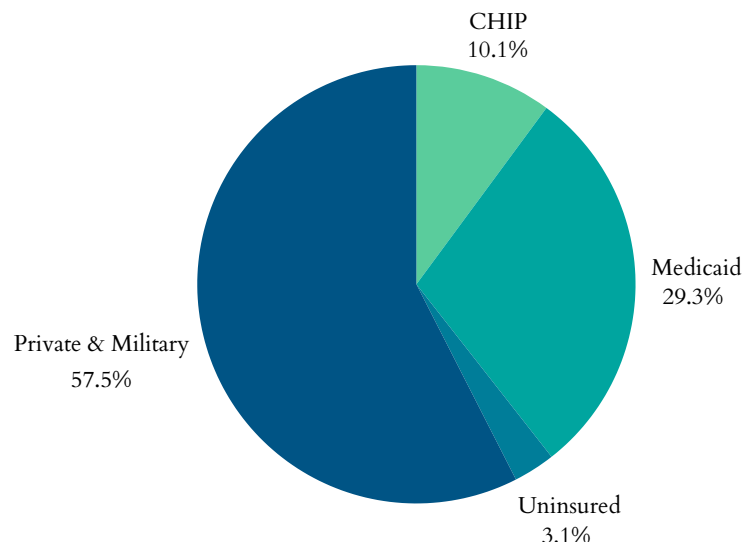
## Health

- **82,000** children had no health insurance in 2022 (7.89% increase from 2021).
- **724,704** children were enrolled in Medicaid in 2021 (5.2% increase from 2020).
- **250,049** children in New Jersey were in the state Children Health Insurance Program (CHIP) in 2021 (4.6% decrease from 2020).

## Teens & Youth

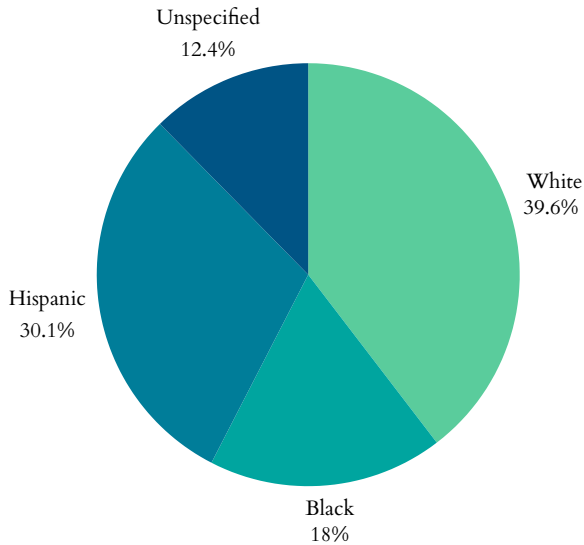
- **21,000** youth (16-19yrs) were not in school nor working in 2022 (5%).
- In 2020, there were **zero** reports of suicide among children aged 10-14 and 75 reports among ages 15-24.
- **31** children <19yrs were killed by a firearm in New Jersey in 2020.

### Health Insurance Coverage for Children, 2021



# New Jersey's Children

## Percentage of All Preterm Births by Race or Ethnicity, 2021



## Funding for Child Welfare Services

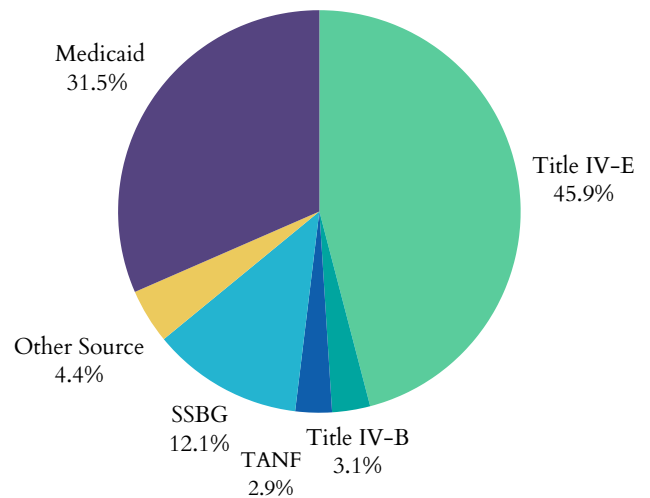
- New Jersey spent **\$1,101,390,224** on child welfare services in 2020.
  - Child welfare services = direct and administrative services
- **\$420,941,309** = from the federal government
- **\$669,991,030** = from state and local funds.

- **7,844** low birth-weight babies (<5.5lbs) born in 2021 (7.7% of births).
- **9,313** preterm births (<37wks) in 2021 (9.2% of births).
  - 7.8% of all White babies
  - 13.05% of all Black babies
- **2,253** births to mothers aged 15-19 in 2021 - a rate of 8 in every 1,000 teen girls.
- **355** infants aged <1yr died in 2021; a rate of 3.5 per 1,000.

## Medicaid Expansion

New Jersey has been a Medicaid expansion state since 01/01/2014

## Federal Funding Sources, 2020



The significant funding sectors of the **\$420,941,309.00** in federal funding received in New Jersey in 2020:

- **\$100,247,544** as part of the Title IV-E Total Foster Care Program.
- **\$85,055,793** as part of the Title IV-E Adoption Assistance Program.
- New Jersey's sum of expenditures for Social Service Block Grants in 2021 was **\$50,535,946**

