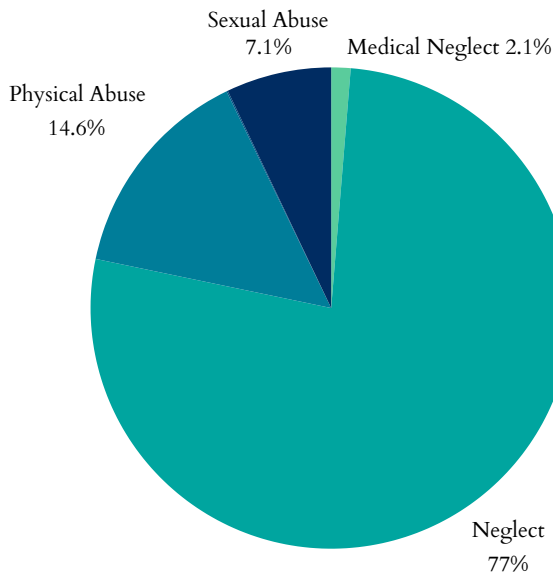


Nevada's Children

Child Maltreatment

- In 2022, Nevada had **41,921** total referrals for child abuse and neglect. Of those, **16,117** were screened in for response by CPS.
- **5,851** child victims of abuse or neglect, at a rate of 8.5 children per 1,000 (14.5% increase since 2018).
- Of the 5,851 children, **3,852** were first-time victims.
- Largest age group of victims = **<1 years**, representing 903 of the 5,851 cases.

Types of Maltreatment Victims, 2022

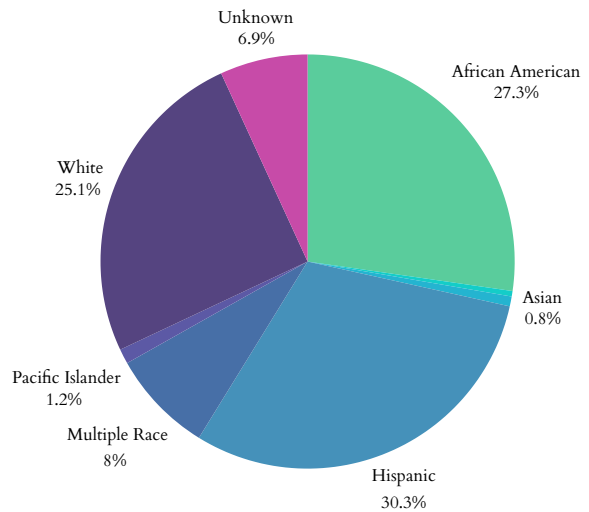


Plans for Safe Care

- In 2022, Nevada reported **747** infants screened with prenatal substance exposure.
- Nevada reported **48** plans of safe care for screened-in infants.

Nevada has a Family First plan approved by the administration and implemented in October 2023.

Child Victims by Race or Ethnicity, 2022



Perpetrators of child maltreatment (2022):

- **83%** = parents of the child.
- **17%** = non-parents or unknown relationship.

Child victims (2022):

- **52%** = female; **48%** = male.

- Child fatalities decreased from **27** in 2021 to **15** in 2022.
- Nevada had no reports of child victims of sex trafficking.
- Post-response services were given to **3,047** victims and **5,309** non-victims.

Age Distribution of Maltreatment Victims, 2022

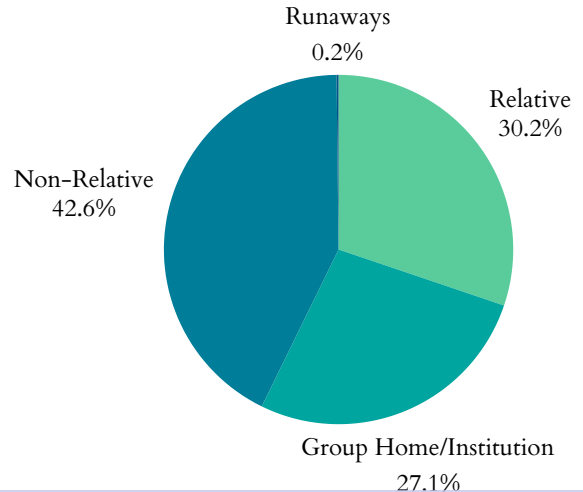


Nevada's Children

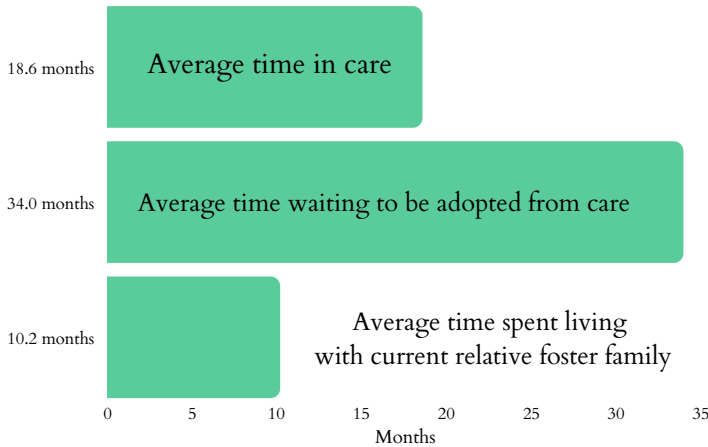
Foster Care and Adoptions

- **6,783** total children were served by the foster care system in FY 2022.
- **4,047** in care as of 09/30/2022.
- During 2022, **2,650** children entered care and **2,736** exited.
- **744** children were adopted; **1,470** were waiting to be adopted.
- **3.3%** decrease in the number of children in care between 2021-2022. Adoptions from the system increased by **2.3%** from 2021.

Where are Children in Foster Care Staying? 2021



Duration in Care, 2021



- In 2021, **164** children exited foster care due to age (**1.23%** increase from 2020).
- **1,881** children were living with non-relatives; **1,792** stayed with a relative.
- **184** children were staying in group homes or institutions; **63** children classified as runaways.
- **4%** of households had a grandparent living with a grandchild.

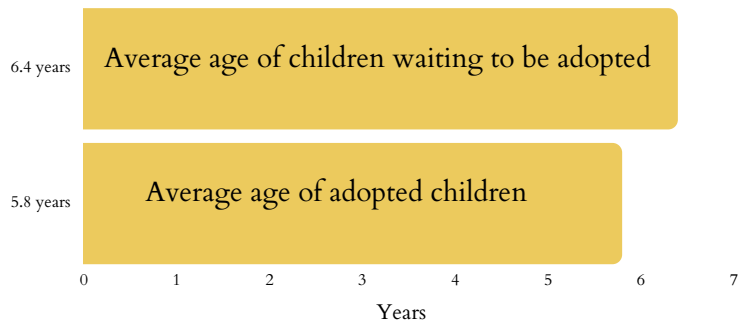
8.5%

The increase since 2020 in children transitioning from foster care to independence.

Juvenile Justice

- **10,818** total arrests for children under 18 in 2019.
- **1,216** for Disorderly Conduct.
- **1,246** for Property Crimes.
- **1,778** for Drug Abuse Violations.
- **342** children lived in juvenile correction facilities in 2021 (decrease from **546** kids in 2019; **37%** decline).

Adoption, 2020



37%

The decline since 2019 of children living in juvenile correction facilities.



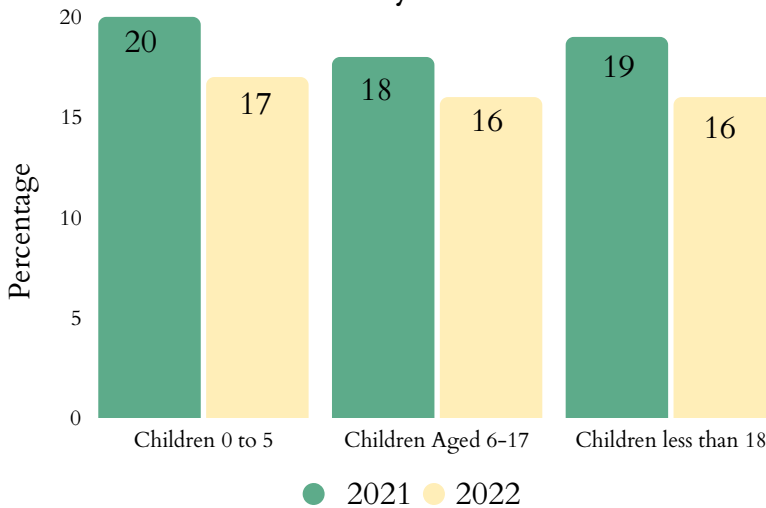
Nevada's Children

Child Poverty

- **195,000** children lived with parents who lacked secure employment in 2022 (28% of all children).
- **35%** of children lived in households with a high housing cost burden.
- Average number of TANF recipients rose from **14,546** in 2021 to **15,821** in 2022 (8.8% increase).

- The state spent **\$16,196,223** on WIC in 2022, serving **51,973** people: a 7.5% decrease in total participants and 6% increase in spending since 2021.
- **409,540** people were food insecure in 2021, including **129,350** children.
- **35.5%** of households receiving SNAP benefits in 2019 had children.

Child Poverty Over Time



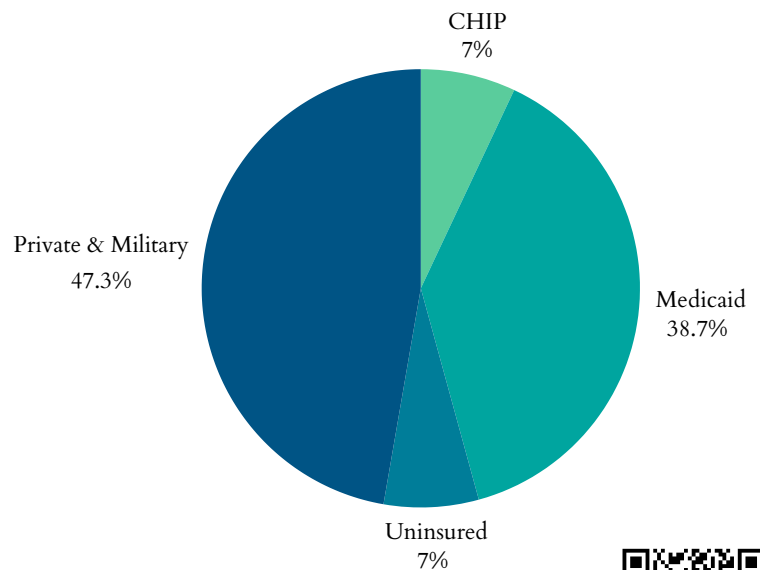
Teens & Youth

- **14,000** youth (16-19yrs) were not in school nor working in 2022 (9%).
- In 2020, there were **zero** reports of suicide among children aged 10-14 and 72 reports among ages 15-24.
- **48** children <19yrs were killed by a firearm in Nevada in 2020.

Health

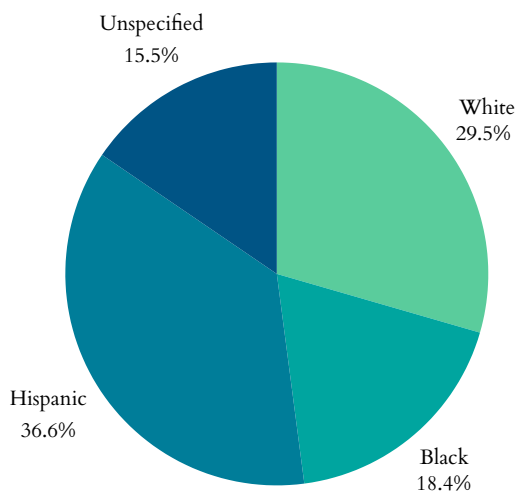
- **55,000** children had no health insurance in 2022 (12.7% decrease from 2021).
- **349,006** children were enrolled in Medicaid in 2021 (7.4% decrease from 2020).
- **63,132** children in Nevada were in the state Children Health Insurance Program (CHIP) in 2021 (4.1% decrease from 2020).

Health Insurance Coverage for Children, 2021



Nevada's Children

Percentage of All Preterm Births by Race or Ethnicity, 2021



- **3,255** low birth-weight babies (<5.5lbs) born in 2021 (9.7% of births).
- **3,779** preterm births (<37wks) in 2021 (11.2% of births).
 - 9.4% of all White babies
 - 15.6% of all Black babies
- **1,384** births to mothers aged 15-19 in 2021 -- a rate of 15 in every 1,000 teen girls.
- **190** infants aged <1yr died in 2021; a rate of 5.6 per 1,000.

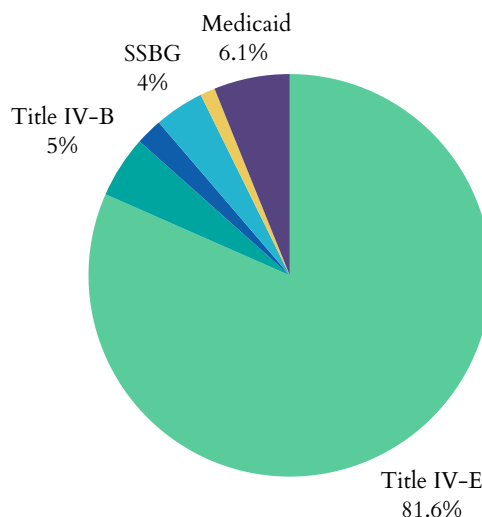
Medicaid Expansion

Nevada has been a Medicaid expansion state since 01/01/2014

Funding for Child Welfare Services

- Nevada spent **\$253,074,236.01** on child welfare services in 2020.
 - Child welfare services = direct and administrative services
- **\$114,092,179.69** = from the federal government
- **\$138,642,563.84** = from state and local funds.

Federal Funding Sources, 2020



The significant funding sectors of the **\$114,092,179.69** in federal funding received in Nevada in 2020:

- **\$40,775,340.00** as part of the Title IV-E Total Foster Care Program.
- **\$41,000,662.00** as part of the Title IV-E Adoption Assistance Program.
- Nevada's sum of expenditures for Social Service Block Grants in 2021 was **\$14,785,258**

