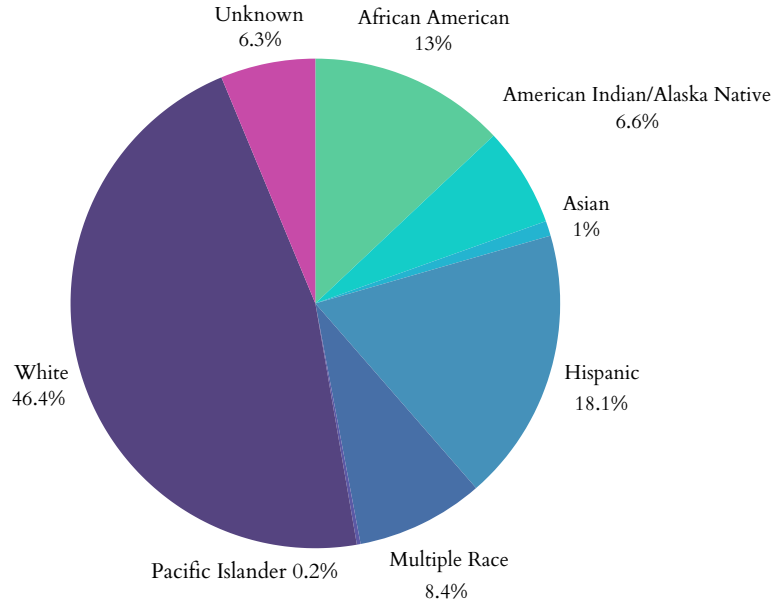


Nebraska's Children

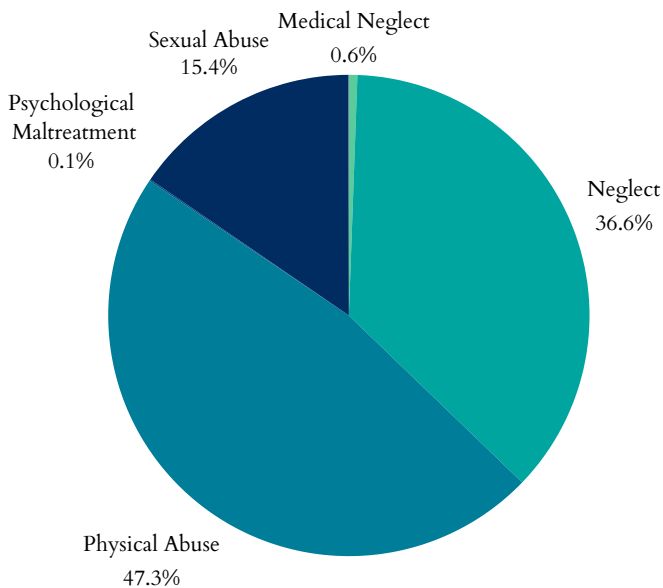
Child Maltreatment

- In 2022, Nebraska had **37,193** total referrals for child abuse and neglect. Of those, **13,845** were screened in for response by CPS.
- **2,026** child victims of abuse or neglect, at a rate of 4.3 children per 1,000 (22% decrease since 2018).
- Of the 2,026 children, **1,557** were first-time victims.
- Largest age group of victims = **<1 years**, representing 253 of the 2,026 cases.

Child Victims by Race or Ethnicity, 2022



Types of Maltreatment Victims, 2022



Perpetrators of child maltreatment (2022):

- **78%** = parents of the child.
- **22%** = non-parents or unknown relationship.

Child victims (2022):

- **54%** = female; **46%** = male.

- Child fatalities increased from **1** in 2021 to **3** in 2022.
- Nebraska reported **20** total child victims of sex trafficking.
- Post-response services given to **1,588** victims and **12,710** non-victims.

Plans for Safe Care

- In 2022, Nebraska reported **159** infants screened with prenatal substance exposure.
- Nebraska reported **30** plans of safe care for screened-in infants.

Nebraska has a family first plan approved by the Administration.

Age Distribution of Maltreatment Victims, 2022

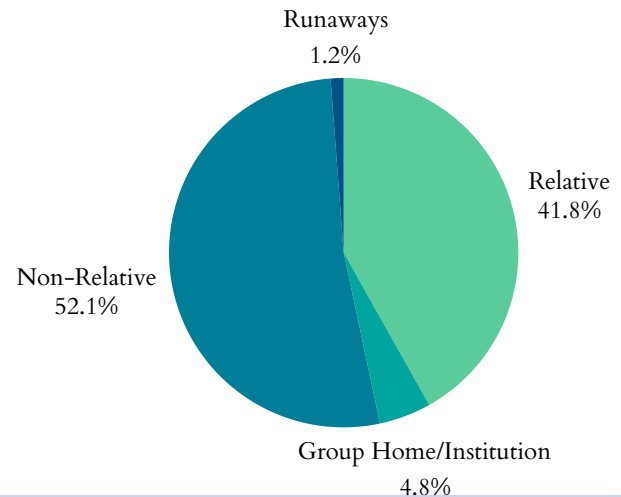


Nebraska's Children

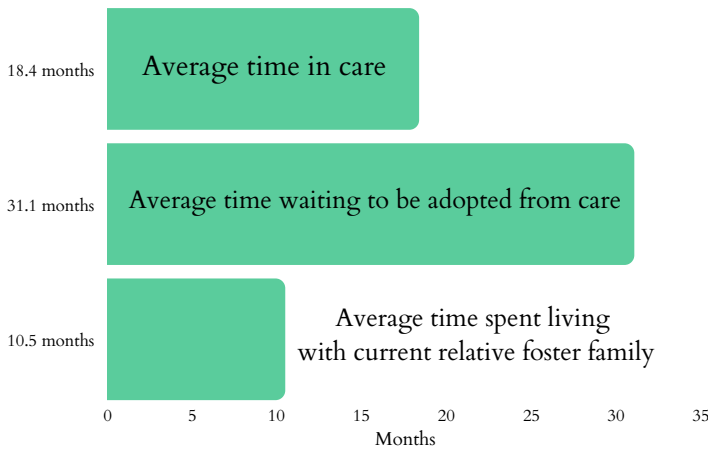
Foster Care and Adoptions

- **5,671** total children were served by the foster care system in FY 2022.
- **3,873** in care as of 09/30/2022.
- During 2022, **1,929** children entered care and **1,798** exited.
- **392** children were adopted; **807** were waiting to be adopted.
- **1%** increase in the number of children in care between 2021-2022. Adoptions from the system increased by **6.5%** from 2021.

Where are Children in Foster Care Staying? 2021



Duration in Care, 2021



- In 2021, **110** children exited foster care due to age (**8.9%** increase from 2020).
- **1,647** children were living with non-relatives; **1,322** stayed with a relative.
- **152** children were staying in group homes or institutions; **38** children classified as runaways.
- **3%** of households had a grandparent living with a grandchild.

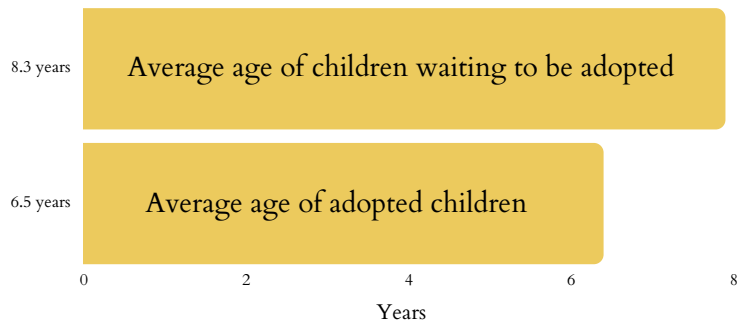
8.9%

The increase since 2020 in children transitioning from foster care to independence.

Juvenile Justice

- **8,282** total arrests for children under 18 in 2019.
- **398** for Disorderly Conduct.
- **1,846** for Property Crimes.
- **1,111** for Drug Abuse Violations.
- **207** children lived in juvenile correction facilities in 2021 (decrease from **309** kids in 2019; **33%** decline).

Adoption, 2020



33%

The decline since 2019 of children living in juvenile correction facilities.



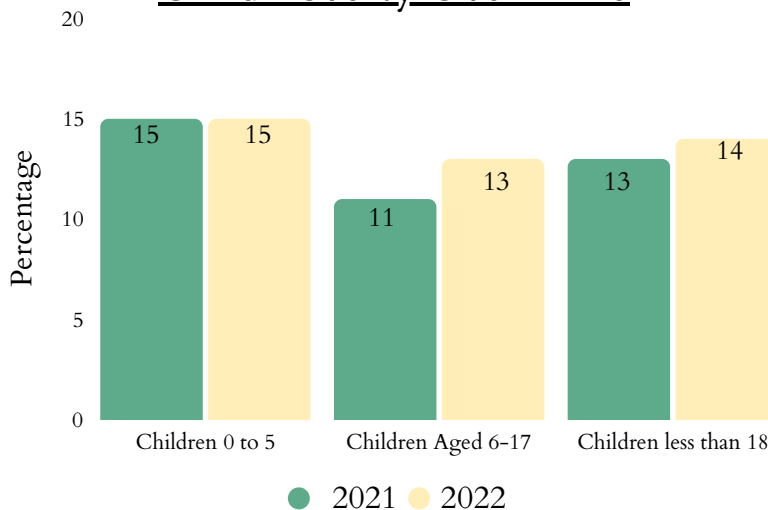
Nebraska's Children

Child Poverty

- 94,000 children lived with parents who lacked secure employment in 2021 (19% of all children).
- 22% of children lived in households with a high housing cost burden.
- Average number of TANF recipients fell from 8,003 in 2021 to 6,299 in 2022 (21.3% decrease).

- The state spent \$11,110,910 on WIC in 2022, serving 35,243 people: 1.49% increase in total participants and 8.26% increase in spending since 2021.
- 195,670 people were food insecure in 2021, including 58,070 children.
- 46.1% of households receiving SNAP benefits in 2019 had children.

Child Poverty Over Time



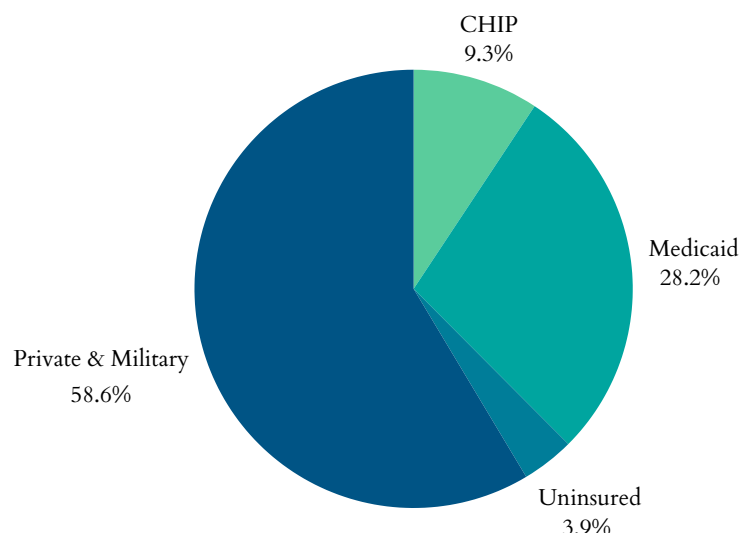
Teens & Youth

- 3,000 of youth (16-19yrs) were not in school nor working in 2022 (3%).
- In 2020, there were zero reports of suicide among children aged 10-14 and 42 reports among ages 15-24.
- 22 children <19yrs were killed by a firearm in Nebraska in 2020.

Health

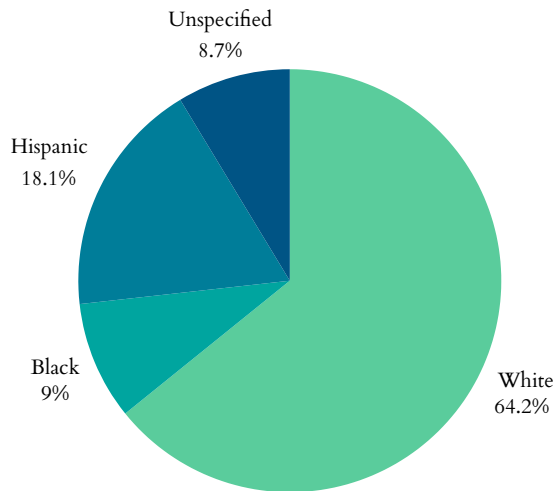
- 23,000 children had no health insurance in 2022 (4.2% decrease from 2021).
- 174,328 children were enrolled in Medicaid in 2021 (3% increase from 2020).
- 57,523 children in Nebraska were in the state Children Health Insurance Program (CHIP) in 2021 (7.6% decrease from 2020).

Health Insurance Coverage for Children, 2021



Nebraska's Children

Percentage of All Preterm Births by Race or Ethnicity, 2021



- 1,880 low birth-weight babies (<5.5lbs) born in 2021 (7.6% of births).
- 2,653 preterm births (<37wks) in 2021 (10.8%).
 - 10.16% of all White babies
 - 15.66% of all Black babies
- 944 births to mothers aged 15-19 in 2021 -- a rate of 14 in every 1,000 teen girls.
- 133 infants aged <1yr died in 2021 -- a rate of 5 per 1,000.

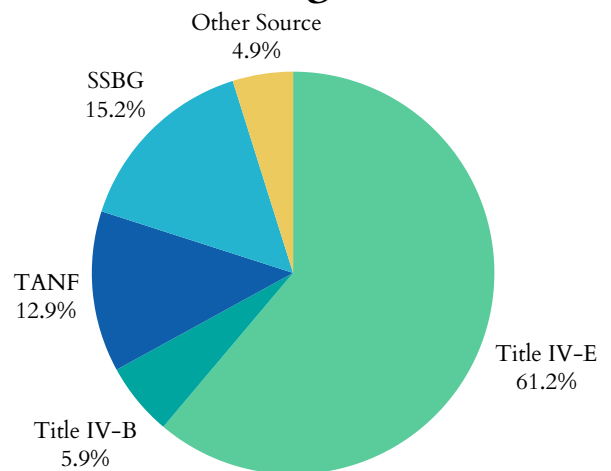
Medicaid Expansion

Nebraska has been a Medicaid expansion state since 01/01/2014

Funding for Child Welfare Services

- Nebraska spent \$157,510,499.71 on child welfare services in 2020.
 - Child welfare services = direct and administrative services
- \$67,583,829.11 = from the federal government
- \$87,480,085.78 = from state and local funds.

Federal Funding Sources, 2021



The significant funding sectors of the \$157,510,499.71 in federal funding received in Nebraska in 2020:

- \$7,055,950.00 as part of the Title IV-E Total Foster Care Program.
- \$25,084,271.00 as part of the Title IV-E Adoption Assistance Program.
- Nebraska's sum of expenditures for Social Service Block Grants in 2020 was \$10,290,474

