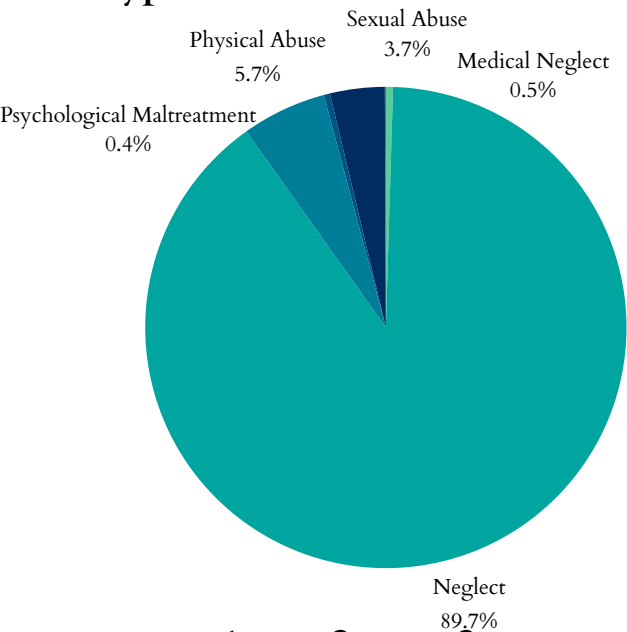


Montana's Children

Child Maltreatment

- In 2022, Montana had **11,597** total referrals for child abuse and neglect. Of those, 7,301 were screened in for response by CPS.
- **2,714** child victims of abuse or neglect, at a rate of 11.6 children per 1,000 (27.9% decrease since 2018).
- Of the 2,714 children, **2,173** were first-time victims.
- Largest age group of victims = **<1 years**, representing 342 of the 2,714 cases.

Types of Maltreatment Victims, 2022

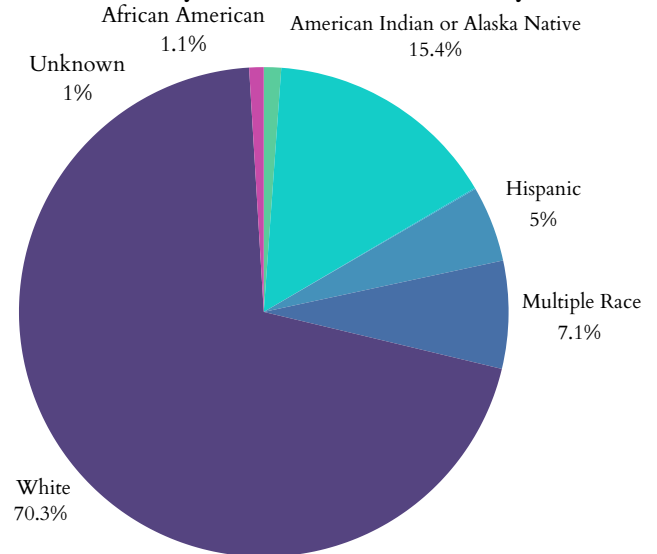


Plans for Safe Care

- In 2022, Montana reported **zero** infants screened with prenatal substance exposure.
- Montana reported **zero** plans of safe care for screened-in infants.

Montana has a Family First plan approved by the administration.

Child Victims by Race or Ethnicity, 2022



Perpetrators of child maltreatment (2022):

- **89.04%** = parents of the child.
- **10.96%** = non-parents or unknown relationship.

Child victims (2022):

- **50.11%** = female; **49.78%** = male.

- Child fatalities decreased from **2** in 2021 to **1** in 2022.
- Montana reported **2** total child victims of sex trafficking.
- Post-response services were given to **1,327** victims and **774** non-victims.

Age Distribution of Maltreatment Victims, 2022

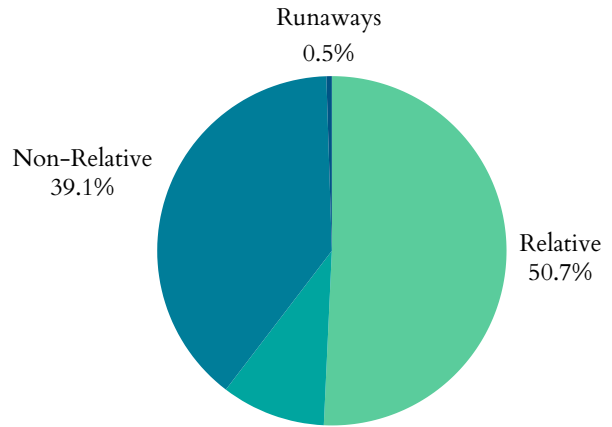


Montana's Children

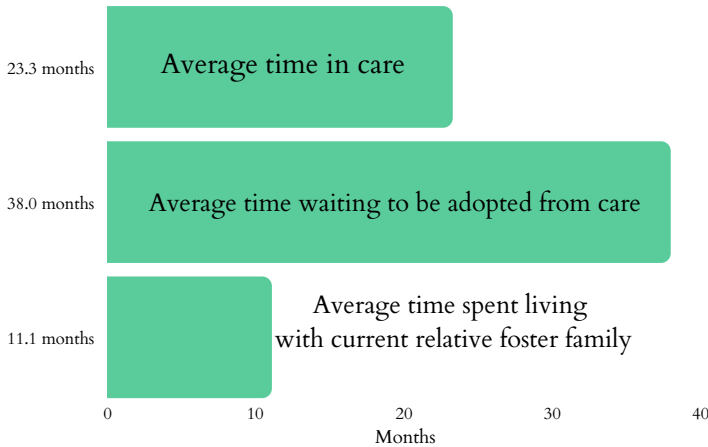
Foster Care and Adoptions

- **4,434** total children were served by the foster care system in FY 2022.
- **2,672** in care as of 09/30/2022.
- During 2022, **1,398** children entered care and **1,764** exited.
- **340** children were adopted; **553** were waiting to be adopted.
- **13.33%** decrease in the number of children in care between 2021-2022. Adoptions from the system increased by **8.63%** from 2021.

Where are Children in Foster Care Staying? 2021



Duration in Care, 2021



- In 2021, **92** children exited foster care due to age (**9.8%** decrease from 2020).
- **1,010** children were living with non-relatives; **1,310** stayed with a relative.
- **249** children were staying in group homes or institutions; **13** children classified as runaways.
- **3.6%** of households had a grandparent living with a grandchild.


9.8%

The decrease since 2020 in children transitioning from foster care to independence.

Juvenile Justice

- **4,355** total arrests for children under 18 in 2019.
- **413** for Disorderly Conduct.
- **658** for Property Crimes.
- **324** for Drug Abuse Violations.
- **99** children lived in juvenile correction facilities in 2021 (decrease from **138** kids in 2019; **28.3%** decline).

Adoption, 2020



28.3%

The decline since 2019 of children living in juvenile correction facilities.



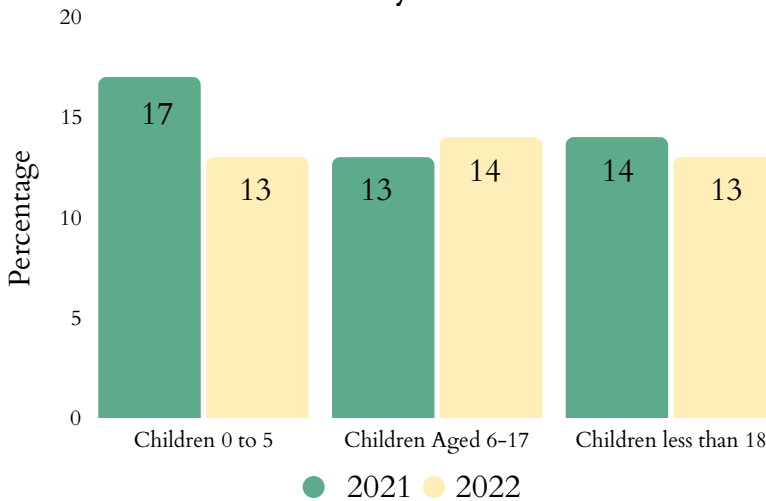
Montana's Children

Child Poverty

- **58,000** children lived with parents who lacked secure employment in 2022 (25% of all children).
- **21%** of children lived in households with a high housing cost burden.
- Average number of TANF recipients fell from **4,944** in 2021 to **4,252** in 2022 (14% decrease).

- The state spent **\$6,563,192** on WIC in 2022, serving **13,825** people: a 2.54% decrease in total participants and 2.1% increase in spending since 2021.
- **93,720** people were food insecure in 2021, including **28,410** children.
- **38.5%** of households receiving SNAP benefits in 2019 had children.

Child Poverty Over Time



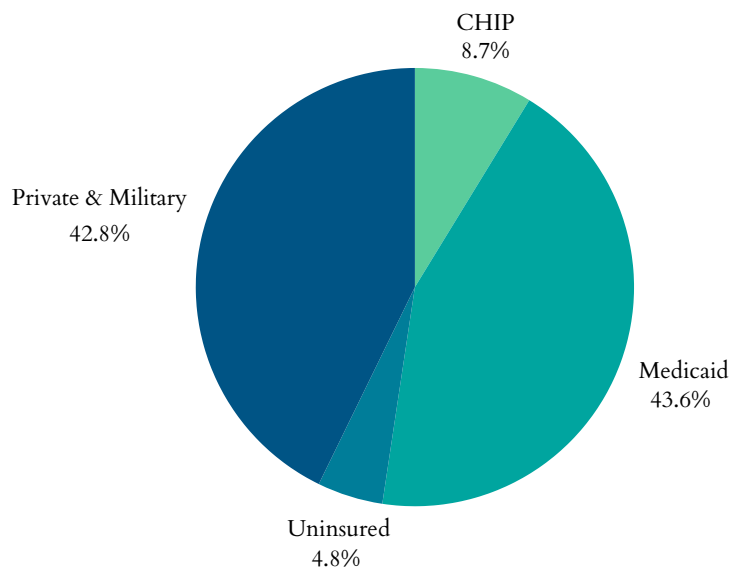
Teens & Youth

- **4,000** youth (16-19yrs) were not in school nor working in 2022 (8%).
- In 2020, there were **zero** reports of suicide among children aged 10-14 and 46 reports among ages 15-24.
- **14** children <19yrs were killed by a firearm in Montana in 2020.

Health

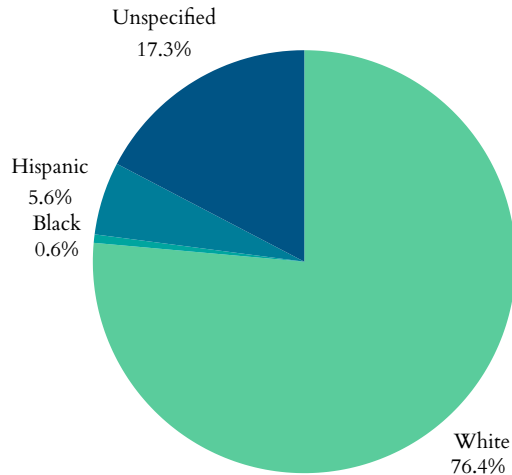
- **17,000** children had no health insurance in 2022 (0% decrease/increase from 2021).
- **95,000** children were enrolled in Medicaid in 2022 (2.15% increase from 2021).
- **30,652** children in Montana were in the state Children Health Insurance Program (CHIP) in 2021 (25.11% decrease from 2020).

Health Insurance Coverage for Children, 2021



Montana's Children

Percentage of All Preterm Births by Race or Ethnicity, 2021



- **853** low birth-weight babies (<5.5lbs) born in 2021 (7.6% of births).
- **1,090** preterm births (<37wks) in 2021 (9.72% of births).
 - 9.16% of all White babies
 - **Unreported** - % of all Black babies
- **442** births to mothers aged 15-19 in 2021 -- a rate of 14 in every 1,000 teen girls.
- **55** infants aged <1yr died in 2021; a rate of 4.9 per 1,000.

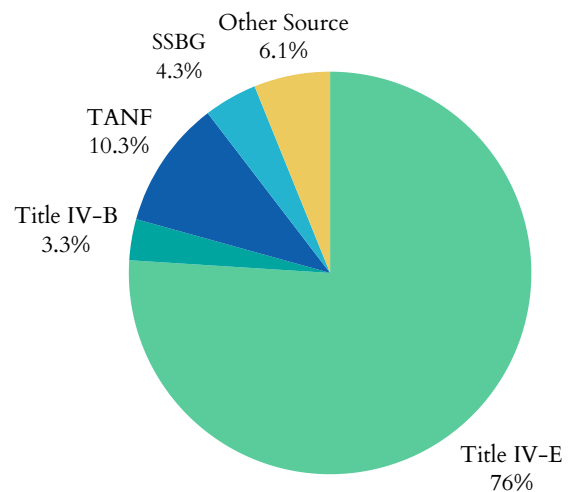
Medicaid Expansion

Montana has been a Medicaid expansion state since 01/01/2016.

Funding for Child Welfare Services

- Montana spent **\$111,734,767.36** on child welfare services in 2020.
 - Child welfare services = direct and administrative services
- **\$46,650,849.69** = from the federal government
- **\$63,224,023.05** = from state and local funds.

Federal Funding Sources, 2020



The significant funding sectors of the **\$46,650,849.69** in federal funding received in Montana in 2020:

- **\$15,354,863.80** as part of the Title IV-E Total Foster Care Program.
- **\$12,295,443.52** as part of the Title IV-E Adoption Assistance Program.
- Montana's sum of expenditures for Social Service Block Grants in 2021 was **\$7,662,227**

