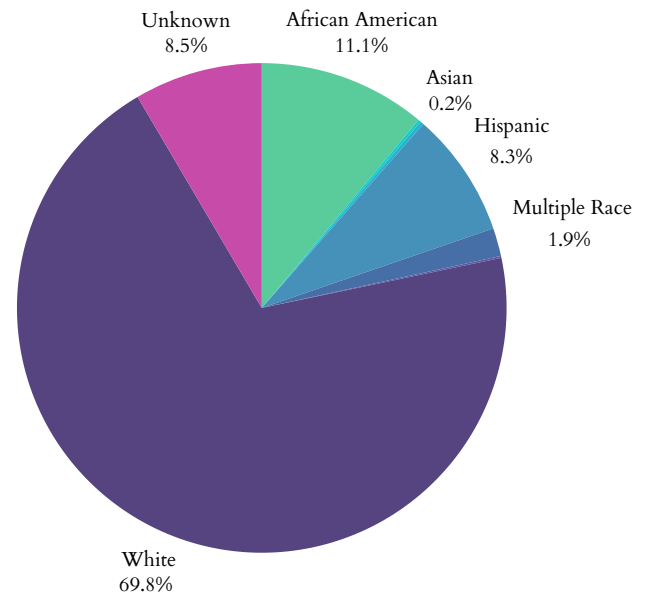


Missouri's Children

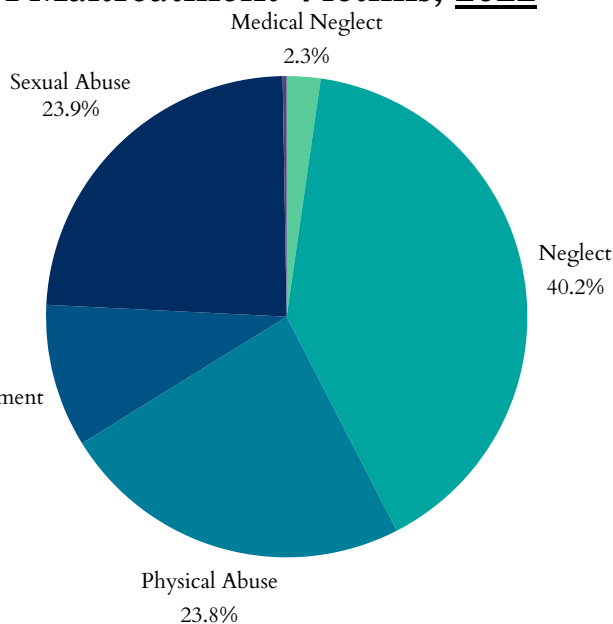
Child Maltreatment

- In 2022, Missouri had **82,177** total referrals for child abuse and neglect. Of those, **54,386** were screened in for response by CPS.
- **3,932** child victims of abuse or neglect, at a rate of 2.9 children per 1,000 (30.6% decrease since 2018).
- Of the 3,932 children, **3,420** were first-time victims.
- Largest age group of victims = **14 years**, representing 316 of the 3,932 cases.

Child Victims by Race or Ethnicity, 2022



Types of Maltreatment Victims, 2022



Perpetrators of child maltreatment (2022):

- **54.9%** = parents of the child.
- **45.1%** = non-parents or unknown relationship.

Child victims (2022):

- **59.28%** = female; **40.16%** = male.

- Child fatalities decreased from **75** in 2021 to **57** in 2022.
- Missouri reported **14** total child victims of sex trafficking.
- Post-response services were given to **2,352** victims and **14,617** non-victims.

Plans for Safe Care

- In 2022, Missouri reported **19** infants screened with prenatal substance exposure.
- Missouri reported **zero** plans of safe care for screened-in infants.

Missouri has a Family First plan approved by the administration.

Age Distribution of Maltreatment Victims, 2022

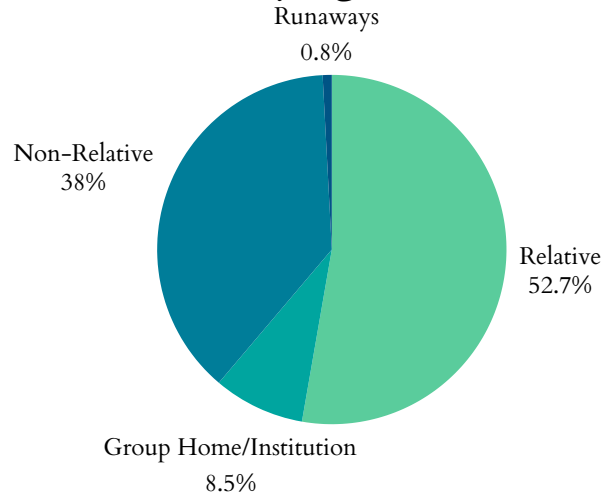


Missouri's Children

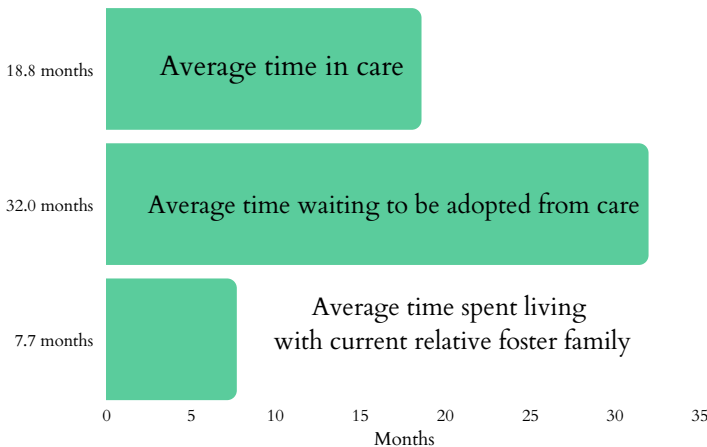
Foster Care and Adoptions

- **18,824** total children were served by the foster care system in FY 2022.
- **12,514** in care as of 09/30/2022.
- During 2022, **5,876** children entered care and **6,310** exited.
- **1,470** children were adopted; **2,451** were waiting to be adopted.
- **5.15%** decrease in the number of children in care between 2021-2022. Adoptions from the system increased by **3.59%** from 2021.

Where are Children in Foster Care Staying? 2021



Duration in Care, 2021



- In 2021, **601** children exited foster care due to age (**.33%** increase from 2020).
- **3,841** children were living with non-relatives; **5,336** stayed with a relative.
- **855** children were staying in group homes or institutions; **85** children classified as runaways.
- **4.4%** of households had a grandparent living with a grandchild.


.33%

The increase since 2020 in children transitioning from foster care to independence.

Juvenile Justice

- **10,435** total arrests for children under 18 in 2019.
- **918** for Disorderly Conduct.
- **1,799** for Property Crimes.
- **1,307** for Drug Abuse Violations.
- **612** children lived in juvenile correction facilities in 2021 (increase from **588** kids in 2019; **4.08%** increase).

Adoption, 2020



4.08%

The increase since 2019 of children living in juvenile correction facilities.



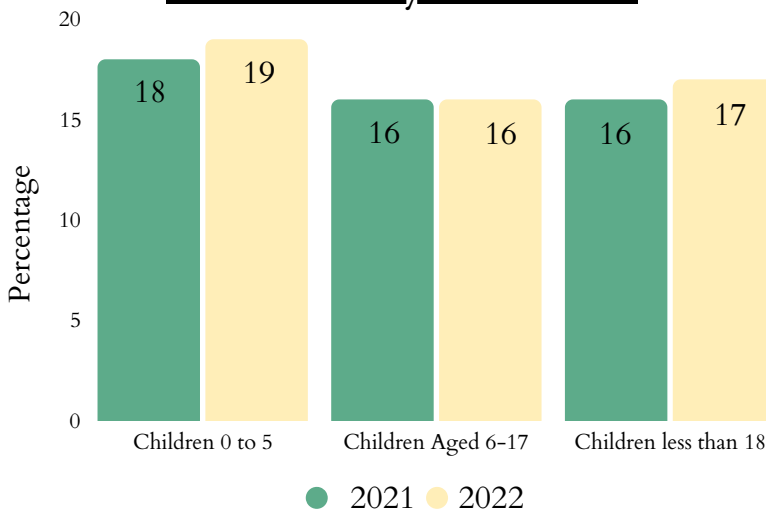
Missouri's Children

Child Poverty

- **336,000** children lived with parents who lacked secure employment in 2022 (25% of all children).
- **22%** of children lived in households with a high housing cost burden.
- Average number of TANF recipients fell from **15,333** in 2021 to **12,480** in 2022 (**18.61%** decrease).

- The state spent **\$29,789,561** on WIC in 2022, serving **83,666** people: a **4.34%** decrease in total participants and **4.72%** increase in spending since 2021.
- **715,170** people were food insecure in 2021, including **177,320** children.
- **44.8%** of households receiving SNAP benefits in 2019 had children.

Child Poverty Over Time



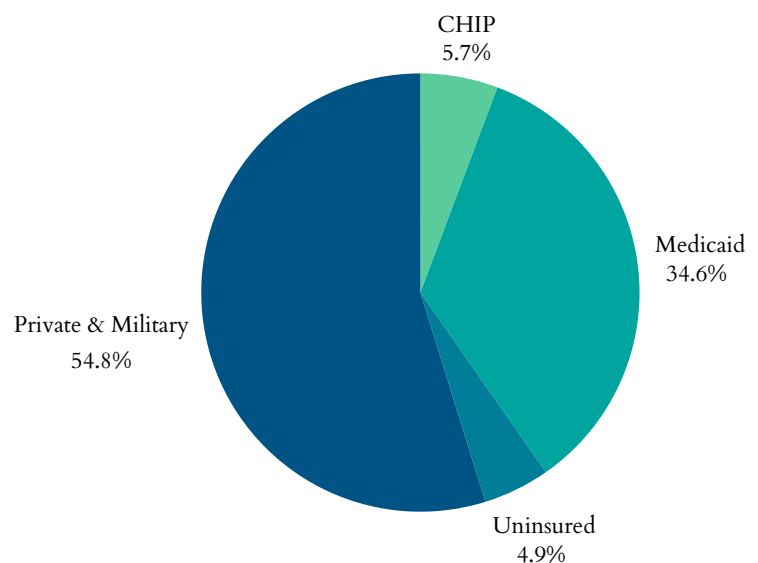
Teens & Youth

- **24,000** youth (16-19yrs) were not in school nor working in 2022 (7%).
- In 2020, there were **zero** reports of suicide among children aged 10-14 and **157** reports among ages 15-24.
- **131** children <19yrs were killed by a firearm in Missouri in 2020.

Health

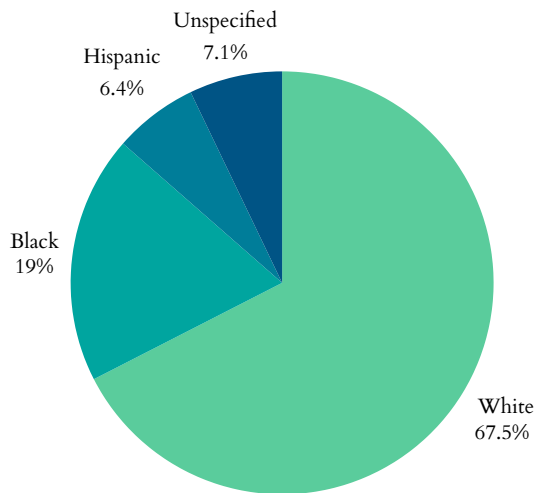
- **83,000** children had no health insurance in 2022 (**3.49%** decrease from 2021).
- **503,000** children were enrolled in Medicaid in 2022 (**3.29%** increase from 2021).
- **99,958** children in Missouri were in the state Children Health Insurance Program (CHIP) in 2021 (**14.79%** decrease from 2020).

Health Insurance Coverage for Children, 2021



Missouri's Children

Percentage of All Preterm Births by Race or Ethnicity, 2021



- 6,168 low birth-weight babies (<5.5lbs) born in 2021 (8.9% of births).
- 7,821 preterm births (<37wks) in 2021 (11.28% of births).
 - 10.42% of all White babies
 - 15.73% of all Black babies
- 3,312 births to mothers aged 15-19 in 2021 - a rate of 17 in every 1,000 teen girls.
- 394 infants aged <1yr died in 2021; a rate of 5.7 per 1,000.

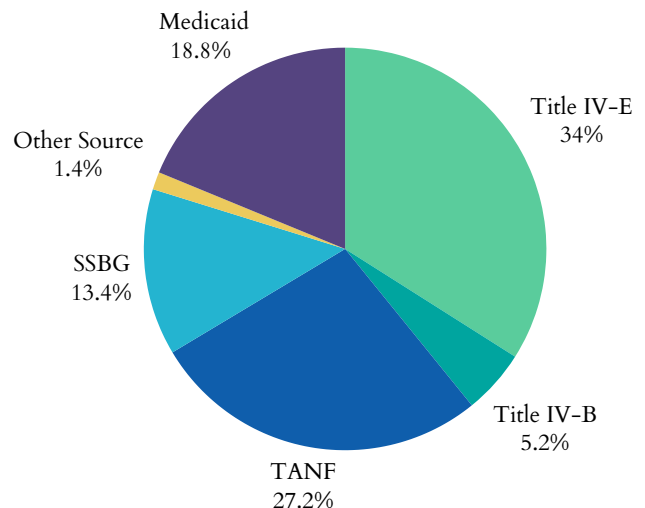
Medicaid Expansion

Missouri has been a Medicaid expansion state since 10/1/2021.

Funding for Child Welfare Services

- Missouri spent \$566,652,953.47 on child welfare services in 2020.
 - Child welfare services = direct and administrative services
- \$342,577,915.07 = from the federal government
- \$210,262,958.56 = from state and local funds.

Federal Funding Sources, 2020



The significant funding sectors of the \$342,577,915.07 in federal funding received in Missouri in 2020:

- \$58,474,510.88 as part of the Title IV-E Total Foster Care Program.
- \$44,261,541.00 as part of the Title IV-E Adoption Assistance Program.
- Missouri's sum of expenditures for Social Service Block Grants in 2021 was \$51,467,813

