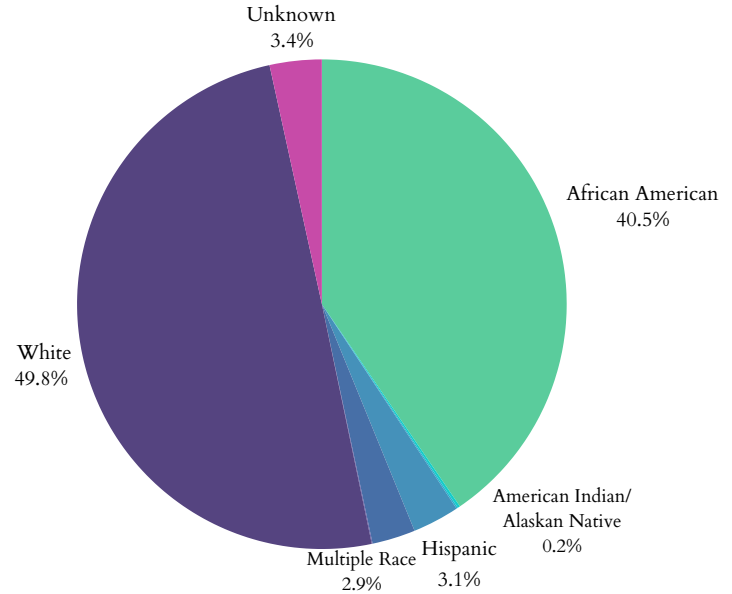


Mississippi's Children

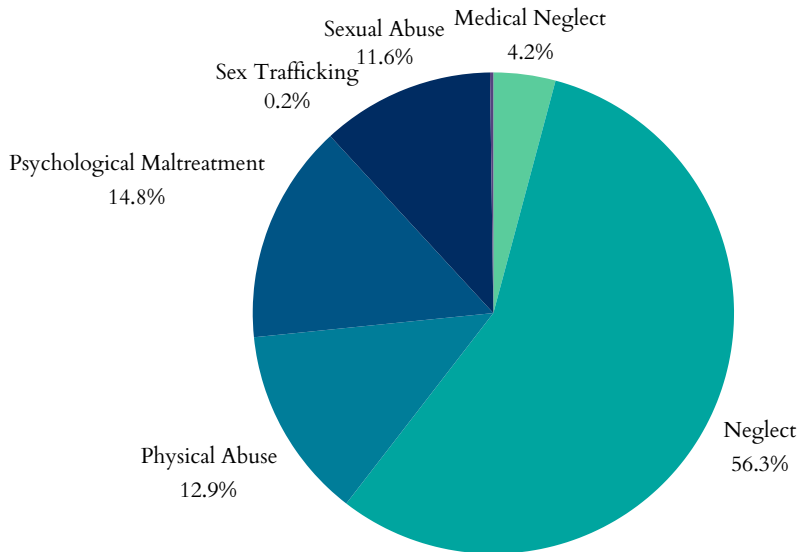
Child Maltreatment

- In 2022, Mississippi had **36,465** total referrals for child abuse and neglect. Of those, **28,282** were screened in for response by CPS.
- **9,028** child victims of abuse or neglect, at a rate of 13.3 children per 1,000 (9.7% decrease since 2018).
- Of the 9,028 children, **7,921** were first-time victims.
- Largest age group of victims = **<1 years**, representing 1,172 of the 9,028 cases.

Child Victims by Race or Ethnicity, 2022



Types of Maltreatment Victims, 2022



Perpetrators of child maltreatment (2022):

- **70%** = parents of the child.
- **30%** = non-parents or unknown relationship.

Child victims (2022):

- **55%** = female; **45%** = male.

- Child fatalities increased from **49** in 2021 to **72** in 2022.
- Mississippi reported **25** total child victims of sex trafficking.
- Post-response services given to **4,489** victims and **2,634** non-victims.

Plans for Safe Care

- In 2022, Mississippi reported **68** infants screened with prenatal substance exposure.
- Mississippi reported **zero** plans of safe care for screened-in infants.

Mississippi has submitted a Family First plan to be approved by the administration.

Age Distribution of Maltreatment Victims, 2022

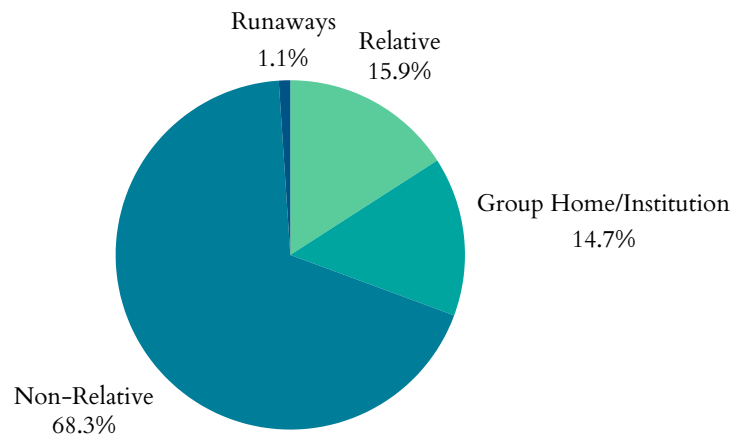


Mississippi's Children

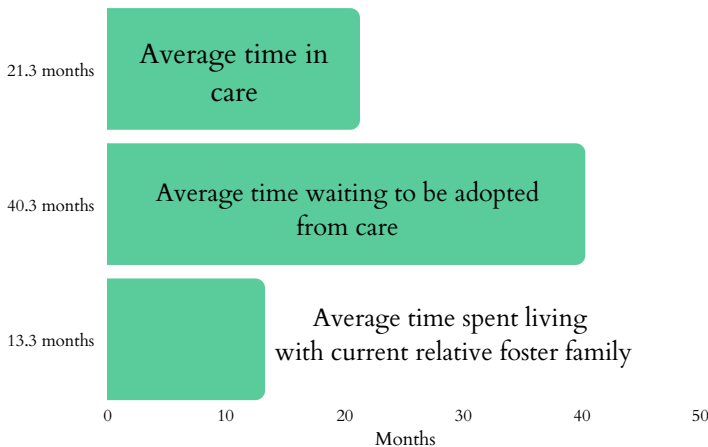
Foster Care and Adoptions

- **5,805** total children were served by the foster care system in FY 2022.
- **3,825** in care as of 09/30/2022.
- During 2022, **2,150** children entered care and **1,990** exited.
- **604** children were adopted; **1,154** were waiting to be adopted.
- **8.1%** increase in the number of children in care between 2021-2022. Adoptions from the system also increased by **6.7%** from 2021.

Where are Children in Foster Care Staying? 2021



Duration in Care, 2021



- In 2021, **58** children exited foster care due to age (**4.9%** decrease from 2020).
- **1,726** children were living with non-relatives; **1,176** stayed with a relative.
- **239** children were staying in group homes or institutions; **20** children classified as runaways.
- **7%** of households had a grandparent living with a grandchild.


4.9%

The decrease since 2020 in children transitioning from foster care to independence.

Juvenile Justice

- **2,719** total arrests for children under 18 in 2019.
- **362** for Disorderly Conduct.
- **596** for Property Crimes.
- **214** for Drug Abuse Violations.
- **186** children lived in juvenile correction facilities in 2021 (decrease from **198** kids in 2019; **6.1%** decline).

Adoption, 2020



6.1%

The decline since 2019 of children living in juvenile correction facilities.



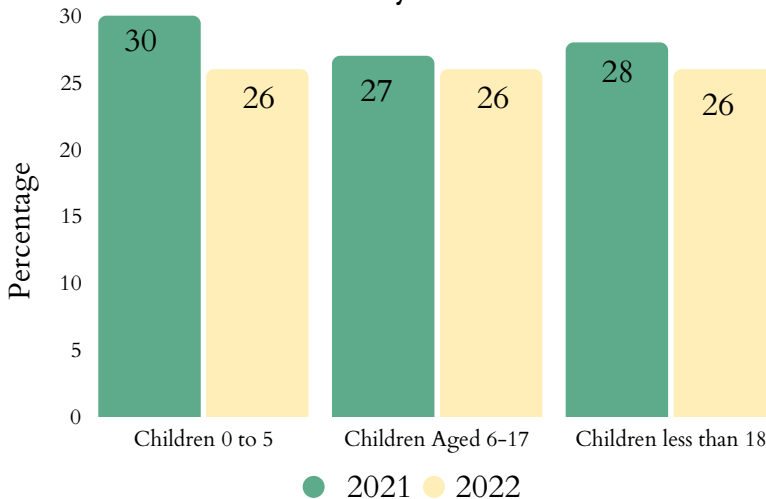
Mississippi's Children

Child Poverty

- **217,000** children lived with parents who lacked secure employment in 2022 (32% of all children).
- **29%** of children lived in households with a high housing cost burden.
- Average number of TANF recipients fell from **2,880** in 2021 to **2,511** in 2022 (12.8% decrease).

- The state spent **\$16,158,568** on WIC in 2022, serving **66,395** people: a 7.9% decrease in total participants and 5.1% decrease in spending since 2021.
- **480,600** people were food insecure in 2021, including **130,240** children.
- **47.7%** of households receiving SNAP benefits in 2019 had children.

Child Poverty Over Time



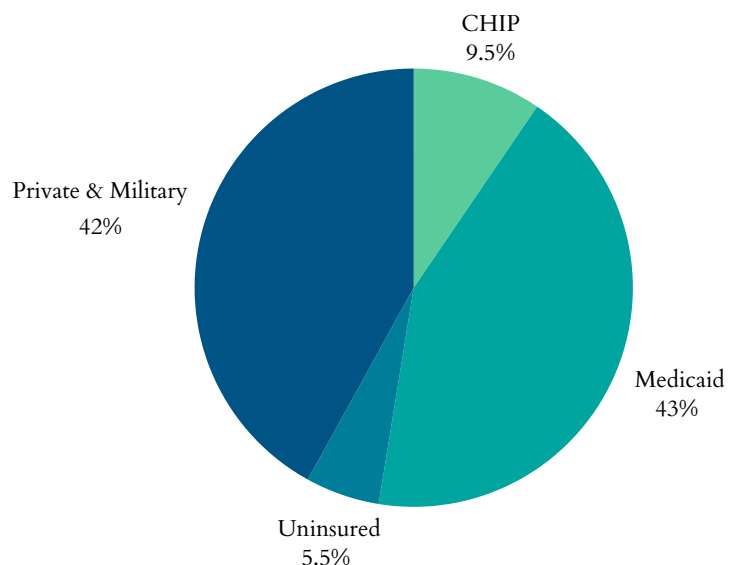
Teens & Youth

- **16,000** youth (16-19yrs) were not in school nor working in 2022 (10%).
- In 2020, there were **zero** reports of suicide among children aged 10-14 and 65 reports among ages 15-24.
- **114** children <19yrs were killed by a firearm in Mississippi in 2020.

Health

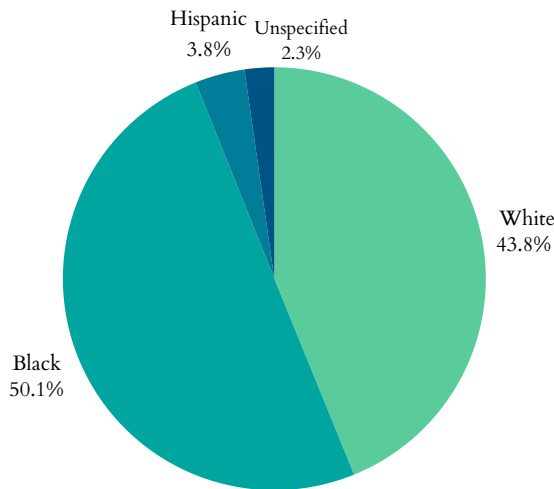
- **39,000** children had no health insurance in 2022 (15.3% decrease from 2021).
- **355,000** children were enrolled in Medicaid in 2022 (1.9% decrease from 2021).
- **80,058** children in Mississippi were in the state Children Health Insurance Program (CHIP) in 2021 (5.2% decrease from 2020).

Health Insurance Coverage for Children, 2021



Mississippi's Children

Percentage of All Preterm Births by Race or Ethnicity, 2021



- **4,339** low birth-weight babies (<5.5lbs) born in 2021 (12.3% of births).
- **5,257** preterm births (<37wks) in 2021 (15% of births).
 - 12.9% of all White babies
 - 18% of all Black babies
- **2,545** births to mothers aged 15-19 in 2021 - a rate of **26** in every 1,000 teen girls.
- **327** infants aged <1yr died in 2021; a rate of **9.3** per 1,000.

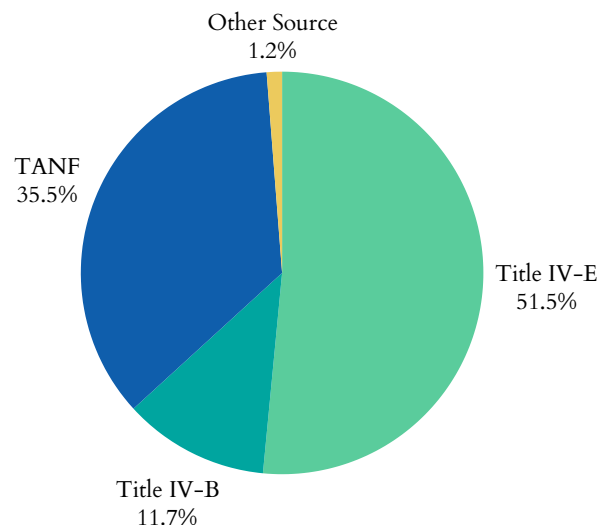
Medicaid Expansion

Mississippi is not a Medicaid expansion state.

Funding for Child Welfare Services

- Mississippi spent **\$107,994,159.73** on child welfare services in 2020.
 - Child welfare services = direct and administrative services
- **\$84,391,506.92** = from the federal government
- **\$23,308,666.69** = from state and local funds.

Federal Funding Sources, 2020



The significant funding sectors of the **\$84,391,506.92** in federal funding received in Mississippi in 2020:

- **\$20,747,634** as part of the Title IV-E Total Foster Care Program.
- **\$20,953,435** as part of the Title IV-E Adoption Assistance Program.
- Mississippi's sum of expenditures for Social Service Block Grants in 2021 was **\$11,905,002**

