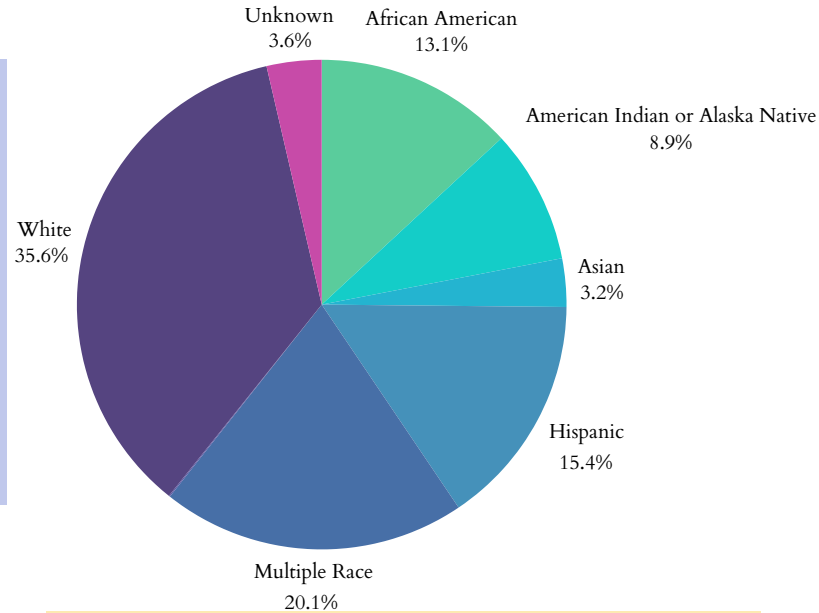


Minnesota's Children

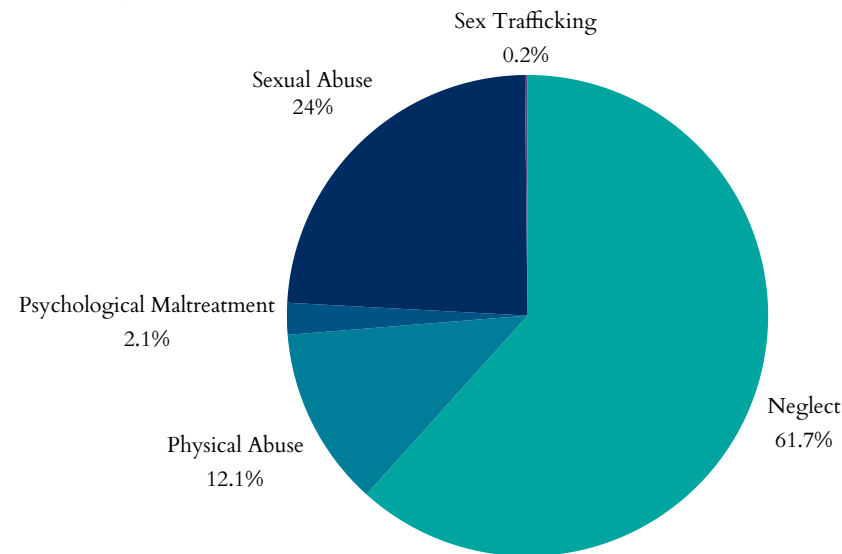
Child Maltreatment

- In 2022, Minnesota had **81,645** total referrals for child abuse and neglect. Of those, **25,662** were screened in for response by CPS.
- **5,299** child victims of abuse or neglect, at a rate of 4.1 children per 1,000 (31.9% decrease since 2018).
- Of the 5,299 children, **5,008** were first-time victims.
- Largest age group of victims = **<1 years**, representing 744 of the 5,299 cases.

Child Victims by Race or Ethnicity, 2022



Types of Maltreatment Victims, 2022



Perpetrators of child maltreatment (2022):

- **73%** = parents of the child.
- **27%** = non-parents or unknown relationship.

Child victims (2022):

- **53%** = female; **47%** = male.

- Child fatalities increased from **22** in 2021 to **25** in 2022.
- Minnesota reported **10** total child victims of sex trafficking.
- Post-response services given to **3,333** victims and **8,161** non-victims.

Plans for Safe Care

- In 2022, Minnesota reported **1,509** infants screened with prenatal substance exposure.
- Minnesota reported **1,299** plans of safe care for screened-in infants.

Minnesota has a Family First plan approved by the administration.

Age Distribution of Maltreatment Victims, 2022

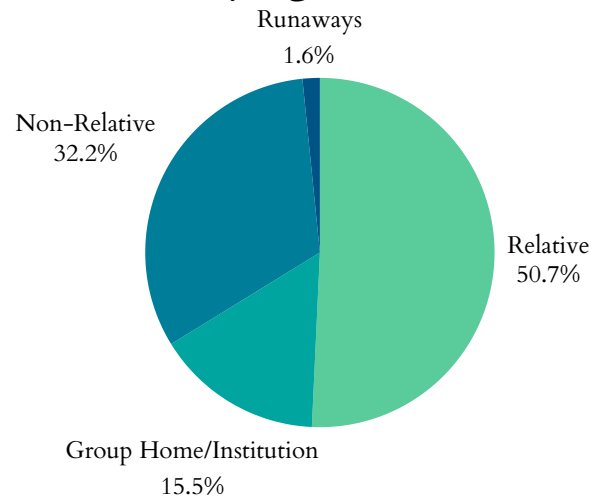


Minnesota's Children

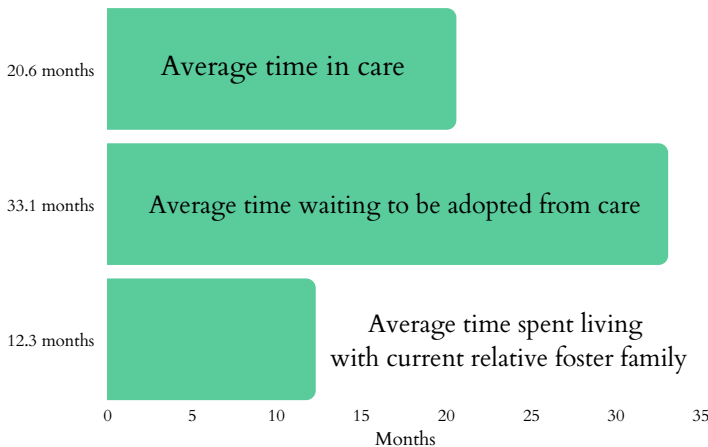
Foster Care and Adoptions

- **10,923** total children were served by the foster care system in FY 2022.
- **6,133** in care as of 09/30/2022.
- During 2022, **4,213** children entered care and **4,790** exited.
- **1,103** children were adopted; **1,633** were waiting to be adopted.
- **10.7%** decrease in the number of children in care between 2021-2022. Adoptions from the system also increased by **10.2%** from 2021.

Where are Children in Foster Care Staying? 2021



Duration in Care, 2021



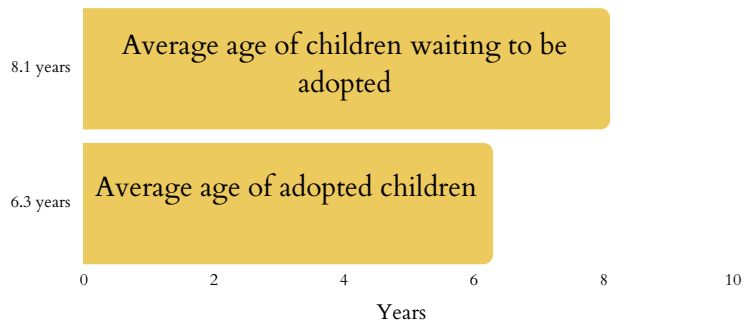
- In 2021, **365** children exited foster care due to age (**10.1%** decrease from 2020).
- **1,729** children were living with non-relatives; **2,726** stayed with a relative.
- **832** children were staying in group homes or institutions; **86** children classified as runaways.
- **3%** of households had a grandparent living with a grandchild.

10.1% The decrease since 2020 in children transitioning from foster care to independence.

Juvenile Justice

- **18,594** total arrests for children under 18 in 2019.
- **1,933** for Disorderly Conduct.
- **3,968** for Property Crimes.
- **1,412** for Drug Abuse Violations.
- **378** children lived in juvenile correction facilities in 2021 (decrease from **948** kids in 2019; **60.1%** decline).

Adoption, 2020



60.1% The decline since 2019 of children living in juvenile correction facilities.



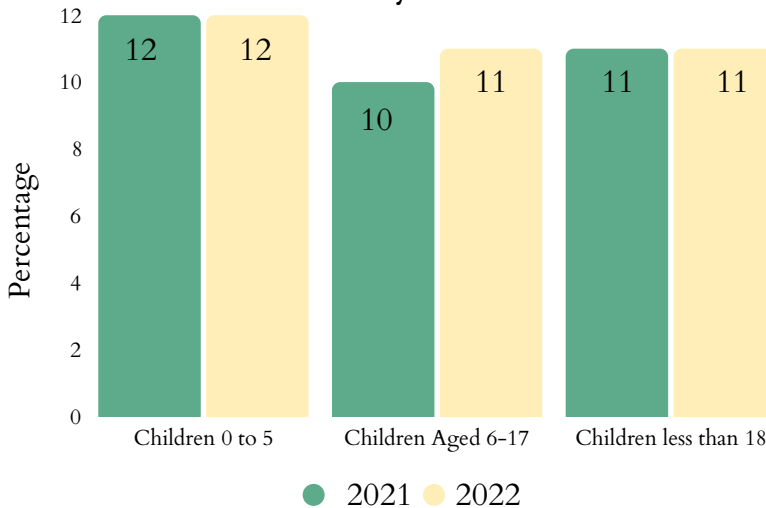
Minnesota's Children

Child Poverty

- **259,000** children lived with parents who lacked secure employment in 2022 (20% of all children).
- **22%** of children lived in households with a high housing cost burden.
- Average number of TANF recipients fell from **46,151** in 2021 to **33,823** in 2022 (26.7% decrease).

- The state spent **\$32,712,296** on WIC in 2022, serving **99,741** people: a 1.3% increase in total participants and 0.8% increase in spending since 2021.
- **390,000** people were food insecure in 2021, including **120,650** children.
- **38.5%** of households receiving SNAP benefits in 2019 had children.

Child Poverty Over Time



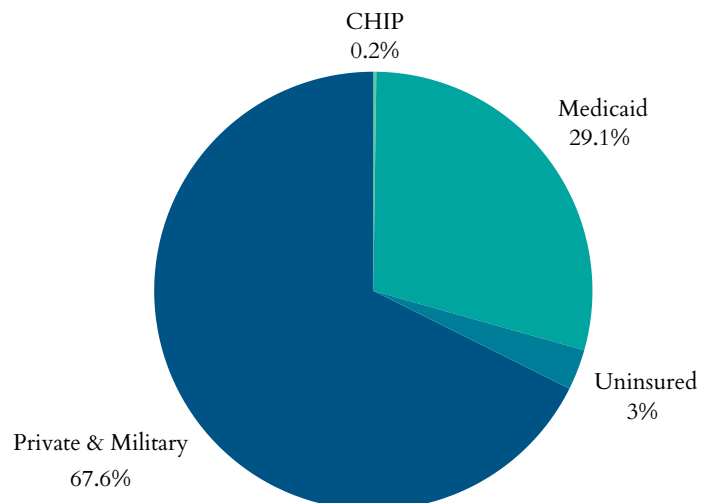
Teens & Youth

- **14,000** youth (16-19yrs) were not in school nor working in 2022 (5%).
- In 2021, there were **zero** reports of suicide among children aged 10-14 and 110 reports among ages 15-24.
- **43** children <19yrs were killed by a firearm in Minnesota in 2021.

Health

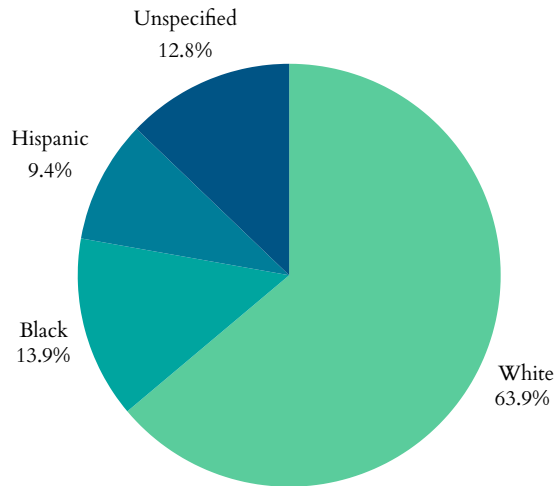
- **45,000** children had no health insurance in 2022 (2.3% increase from 2021).
- **444,000** children were enrolled in Medicaid in 2022 (3.7% increase from 2021).
- **3,268** children in Minnesota were in the state Children Health Insurance Program (CHIP) in 2021 (2.8% decrease from 2020).

Health Insurance Coverage for Children, 2021



Minnesota's Children

Percentage of All Preterm Births by Race or Ethnicity, 2021



- 4,665 low birth-weight babies (<5.5lbs) born in 2021 (7.2% of births).
- 6,195 preterm births (<37wks) in 2021 (9.6% of births).
 - 9.1% of all White babies
 - 11.2% of all Black babies
- 1,561 births to mothers aged 15-19 in 2021 – a rate of 8 in every 1,000 teen girls.
- 309 infants aged <1yr died in 2021; a rate of 4.8 per 1,000.

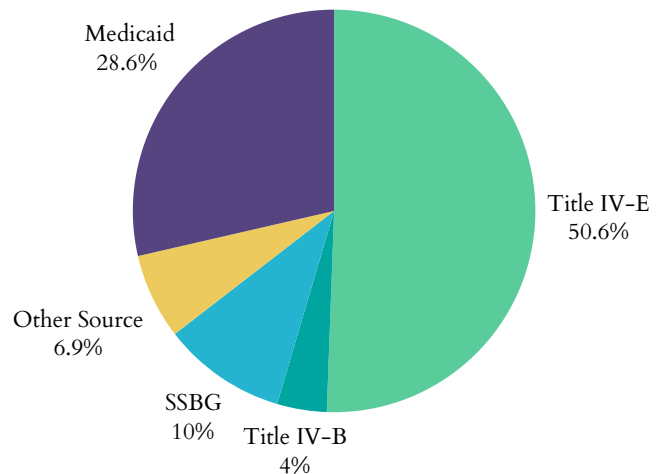
Medicaid Expansion

Minnesota has been a Medicaid expansion state since 01/01/2014.

Funding for Child Welfare Services

- Minnesota spent \$755,822,053 on child welfare services in 2020.
 - Child welfare services = direct and administrative services
- \$232,880,594 = from the federal government
- \$521,743,760 = from state and local funds.

Federal Funding Sources, 2020



The significant funding sectors of the \$232,880,594 in federal funding received in Minnesota in 2020:

- \$53,601,883 as part of the Title IV-E Total Foster Care Program.
- \$46,865,939 as part of the Title IV-E Adoption Assistance Program.
- Minnesota's sum of expenditures for Social Service Block Grants in 2021 was \$31,859,130

