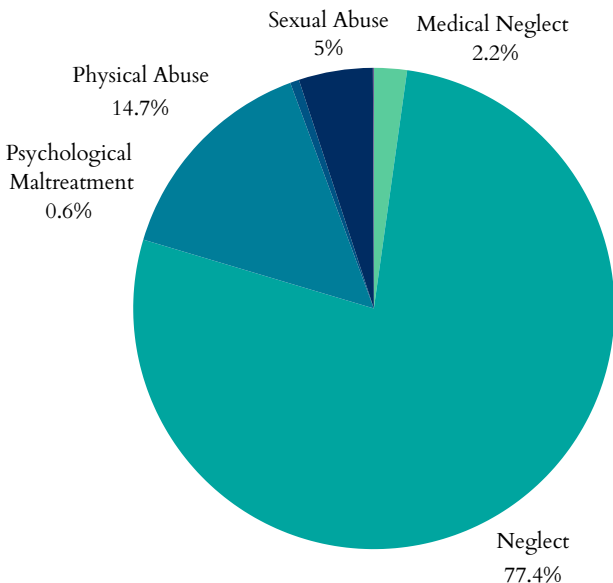


# Michigan's Children

## Child Maltreatment

- In 2022, Michigan had **174,269** total referrals for child abuse and neglect. Of those, **68,359** were screened in for response by CPS.
- **23,500** child victims of abuse or neglect, at a rate of 11.1 children per 1,000 (37.7% decrease since 2018).
- Of the 23,500 children, **14,840** were first-time victims.
- Largest age group of victims = **<1 years**, representing 2,703 of the 23,500 cases.

### Types of Maltreatment Victims, 2022

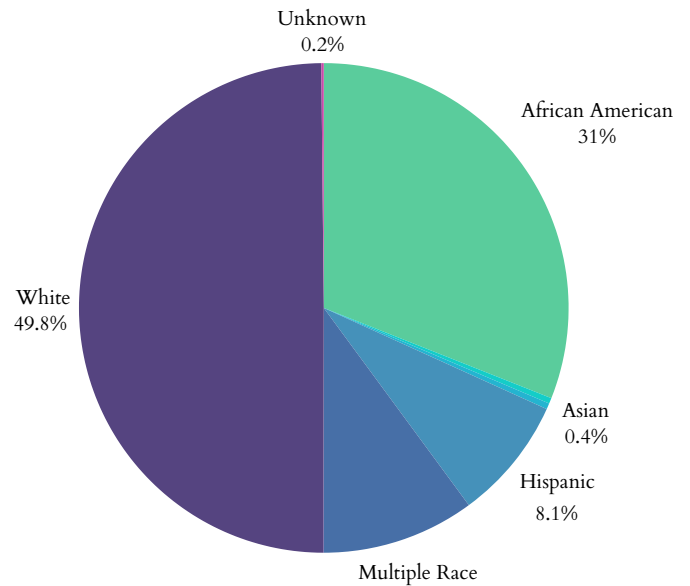


### Plans for Safe Care

- In 2022, Michigan reported **6,655** infants screened with prenatal substance exposure.
- Michigan reported **6,445** plans of safe care for screened-in infants.

Michigan has a Family First plan approved by the administration.

### Child Victims by Race or Ethnicity, 2022



### Perpetrators of child maltreatment (2022):

- **74.6%** = parents of the child.
- **25.4%** = non-parents or unknown relationship.

### Child victims (2022):

- **50.9%** = female; **49.1%** = male.

- Child fatalities increased from **35** in 2021 to **61** in 2022.
- Michigan reported 17 total child victims of sex trafficking.
- Post-response services given to **9,659** victims and **17,941** non-victims.

### Age Distribution of Maltreatment Victims, 2022

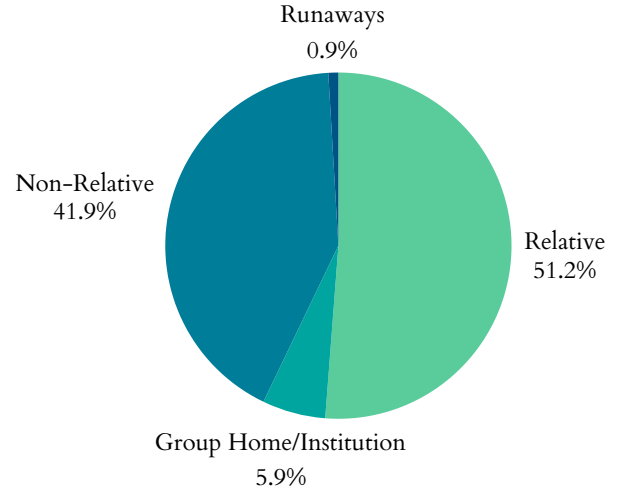


# Michigan's Children

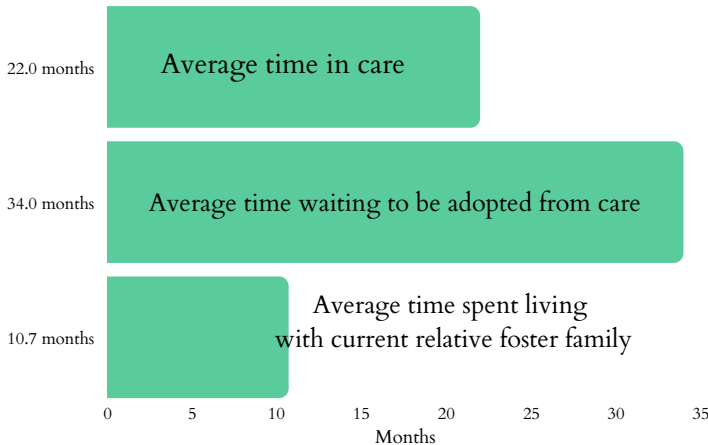
## Foster Care and Adoptions

- **13,182** total children were served by the foster care system in FY 2022.
- **8,940** in care as of 09/30/2022.
- During 2022, **3,625** children entered care and **4,242** exited.
- **1,654** children were adopted; **3,167** were waiting to be adopted.
- **6.2%** decrease in the number of children in care between 2021-2022. Adoptions from the system also decreased by 2% from 2021.

### Where are Children in Foster Care Staying? 2021



### Duration in Care, 2021



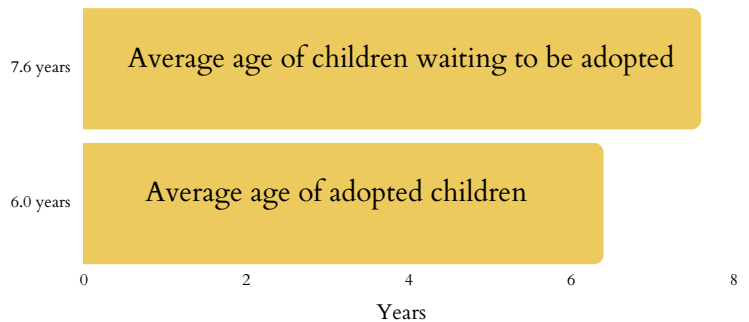
- In 2021, **643** children exited foster care due to age (**15.7%** increase from 2020).
- **3,548** children were living with non-relatives; **4,333** stayed with a relative.
- **500** children were staying in group homes or institutions; **79** children classified as runaways.
- **4%** of households had a grandparent living with a grandchild.

**15.7%** The increase since 2020 in children transitioning from foster care to independence.

## Juvenile Justice

- **11,172** total arrests for children under 18 in 2019.
- **408** for Disorderly Conduct.
- **2,646** for Property Crimes.
- **403** for Drug Abuse Violations.
- **723** children lived in juvenile correction facilities in 2021 (decrease from **1,353** kids in 2019; **46.6%** decline).

### Adoption, 2020



**46.6%** The decline since 2019 of children living in juvenile correction facilities.



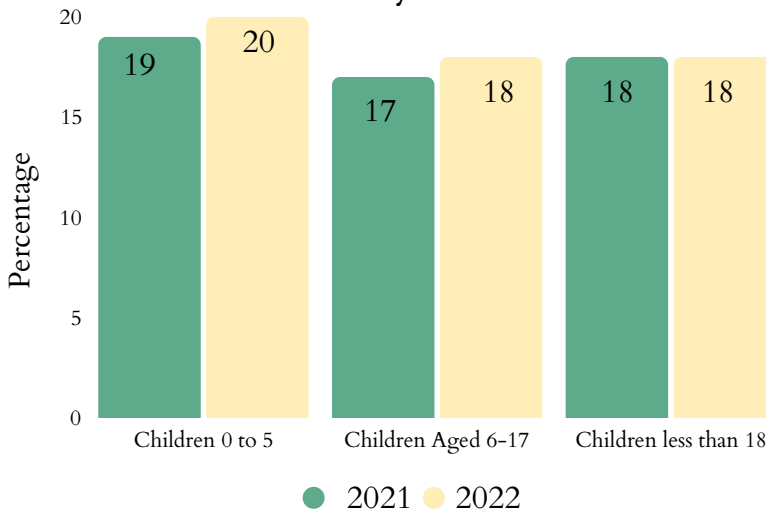
# Michigan's Children

## Child Poverty

- **572,000** children lived with parents who lacked secure employment in 2022 (27% of all children).
- **25%** of children lived in households with a high housing cost burden.
- Average number of TANF recipients fell from **23,112** in 2021 to **22,034** in 2022 (4.66% decrease).

- The state spent **\$61,178,238** on WIC in 2022, serving **200,223** people: a 3.42% decrease in total participants and 4.47% increase in spending since 2021.
- **1,177,820** people were food insecure in 2021, including **282,320** children.
- **33.8%** of households receiving SNAP benefits in 2019 had children.

### Child Poverty Over Time



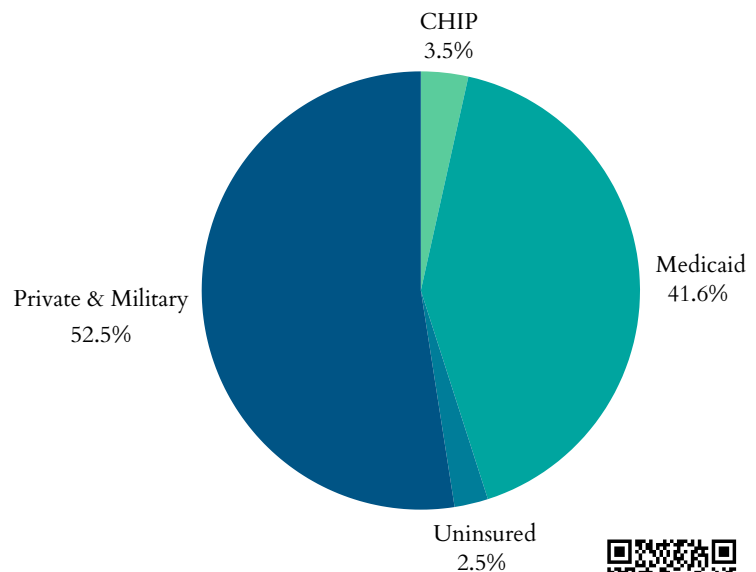
## Teens & Youth

- **33,000** youth (16-19yrs) were not in school nor working in 2022 (7%).
- In 2020, there were **14** reports of suicide among children aged 10-14 and **190** reports among ages 15-24.
- **117** children <19yrs were killed by a firearm in Michigan in 2020.

## Health

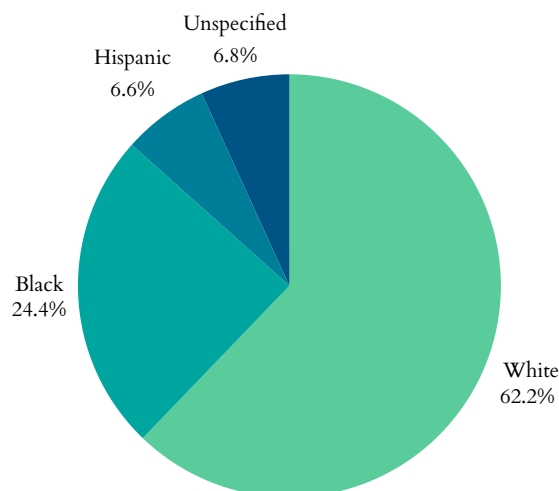
- **60,000** children had no health insurance in 2022 (13% decrease from 2021).
- **889,000** children were enrolled in Medicaid in 2022 (.78% decrease from 2021).
- **96,739** children in Michigan were in the state Children Health Insurance Program (CHIP) in 2021 (39.94% increase from 2020).

### Health Insurance Coverage for Children, 2021



# Michigan's Children

## Percentage of All Preterm Births by Race or Ethnicity, 2021



- 9,668 low birth-weight babies (<5.5lbs) born in 2021 (9.2% of births).
- 11,120 preterm births (<37wks) in 2021 (10.6% of births).
  - 9.59% of all White babies
  - 14.88% of all Black babies
- 3,871 births to mothers aged 15-19 in 2021 - a rate of 12 in every 1,000 teen girls.
- 656 infants aged <1yr died in 2021; a rate of 6.2 per 1,000.

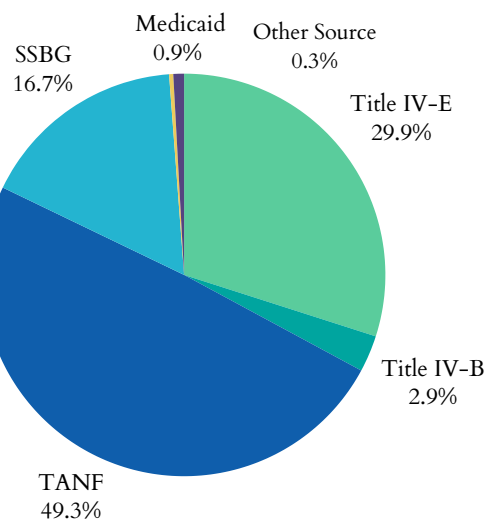
## Medicaid Expansion

Michigan has been a Medicaid expansion state since 04/01/2014.

## Funding for Child Welfare Services

- Michigan spent \$1,030,507,271.00 on child welfare services in 2020.
  - Child welfare services = direct and administrative services
- \$743,039,988.50 = from the federal government
- \$282,267,516.00 = from state and local funds.

## Federal Funding Sources, 2020



The significant funding sectors of the \$743,039,988.50 in federal funding received in Michigan in 2020:

- \$104,115,985.00 as part of the Title IV-E Total Foster Care Program.
- \$107,302,726.00 as part of the Title IV-E Adoption Assistance Program.
- Michigan's sum of expenditures for Social Service Block Grants in 2021 was \$125,985,118

