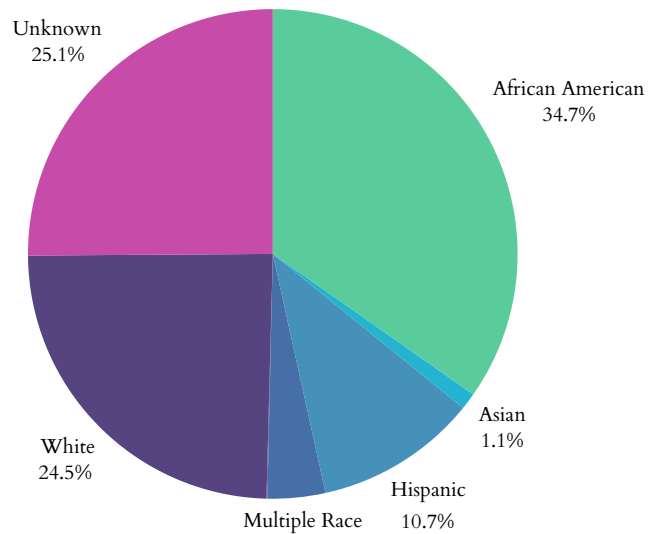


Maryland's Children

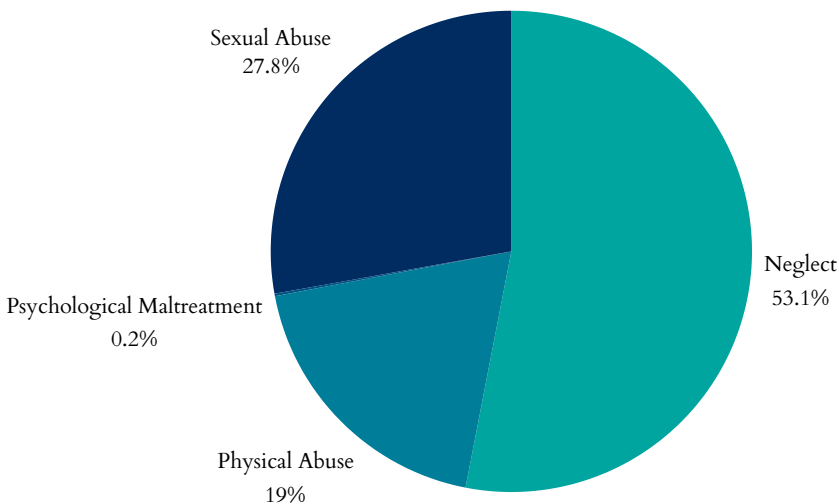
Child Maltreatment

- In 2022, Maryland had **61,141** total referrals for child abuse and neglect. Of those, **19,629** were screened in for response by CPS.
- **6,564** child victims of abuse or neglect, at a rate of 4.9 children per 1,000 (15.2% decrease since 2018).
- Of the 6,564 children, **4,402** were first-time victims.
- Largest age group of victims = **13 years**, representing 488 of the 6,564 cases.

Child Victims by Race or Ethnicity, 2022



Types of Maltreatment Victims, 2022



Perpetrators of child maltreatment (2022):

- **51.4%** = parents of the child.
- **48.6%** = non-parents or unknown relationship.

Child victims (2022):

- **58.5%** = female; **41.5%** = male.

- Child fatalities decreased from **84** in 2021 to **68** in 2022.
- Maryland reported **zero** total child victims of sex trafficking.
- Post-response services given to **1,344** victims and **1,126** non-victims.

Plans for Safe Care

- In 2022, Maryland reported **11** infants screened with prenatal substance exposure.
- Maryland reported **zero** plans of safe care for screened-in infants.

Maryland has a Family First plan approved by the administration.

Age Distribution of Maltreatment Victims, 2022

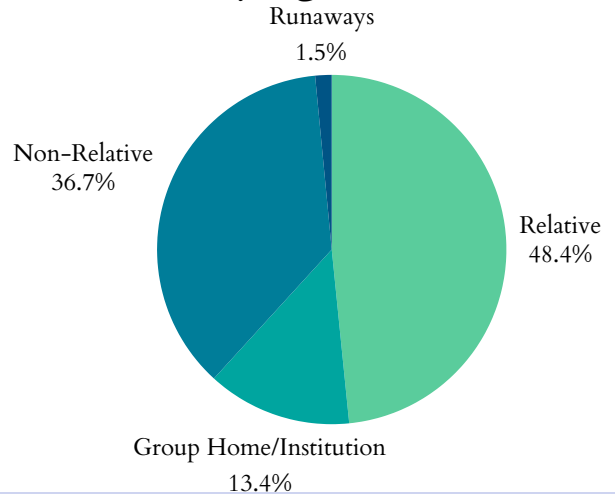


Maryland's Children

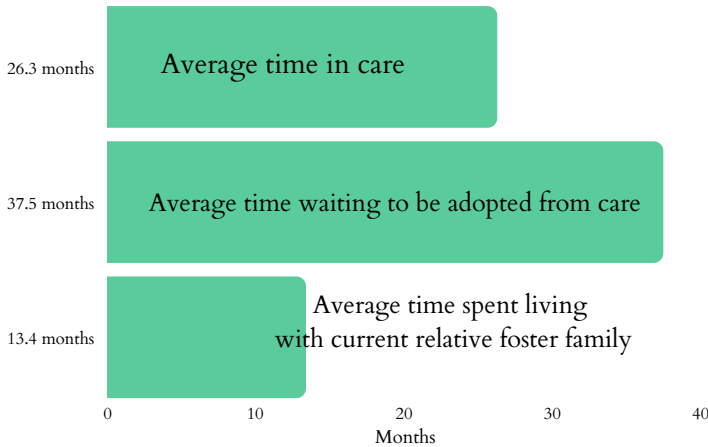
Foster Care and Adoptions

- **5,334** total children were served by the foster care system in FY 2022.
- **3,609** in care as of 09/30/2022.
- During 2022, **1,541** children entered care and **1,725** exited.
- **252** children were adopted; **372** were waiting to be adopted.
- **.7%** decrease in the number of children in care between 2021-2022. Adoptions from the system also increased by **14.6%** from 2021.

Where are Children in Foster Care Staying? 2021



Duration in Care, 2021



- In 2021, **474** children exited foster care due to age (**37.4%** increase from 2020).
- **1,207** children were living with non-relatives; **1,592** stayed with a relative.
- **440** children were staying in group homes or institutions; **50** children classified as runaways.
- **6%** of households had a grandparent living with a grandchild.

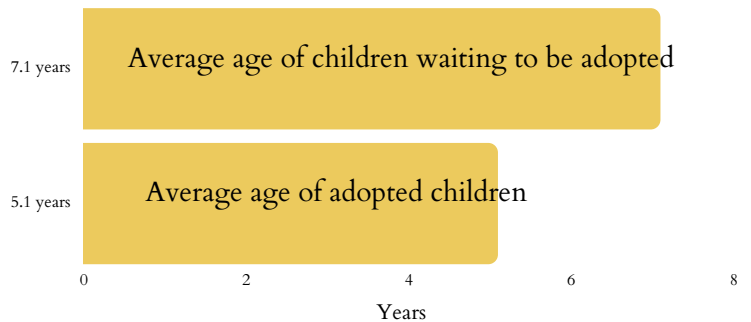
The increase since 2020 in children transitioning from foster care to independence.

37.4%

Juvenile Justice

- **18,857** total arrests for children under 18 in 2019.
- **990** for Disorderly Conduct.
- **3,950** for Property Crimes.
- **1,831** for Drug Abuse Violations.
- **198** children lived in juvenile correction facilities in 2021 (decrease from **495** kids in 2019; **60%** decline).

Adoption, 2020



The decline since 2019 of children living in juvenile correction facilities.

60%



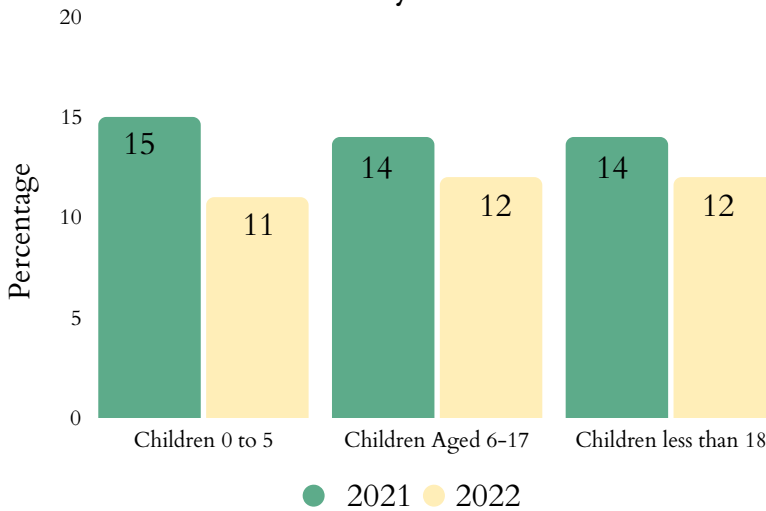
Maryland's Children

Child Poverty

- **294,000** children lived with parents who lacked secure employment in 2022 (22% of all children).
- **30%** of children lived in households with a high housing cost burden.
- Average number of TANF recipients fell from **55,922** in 2021 to **41,268** in 2022 (26.2% decrease).

- The state spent **\$29,242,723** on WIC in 2022, serving **118,783** people: a .73% decrease in total participants and 17.54% decrease in spending since 2021.
- **600,970** people were food insecure in 2021, including **164,160** children.
- **37.1%** of households receiving SNAP benefits in 2019 had children.

Child Poverty Over Time



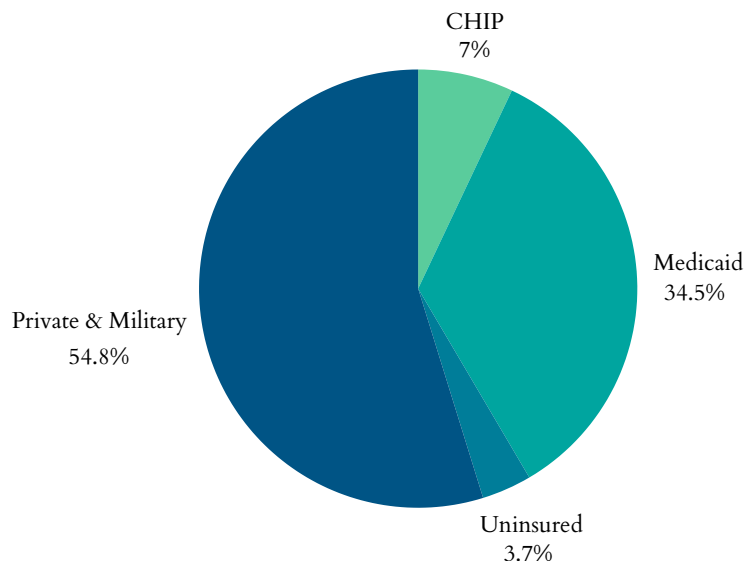
Teens & Youth

- **19,000** youth (16-19yrs) were not in school nor working in 2022 (6%).
- In 2020, there were **11** reports of suicide among children aged 10-14 and **62** reports among ages 15-24.
- **73** children <19yrs were killed by a firearm in Maryland in 2020.

Health

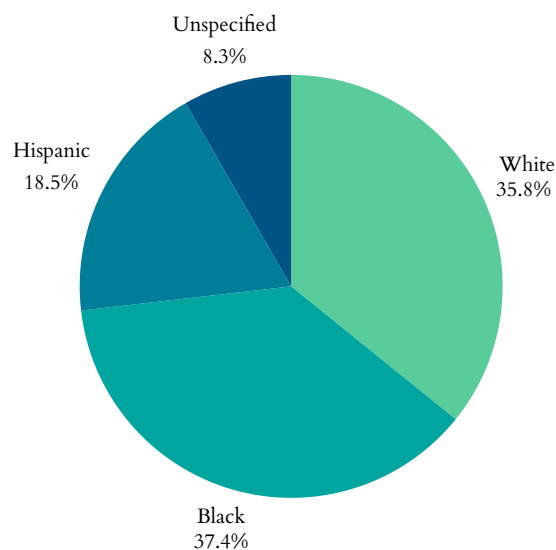
- **60,000** children had no health insurance in 2022 (3.23% decrease from 2021).
- **507,000** children were enrolled in Medicaid in 2022 (2.87% decrease from 2021).
- **118,616** children in Maryland were in the state Children Health Insurance Program (CHIP) in 2021 (9.95% decrease from 2020).

Health Insurance Coverage for Children, 2021



Maryland's Children

Percentage of All Preterm Births by Race or Ethnicity, 2021



- 6,080 low birth-weight babies (<5.5lbs) born in 2021 (8.9% of births).
- 7,296 preterm births (<37wks) in 2021 (10.69% of births).
 - 9.27% of all White babies
 - 13.34% of all Black babies
- 2,174 births to mothers aged 15-19 in 2021 -- a rate of 11 in every 1,000 teen girls.
- 415 infants aged <1yr died in 2021; a rate of 6.1 per 1,000.

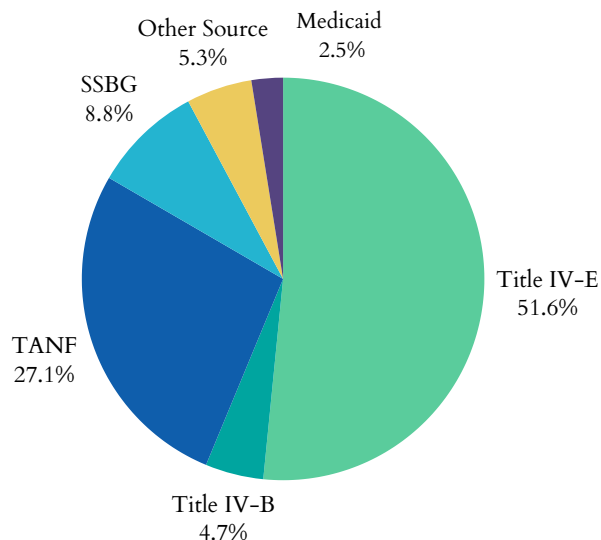
Medicaid Expansion

Maryland has been a Medicaid expansion state since 01/01/2014.

Funding for Child Welfare Services

- Maryland spent \$577,970,836.00 on child welfare services in 2020.
 - Child welfare services = direct and administrative services
- \$203,719,323.00 = from the federal government
- \$371,497,246.00 = from state and local funds.

Federal Funding Sources, 2020



The significant funding sectors of the \$203,719,323.00 in federal funding received in Maryland in 2020:

- \$59,375,198.00 as part of the Title IV-E Total Foster Care Program.
- \$21,586,899.00 as part of the Title IV-E Adoption Assistance Program.
- Maryland's sum of expenditures for Social Service Block Grants in 2021 was \$52,277,708

