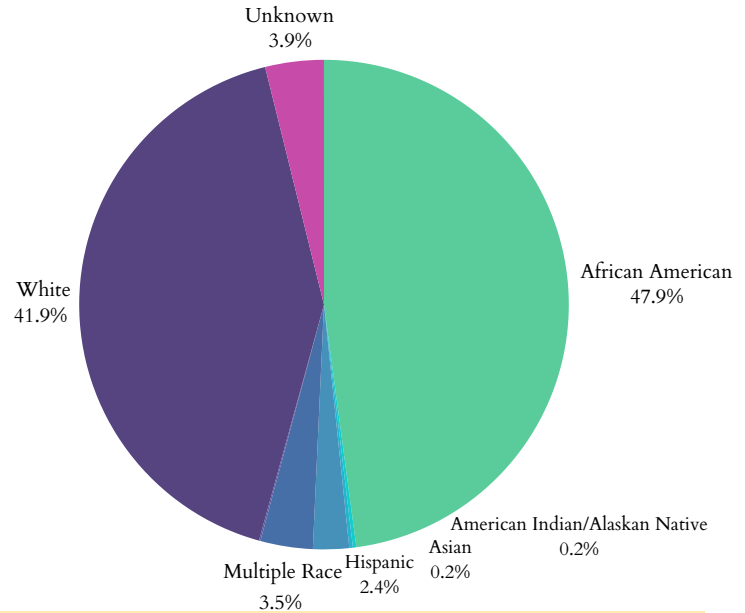


Louisiana's Children

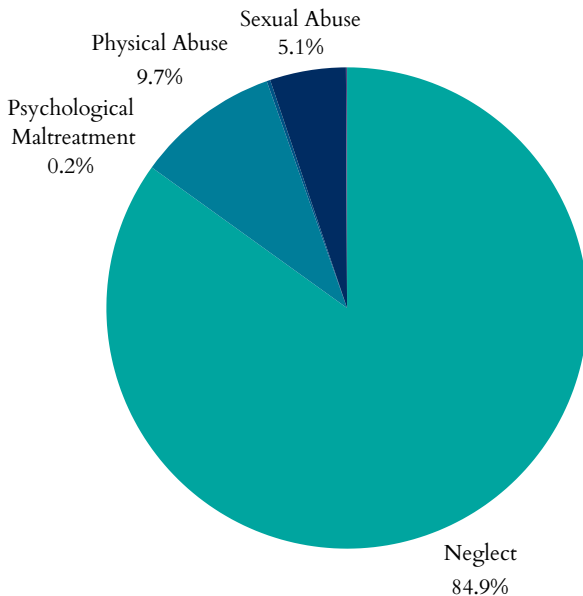
Child Maltreatment

- In 2022, Louisiana had **48,939** total referrals for child abuse and neglect. Of those, 17,742 were screened in for response by CPS.
- 7,572 child victims of abuse or neglect, at a rate of 7.1 children per 1,000 (19.3% decrease since 2018).
- Of the 7,572 children, 6,063 were first-time victims.
- Largest age group of victims = <1years, representing 2,590 of the 7,572 cases.

Child Victims by Race or Ethnicity, 2022



Types of Maltreatment Victims, 2022



Perpetrators of child maltreatment (2022):

- Louisiana did not report data revealing the perpetrators' relation to their victims.

Child victims (2022):

- 50% = female; 50% = male.

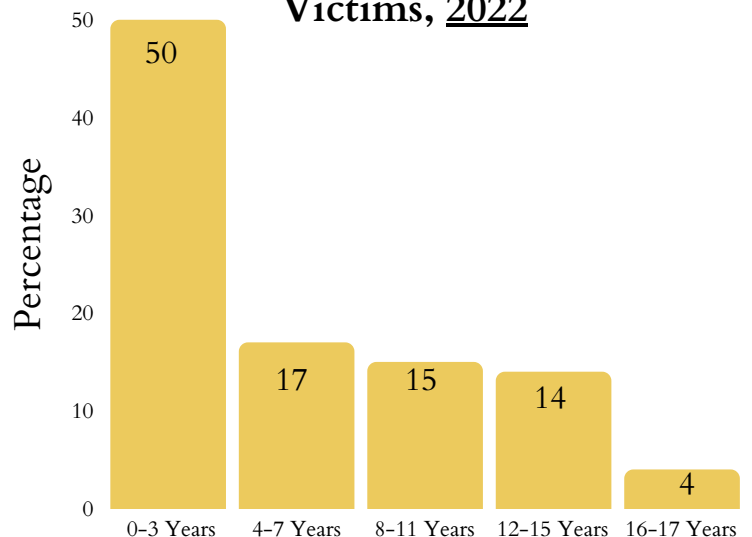
- Child fatalities increased from **23** in 2021 to **29** in 2022.
- Louisiana reported **6** total child victims of sex trafficking.
- Post-response services given to **4,046** victims and **1,136** non-victims.

Plans for Safe Care

- In 2022, Louisiana reported **2,104** infants screened with prenatal substance exposure.
- Louisiana reported **1,240** plans of safe care for screened-in infants.

Louisiana has a Family First plan approved by the administration.

Age Distribution of Maltreatment Victims, 2022

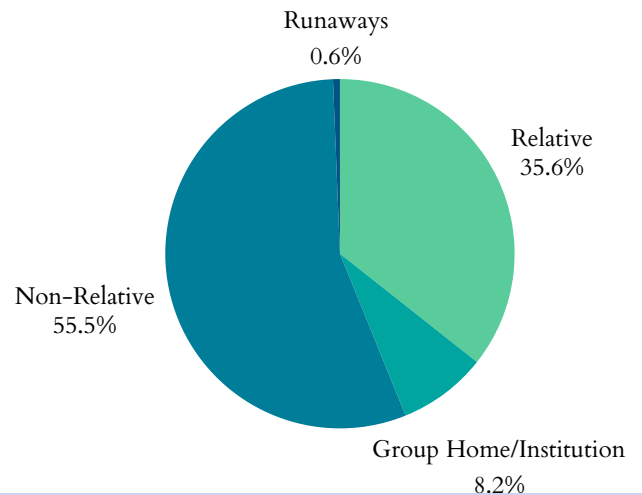


Louisiana's Children

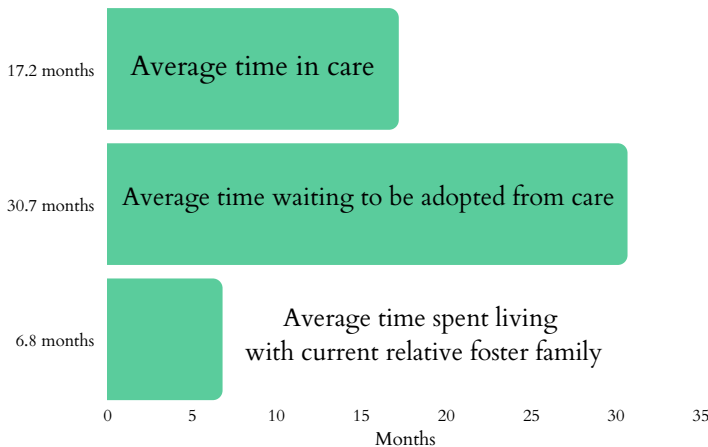
Foster Care and Adoptions

- **6,317** total children were served by the foster care system in FY 2022.
- **3,682** in care as of 09/30/2022.
- During 2022, **3,064** children entered care and **2,635** exited.
- **686** children were adopted; **973** were waiting to be adopted.
- **11.5%** increase in the number of children in care between 2021-2022. Adoptions from the system also increased by **14%** from 2021.

Where are Children in Foster Care Staying? 2021



Duration in Care, 2021



- In 2021, **145** children exited foster care due to age (**4.6%** decrease from 2020).
- **1,655** children were living with non-relatives; **1,063** stayed with a relative.
- **245** children were staying in group homes or institutions; **19** children classified as runaways.
- **6%** of households had a grandparent living with a grandchild.

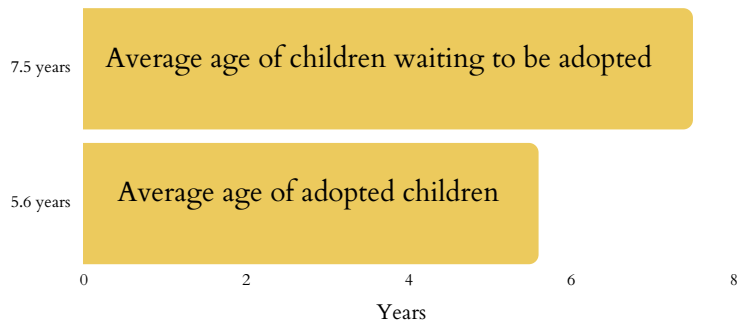
4.6%

The decrease since 2020 in children transitioning from foster care to independence.

Juvenile Justice

- **12,267** total arrests for children under 18 in 2019.
- **1,573** for Disorderly Conduct.
- **2,546** for Property Crimes.
- **921** for Drug Abuse Violations.
- **717** children lived in juvenile correction facilities in 2021 (increase from **693** kids in 2019; **3.5%** incline).

Adoption, 2020



3.5%

The increase since 2019 of children living in juvenile correction facilities.



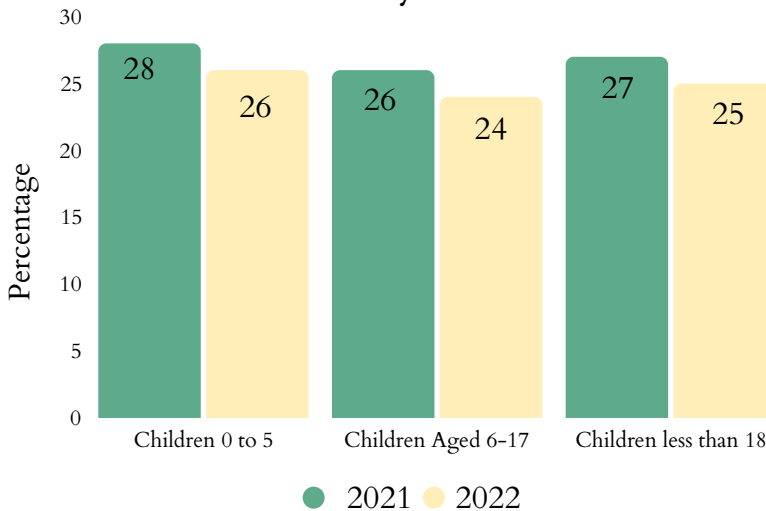
Louisiana's Children

Child Poverty

- **318,000** children lived with parents who lacked secure employment in 2022 (30% of all children).
- **31%** of children lived in households with a high housing cost burden.
- Average number of TANF recipients fell from **7,822** in 2021 to **7,810** in 2022 (0.15% decrease).

- The state spent **\$33,190,729** on WIC in 2022, serving **84,438** people: a 4.5% decrease in total participants and 11.8% increase in spending since 2021.
- **683,110** people were food insecure in 2021, including **234,120** children.
- **44.9%** of households receiving SNAP benefits in 2019 had children.

Child Poverty Over Time



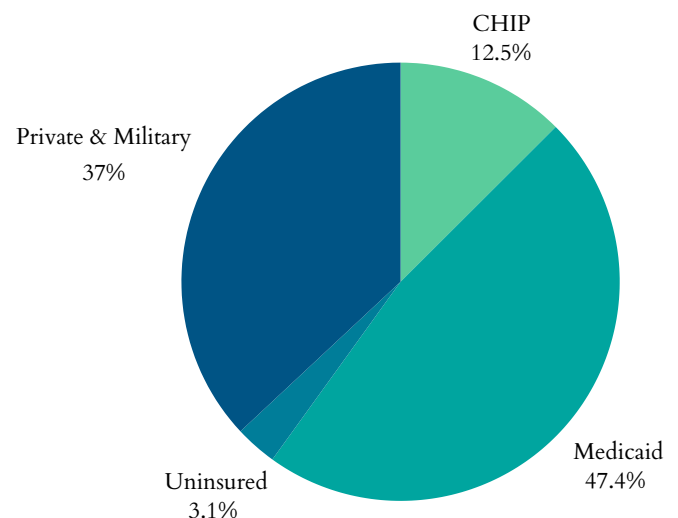
Teens & Youth

- **22,000** youth (16-19yrs) were not in school nor working in 2022 (9%).
- In 2021, there were **zero** reports of suicide among children aged 10-14 and **96** reports among ages 15-24.
- **203** children <19yrs were killed by a firearm in Louisiana in 2021.

Health

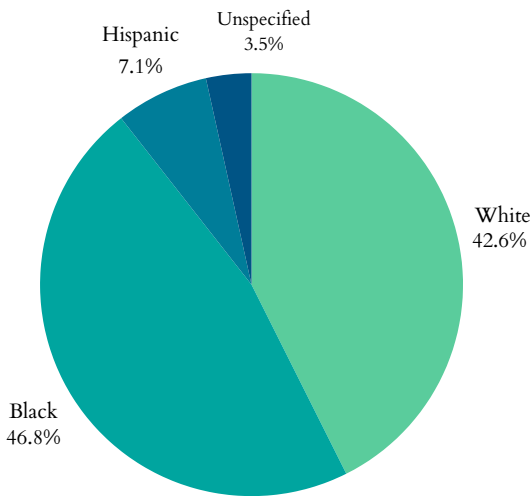
- **39,000** children had no health insurance in 2022 (13.3% decrease from 2021).
- **595,000** children were enrolled in Medicaid in 2022 (2.5% decrease from 2021).
- **181,891** children in Louisiana were in the state Children Health Insurance Program (CHIP) in 2021 (3% increase from 2020).

Health Insurance Coverage for Children, 2021



Louisiana's Children

Percentage of All Preterm Births by Race or Ethnicity, 2021



- **6,507** low birth-weight babies (<5.5lbs) born in 2021 (11.3% of births).
- **7,762** preterm births (<37wks) in 2021 (13.5% of births).
 - 11.4% of all White babies
 - 17.4% of all Black babies
- **3,571** births to mothers aged 15-19 in 2021 -- a rate of 25 in every 1,000 teen girls.
- **416** infants aged <1yr died in 2021; a rate of 7.2 per 1,000.

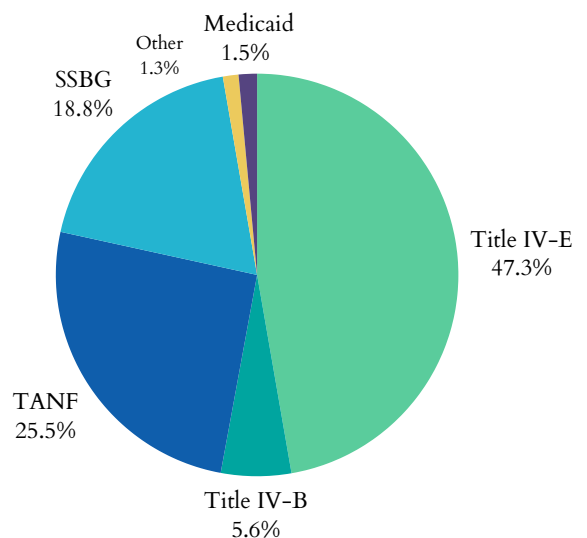
Medicaid Expansion

Louisiana has been a Medicaid expansion state since 07/01/2016.

Funding for Child Welfare Services

- Louisiana spent **\$259,545,375** on child welfare services in 2020.
 - Child welfare services = direct and administrative services
- **\$165,741,651** = from the federal government
- **\$87,717,453** = from state and local funds.

Federal Funding Sources, 2020



The significant funding sectors of the **\$165,741,651** in federal funding received in Louisiana in 2020:

- **\$44,145,600** as part of the Title IV-E Total Foster Care Program.
- **\$25,669,420** as part of the Title IV-E Adoption Assistance Program.
- Louisiana's sum of expenditures for Social Service Block Grants in 2021 was **\$42,770,878**

