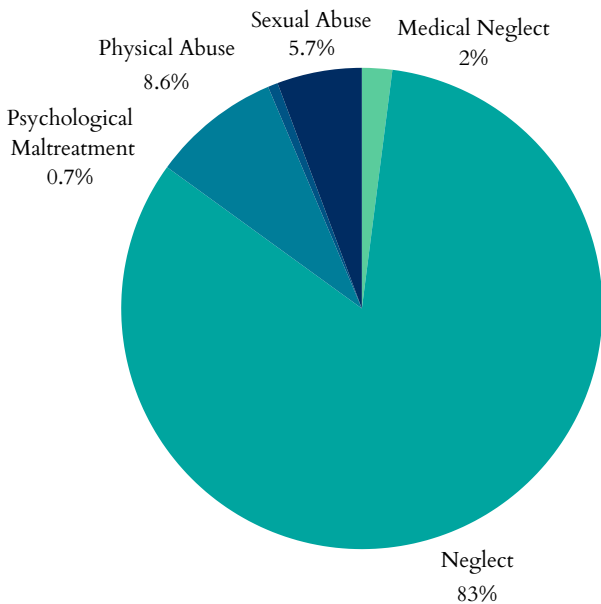


Kentucky's Children

Child Maltreatment

- In 2022, Kentucky had **94,868** total referrals for child abuse and neglect. Of those, **37,894** were screened in for response by CPS.
- **12,340** child victims of abuse or neglect, at a rate of 12.3 children per 1,000 (48% decrease since 2018).
- Of the 12,340 children, **7,903** were first-time victims.
- Largest age group of victims = **<1 years**, representing 1,766 of the 12,340 cases.

Types of Maltreatment Victims, 2022

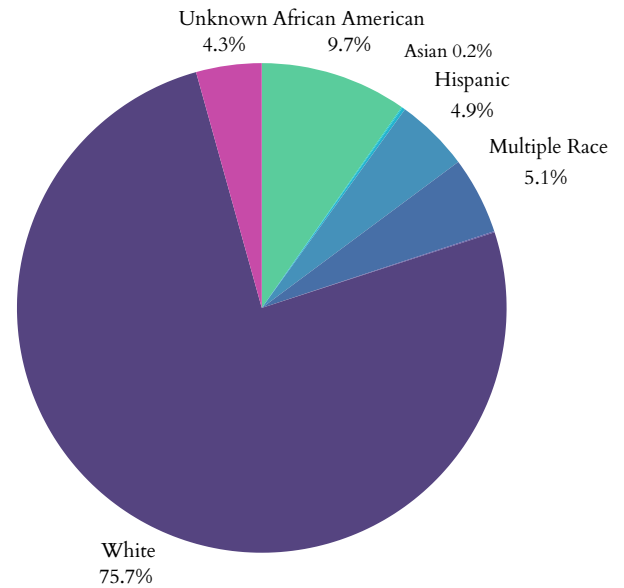


Plans for Safe Care

- In 2022, Kentucky reported **770** infants screened with prenatal substance exposure.
- Kentucky reported **142** plans of safe care for screened-in infants.

Kentucky has a Family First plan approved by the administration.

Child Victims by Race or Ethnicity, 2022



Perpetrators of child maltreatment (2022):

- **75%** = parents of the child.
- **25%** = non-parents or unknown relationship.

Child victims (2022):

- **51%** = female; **49%** = male.

- Child fatalities increased from **11** in 2021 to **12** in 2022.
- Kentucky reported **zero** total child victims of sex trafficking.
- Post-response services given to **9,415** victims and **3,155** non-victims.

Age Distribution of Maltreatment Victims, 2022

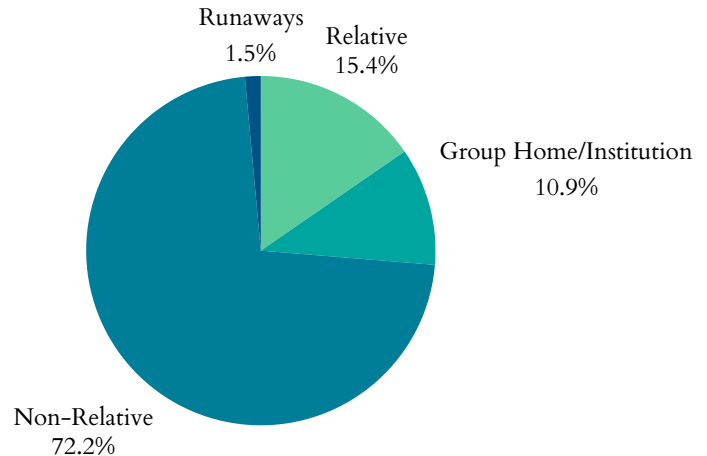


Kentucky's Children

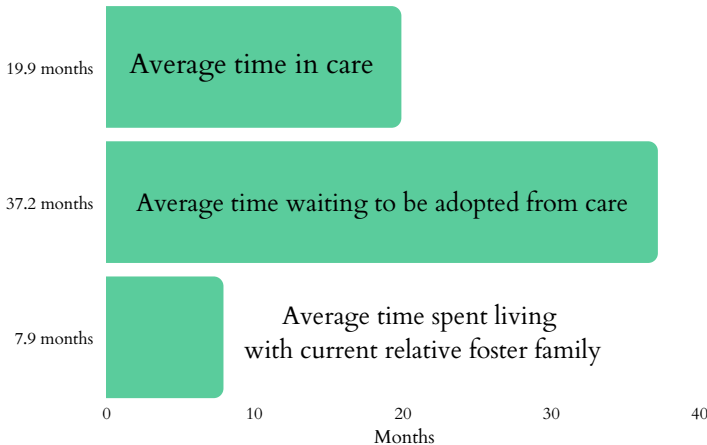
Foster Care and Adoptions

- **13,227** total children were served by the foster care system in FY 2022.
- **7,905** in care as of 09/30/2022.
- During 2022, **4,963** children entered care and **5,322** exited.
- **1,339** children were adopted; **3,038** were waiting to be adopted.
- **5.5%** decrease in the number of children in care between 2021-2022. Adoptions from the system also increased by **10.5%** from 2021.

Where are Children in Foster Care Staying? 2021



Duration in Care, 2021



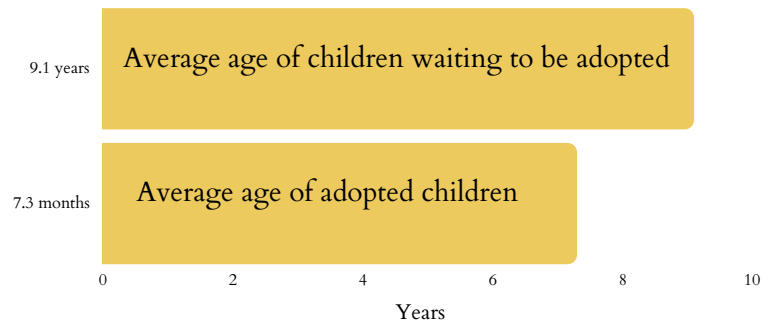
- In 2021, **580** children exited foster care due to age (**15.7%** decrease from 2020).
- **5,582** children were living with non-relatives; **1,189** stayed with a relative.
- **843** children were staying in group homes or institutions; **113** children classified as runaways.
- **6%** of households had a grandparent living with a grandchild.

15.7% The decrease since 2020 in children transitioning from foster care to independence.

Juvenile Justice

- **4,798** total arrests for children under 18 in 2019.
- **164** for Disorderly Conduct.
- **1,193** for Property Crimes.
- **398** for Drug Abuse Violations.
- **297** children lived in juvenile correction facilities in 2021 (decrease from **588** kids in 2019; **49.5%** decline).

Adoption, 2020



49.5% The decline since 2019 of children living in juvenile correction facilities.



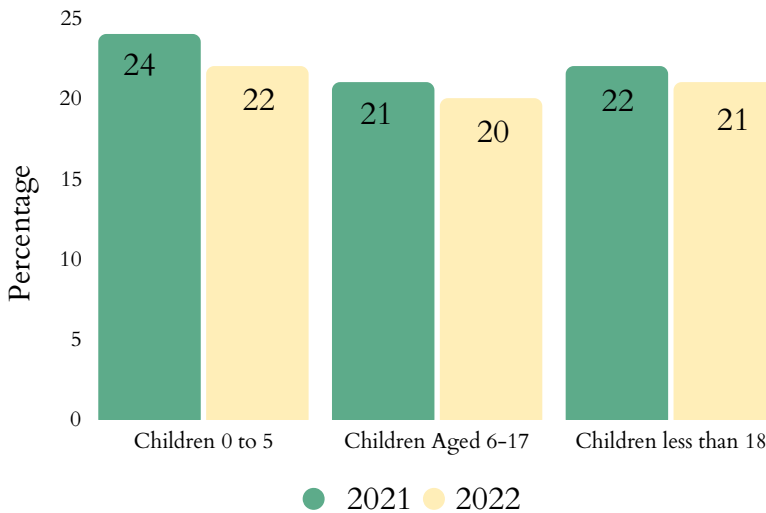
Kentucky's Children

Child Poverty

- 285,000 children lived with parents who lacked secure employment in 2022 (28% of all children).
- 23% of children lived in households with a high housing cost burden.
- Average number of TANF recipients fell from 26,643 in 2021 to 23,541 in 2022 (11.6% decrease).

- The state spent \$30,012,675 on WIC in 2022, serving 84,438 people: a 4.5% decrease in total participants and 11.8% increase in spending since 2021.
- 579,770 people were food insecure in 2021, including 154,290 children.
- 40.6% of households receiving SNAP benefits in 2019 had children.

Child Poverty Over Time



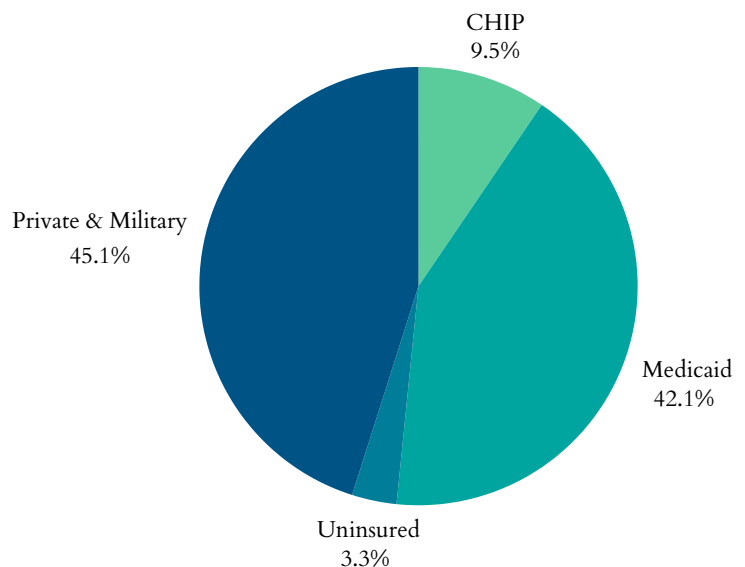
Teens & Youth

- 19,000 youth (16-19yrs) were not in school nor working in 2022 (8%).
- In 2021, there were zero reports of suicide among children aged 10-14 and 113 reports among ages 15-24.
- 93 children <19yrs were killed by a firearm in Kentucky in 2021.

Health

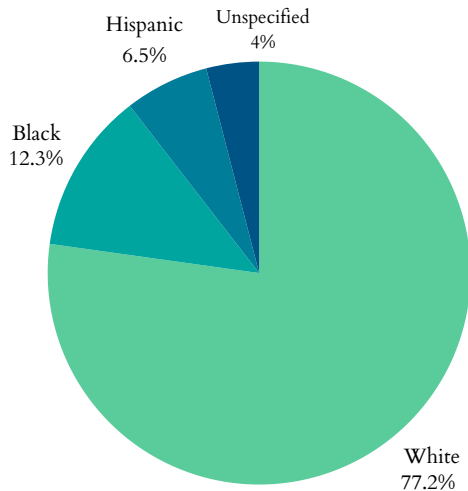
- 46,000 children had no health insurance in 2022 (7% increase from 2021).
- 498,000 children were enrolled in Medicaid in 2022 (1.6% increase from 2021).
- 123,953 children in Kentucky were in the state Children Health Insurance Program (CHIP) in 2021 (22.4% increase from 2020).

Health Insurance Coverage for Children, 2021



Kentucky's Children

Percentage of All Preterm Births by Race or Ethnicity, 2021



- **4,761** low birth-weight babies (<5.5lbs) born in 2021 (**9.1%** of births).
- **6,247** preterm births (<37wks) in 2021 (**12%** of births).
 - **11.8%** of all White babies
 - **15%** of all Black babies
- **3,191** births to mothers aged 15-19 in 2021 -- a rate of 22 in every 1,000 teen girls.
- **325** infants aged <1yr died in 2021; a rate of 6.2 per 1,000.

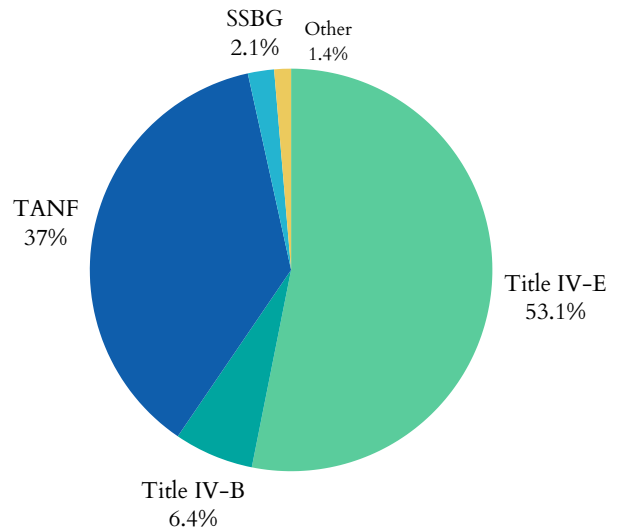
Medicaid Expansion

Kentucky has been a Medicaid expansion state since 01/01/2014.

Funding for Child Welfare Services

- Kentucky spent **\$612,056,512.22** on child welfare services in 2020.
 - Child welfare services = direct and administrative services
- **\$237,658,854.48** = from the federal government
- **\$360,238,312.74** = from state and local funds.

Federal Funding Sources, 2020



The significant funding sectors of the **\$237,658,854.48** in federal funding received in Kentucky in 2020:

- **\$35,290,088** as part of the Title IV-E Total Foster Care Program.
- **\$74,643,940** as part of the Title IV-E Adoption Assistance Program.
- Kentucky's sum of expenditures for Social Service Block Grants in 2021 was **\$16,982,758**

