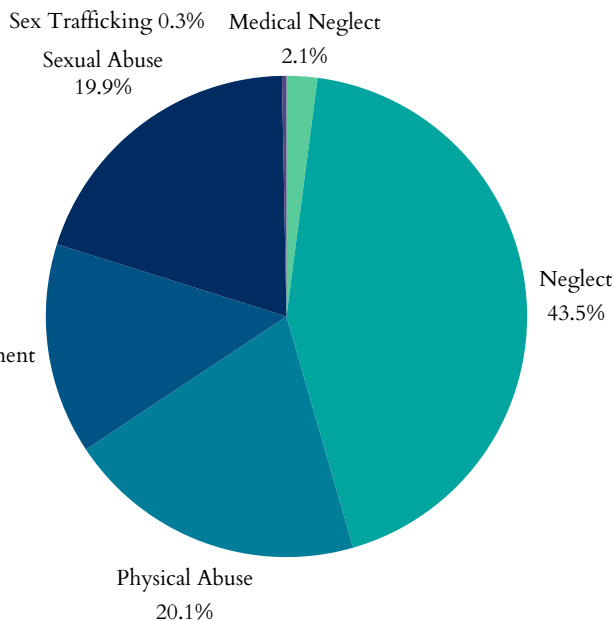


# Kansas' Children

## Child Maltreatment

- In 2022, Kansas had **45,489** total referrals for child abuse and neglect. Of those, **23,095** were screened in for response by CPS.
- **1,861** child victims of abuse or neglect, at a rate of 2.7 children per 1,000 (41.6% decrease since 2018).
- Of the 1,861 children, **1,669** were first-time victims.
- Largest age group of victims = **<1 years**, representing 146 of the 1,861 cases.

## Types of Maltreatment Victims, 2022

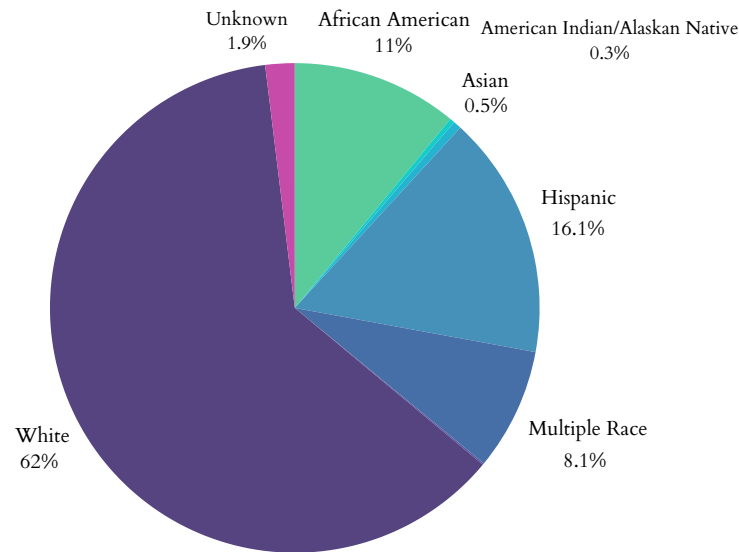


## Plans for Safe Care

- In 2022, Kansas reported **29** infants screened with prenatal substance exposure.
- Kansas reported **1** plans of safe care for screened-in infants.

Kansas has a Family First plan approved by the administration.

## Child Victims by Race or Ethnicity, 2022



## Perpetrators of child maltreatment (2022):

- **68%** = parents of the child.
- **32%** = non-parents or unknown relationship.

## Child victims (2022):

- **56%** = female; **44%** = male.

- Child fatalities decreased from **10** in 2021 to **8** in 2022.
- Kansas reported **6** total child victims of sex trafficking.
- Post-response services given to **1,060** victims and **7,112** non-victims.

## Age Distribution of Maltreatment Victims, 2022

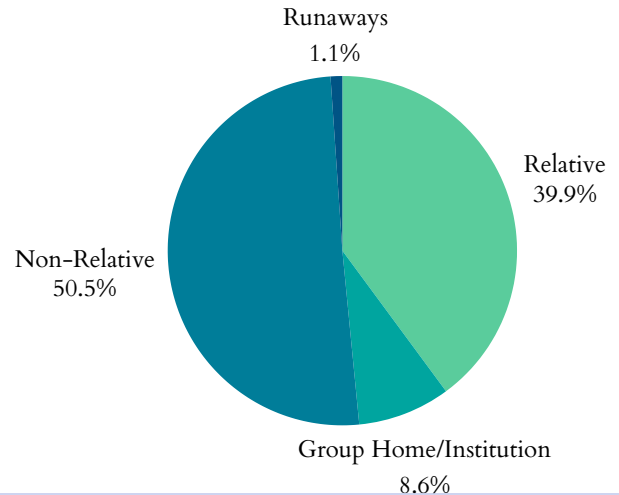


# Kansas's Children

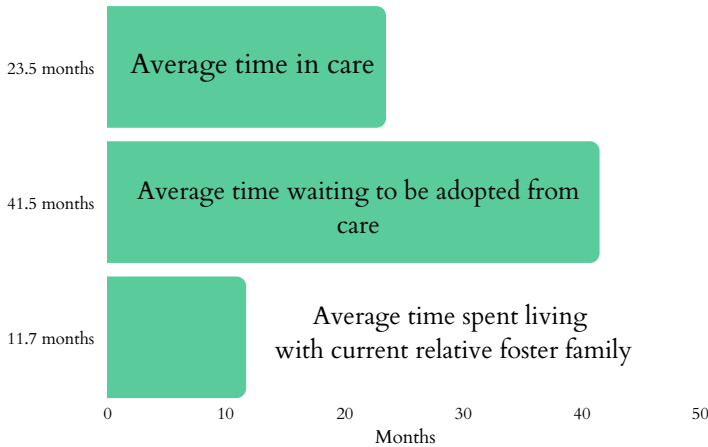
## Foster Care and Adoptions

- **10,061** total children were served by the foster care system in FY 2022.
- **6,808** in care as of 09/30/2022.
- During 2022, **3,096** children entered care and **3,253** exited.
- **959** children were adopted; **2,221** were waiting to be adopted.
- **3.9%** decrease in the number of children in care between 2021-2022. Adoptions from the system also increased by **14.2%** from 2021.

### Where are Children in Foster Care Staying? 2021



### Duration in Care, 2021



- In 2021, **444** children exited foster care due to age (2.1% increase from 2020).
- **3,121** children were living with non-relatives; **2,467** stayed with a relative.
- **530** children were staying in group homes or institutions; **67** children classified as runaways.
- **4%** of households had a grandparent living with a grandchild.

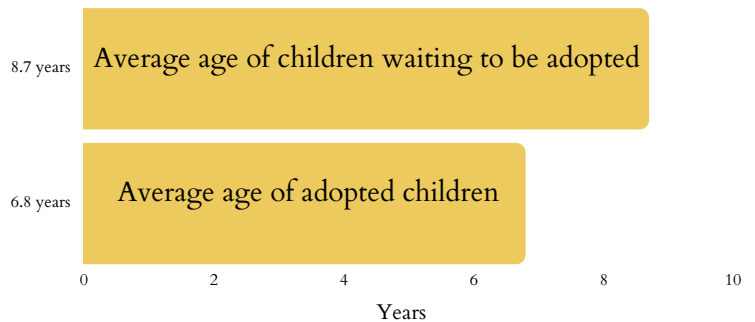
**2.1%**

The increase since 2020 in children transitioning from foster care to independence.

## Juvenile Justice

- **3,632** total arrests for children under 18 in 2019.
- **127** for Disorderly Conduct.
- **552** for Property Crimes.
- **621** for Drug Abuse Violations.
- **351** children lived in juvenile correction facilities in 2021 (decrease from **360** kids in 2019; 2.5% decline).

### Adoption, 2020



**2.5%**

The decline since 2019 of children living in juvenile correction facilities.



# Kansas's Children

## Child Poverty

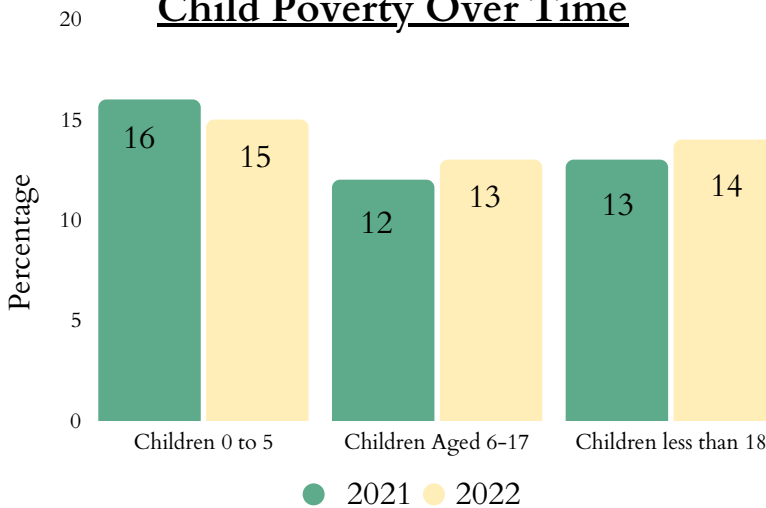
- **138,000** children lived with parents who lacked secure employment in 2022 (20% of all children).
- **23%** of children lived in households with a high housing cost burden.
- Average number of TANF recipients fell from **3,146** in 2021 to **3,107** in 2022 (1.2% decrease).

- The state spent **\$17,559,985** on WIC in 2022, serving **44,209** people: a 0.4% decrease in total participants and 10.8% increase in spending since 2021.
- **291,430** people were food insecure in 2021, including **93,960** children.
- **41.4%** of households receiving SNAP benefits in 2019 had children.

## Teens & Youth

- **10,000** youth (16-19yrs) were not in school nor working in 2022 (6%).
- In 2021, there were **10** reports of suicide among children aged 10-14 and **96** reports among ages 15-24.
- **63** children <19yrs were killed by a firearm in Kansas in 2021.

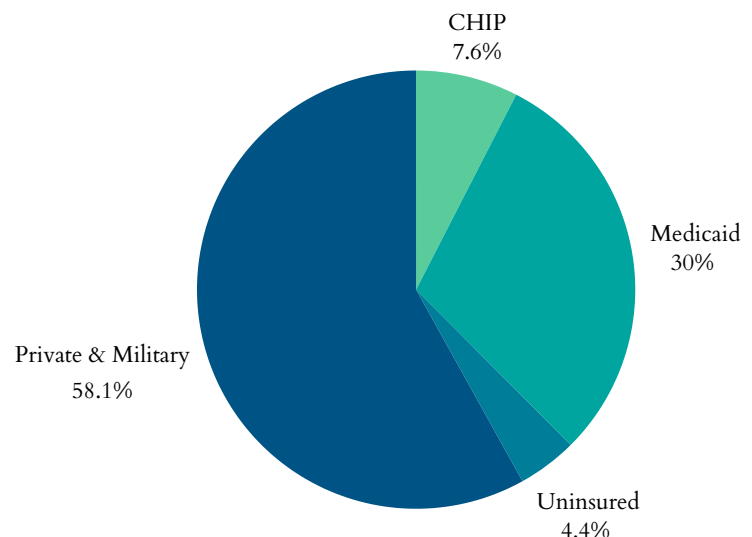
### Child Poverty Over Time



## Health

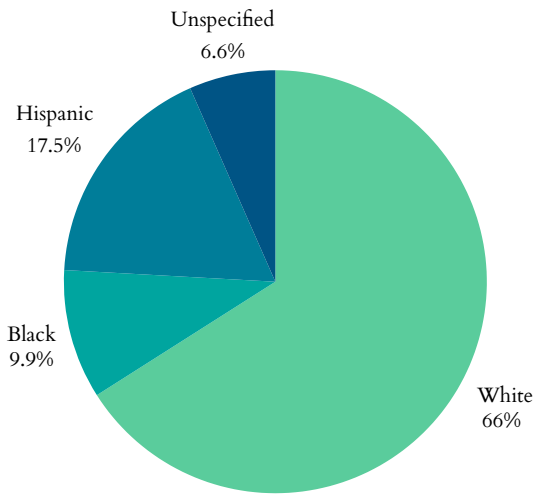
- **38,000** children had no health insurance in 2022 (no change from 2021).
- **224,000** children were enrolled in Medicaid in 2022 (6.7% decrease from 2021).
- **65,275** children in Kansas were in the state Children Health Insurance Program (CHIP) in 2021 (5.3% decrease from 2020).

### Health Insurance Coverage for Children, 2021



# Kansas's Children

## Percentage of All Preterm Births by Race or Ethnicity, 2021



- 2,567 low birth-weight babies (<5.5lbs) born in 2021 (7.4% of births).
- 3,408 preterm births (<37wks) in 2021 (9.8% of births).
  - 9.4% of all White babies
  - 14.6% of all Black babies
- 1,614 births to mothers aged 15-19 in 2021 -- a rate of 16 in every 1,000 teen girls.
- 193 infants aged <1yr died in 2021; a rate of 5.6 per 1,000.

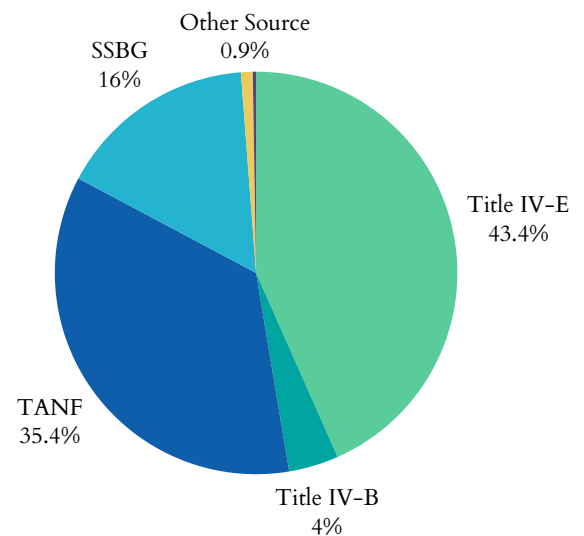
## Medicaid Expansion

Kansas is not a Medicaid expansion state.

## Funding for Child Welfare Services

- Kansas spent \$397,794,801.41 on child welfare services in 2020.
  - Child welfare services = direct and administrative services
- \$119,022,340.62 = from the federal government
- \$273,532,916.95 = from state and local funds.

## Federal Funding Sources, 2020



The significant funding sectors of the \$119,022,340.62 in federal funding received in Kansas in 2020:

- \$24,443,523.84 as part of the Title IV-E Total Foster Care Program.
- \$22,952,964.50 as part of the Title IV-E Adoption Assistance Program.
- Kansas's sum of expenditures for Social Service Block Grants in 2021 was \$26,843,079

