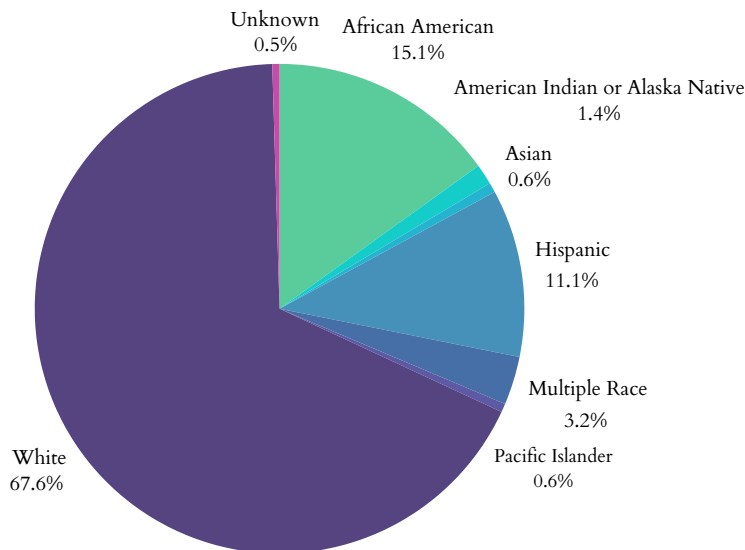


Iowa's Children

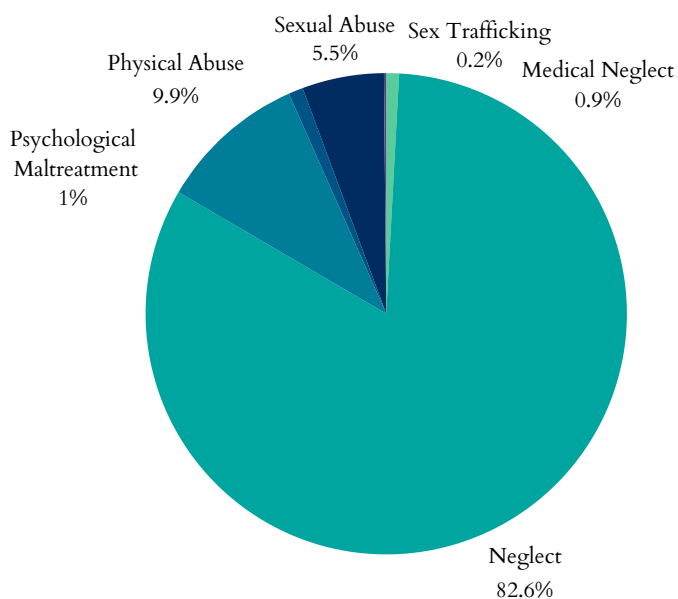
Child Maltreatment

- In 2022, Iowa had **53,272** total referrals for child abuse and neglect. Of those, **34,900** were screened in for response by CPS.
- **11,150** child victims of abuse or neglect, at a rate of 15.4 children per 1,000 (5.2% decrease since 2018).
- Of the 11,150 children, **7,704** were first-time victims.
- Largest age group of victims = **<1 years**, representing 1,777 of the 11,150 cases.

Child Victims by Race or Ethnicity, 2022



Types of Maltreatment Victims, 2022



Perpetrators of child maltreatment (2022):

- **79%** = parents of the child.
- **21%** = non-parents or unknown relationship.

Child victims (2022):

- **51%** = female; **49%** = male.

- Child fatalities increased from **12** in 2021 to **18** in 2022.
- Iowa reported **18** total child victims of sex trafficking.
- Post-response services given to **13,150** victims and **43,055** non-victims.

Plans for Safe Care

- In 2022, Iowa reported **30** infants screened with prenatal substance exposure.
- Iowa reported **30** plans of safe care for screened-in infants.

Iowa has a Family First plan approved by the administration.

Age Distribution of Maltreatment Victims, 2022



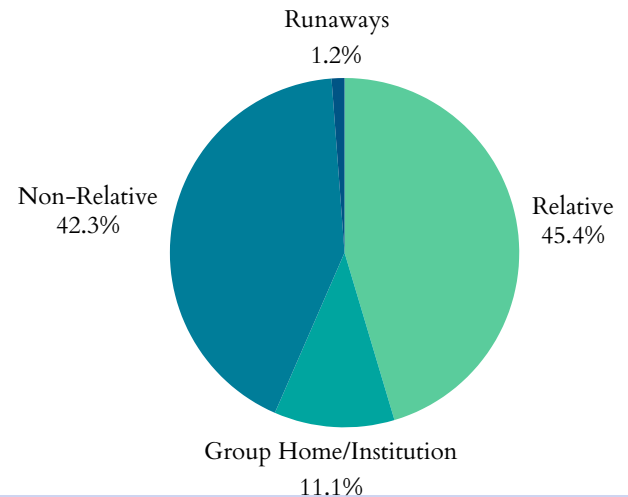
Published April 2024

Iowa's Children

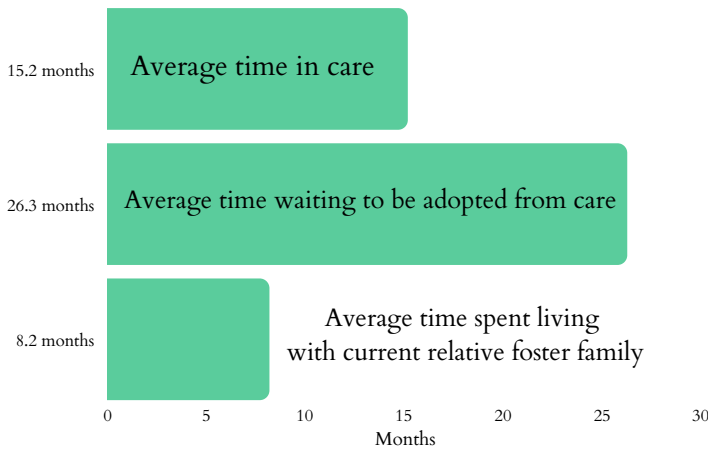
Foster Care and Adoptions

- **6,797** total children were served by the foster care system in FY 2022.
- **4,048** in care as of 09/30/2022.
- During 2022, **2,699** children entered care and **2,749** exited.
- **960** children were adopted; **985** were waiting to be adopted.
- **2.3%** decrease in the number of children in care between 2021-2022. Adoptions from the system also decreased by **4.7%** from 2021.

Where are Children in Foster Care Staying? 2021



Duration in Care, 2021



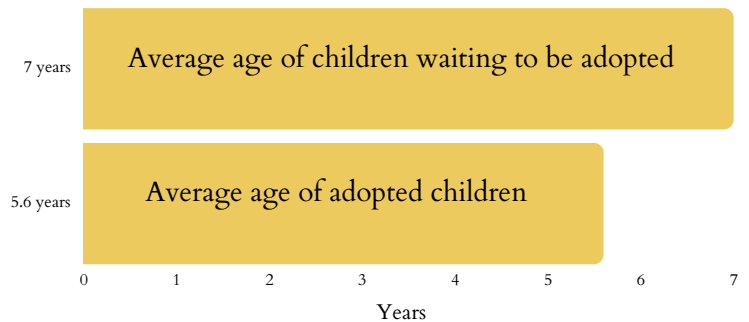
- In 2021, **178** children exited foster care due to age (**7.8%** decrease from 2020).
- **1,631** children were living with non-relatives; **1,751** stayed with a relative.
- **430** children were staying in group homes or institutions; **46** children classified as runaways.
- **3%** of households had a grandparent living with a grandchild.

7.8% The decrease since 2020 in children transitioning from foster care to independence.

Juvenile Justice

- **8,901** total arrests for children under 18 in 2019.
- **964** for Disorderly Conduct.
- **1,891** for Property Crimes.
- **890** for Drug Abuse Violations.
- **267** children lived in juvenile correction facilities in 2021 (decrease from **441** kids in 2019; **39.5%** decline).

Adoption, 2020



39.5% The decline since 2019 of children living in juvenile correction facilities.



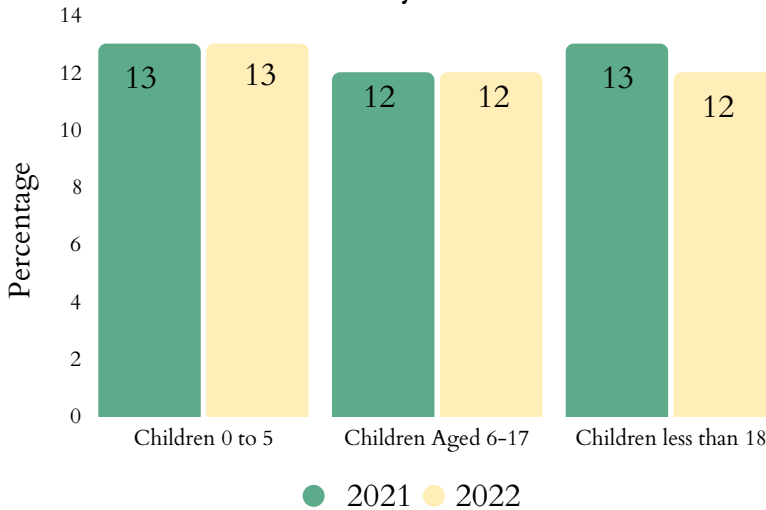
Iowa's Children

Child Poverty

- **132,000** children lived with parents who lacked secure employment in 2022 (18% of all children).
- **20%** of children lived in households with a high housing cost burden.
- Average number of TANF recipients fell from **14,860** in 2021 to **11,556** in 2022 (22.2% decrease).

- The state spent **\$17,417,970** on WIC in 2022, serving **55,987** people: a 4.8% decrease in total participants and 3.6% increase in spending since 2021.
- **238,290** people were food insecure in 2021, including **68,990** children.
- **40.7%** of households receiving SNAP benefits in 2019 had children.

Child Poverty Over Time



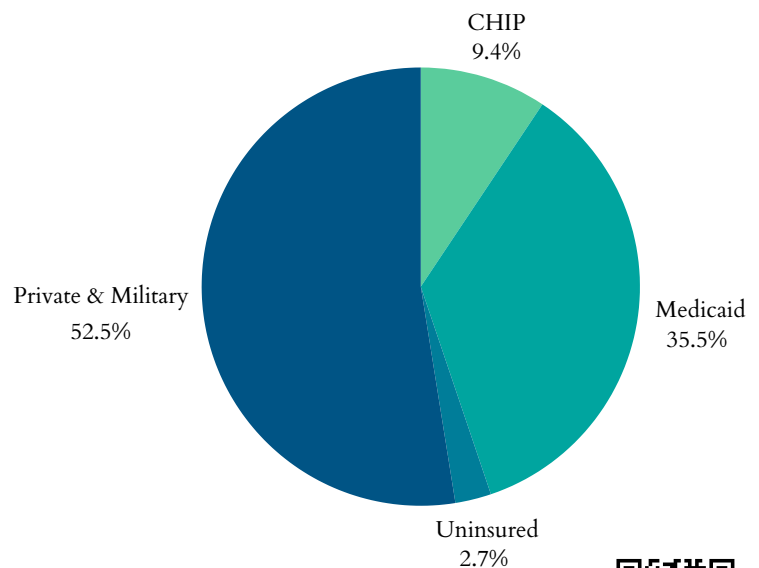
Teens & Youth

- **7,000** youth (16-19yrs) were not in school nor working in 2022 (4%).
- In 2021, there were **zero** reports of suicide among children aged 10-14 and 71 reports among ages 15-24.
- **36** children <19yrs were killed by a firearm in Iowa in 2021.

Health

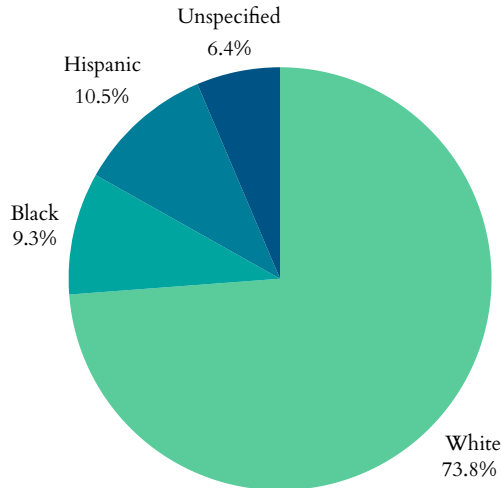
- **28,000** children had no health insurance in 2022 (7.7% increase from 2021).
- **273,000** children were enrolled in Medicaid in 2022 (5.5% decrease from 2021).
- **91,640** children in Iowa were in the state Children Health Insurance Program (CHIP) in 2021 (9.9% decrease from 2020).

Health Insurance Coverage for Children, 2021



Iowa's Children

Percentage of All Preterm Births by Race or Ethnicity, 2021



- 2,519 low birth-weight babies (<5.5lbs) born in 2021 (6.8% of births).
- 3,692 preterm births (<37wks) in 2021 (10% of births).
 - 9.7% of all White babies
 - 13.5% of all Black babies
- 1,363 births to mothers aged 15-19 in 2021 -- a rate of 13 in every 1,000 teen girls.
- 148 infants aged <1yr died in 2021; a rate of 4 per 1,000.

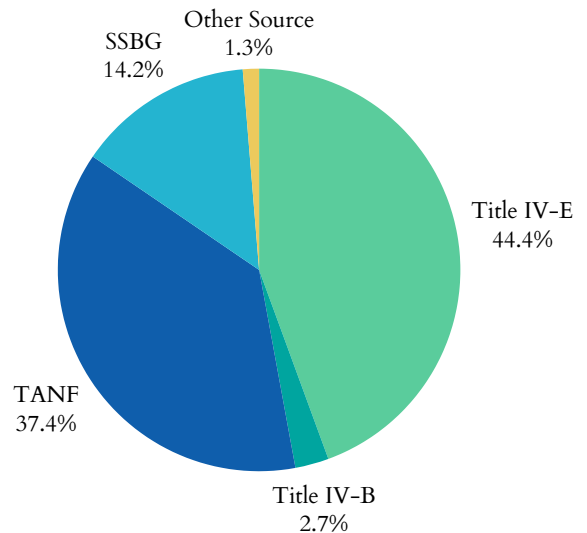
Medicaid Expansion

Iowa has been a Medicaid expansion state since 01/01/2014.

Funding for Child Welfare Services

- Iowa spent \$290,288,636.74 on child welfare services in 2020.
 - Child welfare services = direct and administrative services
- \$156,834,940 = from the federal government
- \$127,824,510 = from state and local funds.

Federal Funding Sources, 2020



The significant funding sectors of the \$156,834,940 in federal funding received in Iowa in 2020:

- \$20,155,837 as part of the Title IV-E Total Foster Care Program.
- \$47,314,677 as part of the Title IV-E Adoption Assistance Program.
- Iowa's sum of expenditures for Social Service Block Grants in 2021 was \$28,340,515

