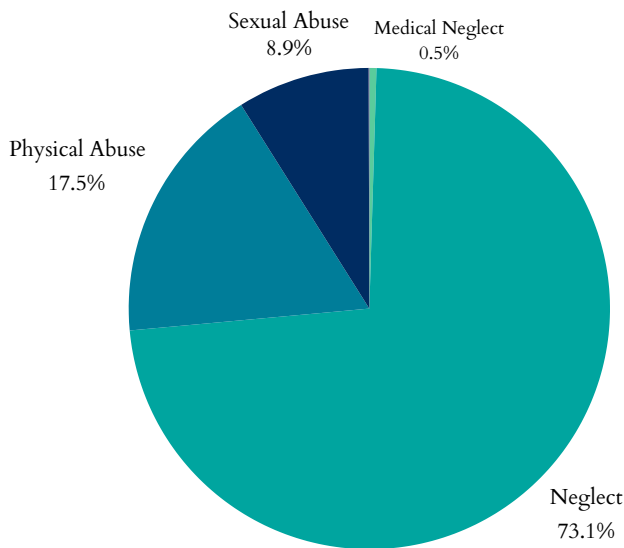


# Idaho's Children

## Child Maltreatment

- In 2022, Idaho had **21,206** total referrals for child abuse and neglect. Of those, **7,465** were screened in for response by CPS.
- **2,005** child victims of abuse or neglect, at a rate of 4.3 children per 1,000 (4.5% increase since 2018).
- Of the 2,005 children, **1,695** were first-time victims.
- Largest age group of victims = **<1 years**, representing 473 of the 2,005 cases.

## Types of Maltreatment Victims, 2022



## Plans for Safe Care

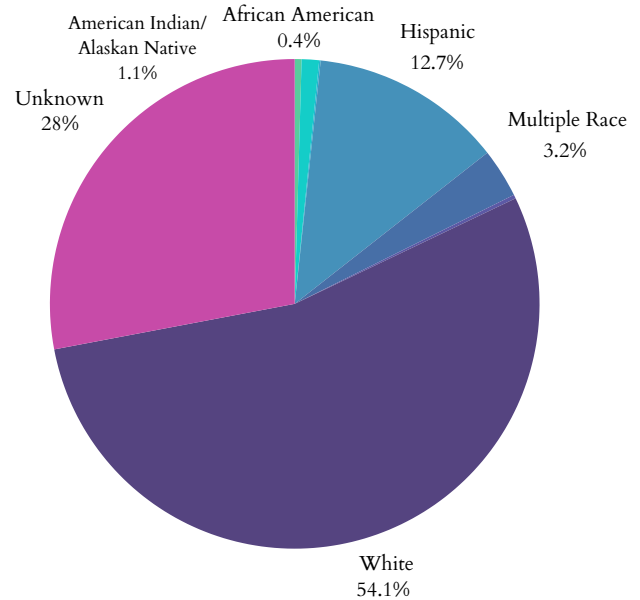
- In 2021, Idaho reported **175** infants screened with prenatal substance exposure.
- Idaho reported **142** plans of safe care for screened-in infants.

Idaho has a Family First plan approved by the administration.



Published April 2024

## Child Victims by Race or Ethnicity, 2022



## Perpetrators of child maltreatment (2022):

- **91%** = parents of the child.
- **9%** = non-parents or unknown relationship.

## Child victims (2022):

- **54%** = female; **46%** = male.

- Child fatalities increased from **3** in 2021 to **8** in 2022.
- Idaho reported **1** total child victim of sex trafficking.
- Post-response services given to **1,231** victims and **10,848** non-victims.

## Age Distribution of Maltreatment Victims, 2022

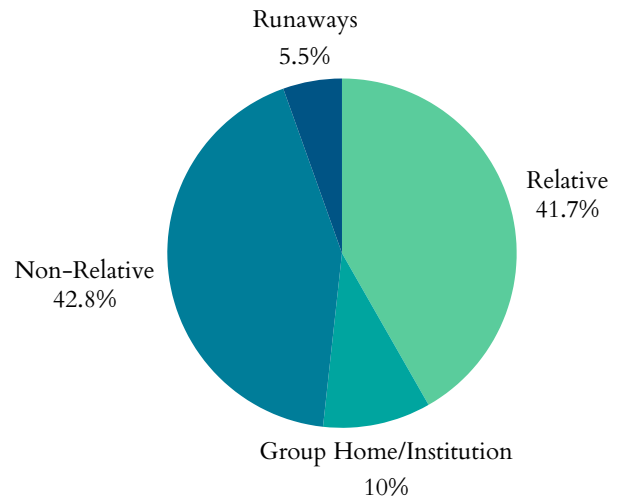


# Idaho's Children

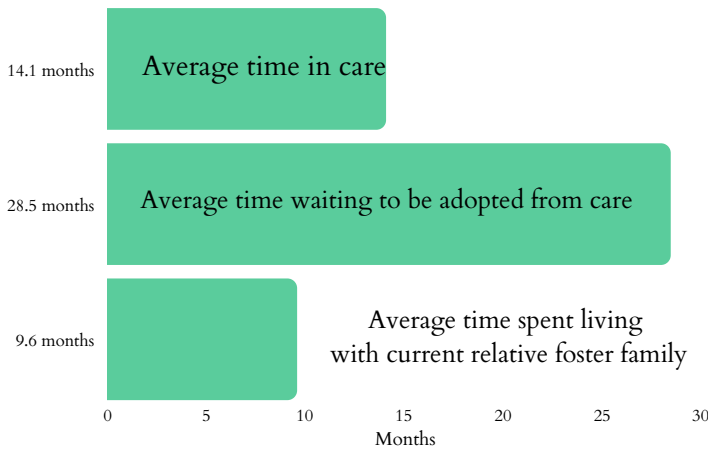
## Foster Care and Adoptions

- 2,597 total children were served by the foster care system in FY 2022.
- 1,548 in care as of 09/30/2022.
- During 2022, 1,101 children entered care and 1,049 exited.
- 286 children were adopted; 308 were waiting to be adopted.
- 3.3% decrease in the number of children in care between 2021-2022. Adoptions from the system also decreased by 17.3% from 2022.

### Where are Children in Foster Care Staying? 2021



### Duration in Care, 2021



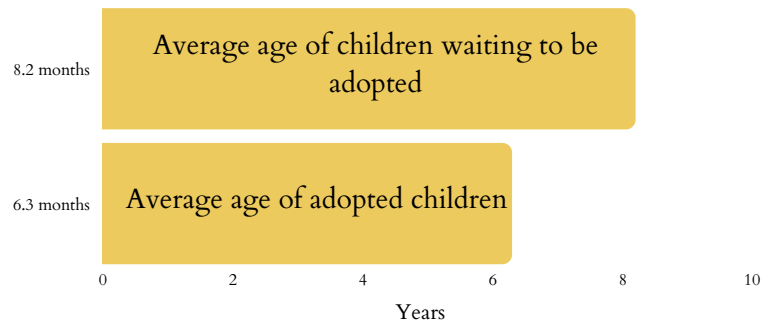
- In 2021, 56 children exited foster care due to age (28.2% decrease from 2020).
- 604 children were living with non-relatives; 589 stayed with a relative.
- 141 children were staying in group homes or institutions; 77 children classified as runaways.
- 3% of households had a grandparent living with a grandchild.

**28.2%** The decrease since 2020 in children transitioning from foster care to independence.

## Juvenile Justice

- 6,235 total arrests for children under 18 in 2019.
- 283 for Disorderly Conduct.
- 899 for Property Crimes.
- 956 for Drug Abuse Violations.
- 264 children lived in juvenile correction facilities in 2021 (decrease from 342 kids in 2019; 22.8% decline).

### Adoption, 2020



**22.8%** The decline since 2019 of children living in juvenile correction facilities.



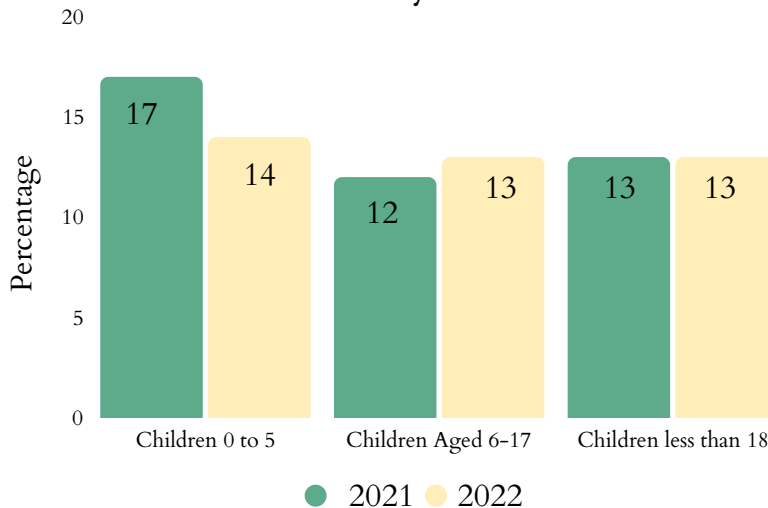
# Idaho's Children

## Child Poverty

- **108,000** children lived with parents who lacked secure employment in 2022 (23% of all children).
- **25%** of children lived in households with a high housing cost burden.
- Average number of TANF recipients fell from **2,364** in 2021 to **2,178** in 2022 (7.8% decrease).

- The state spent **\$8,717,322** on WIC in 2022, serving **29,030** people: a 3% decrease in total participants and 3.8% increase in spending since 2021.
- **156,640** people were food insecure in 2021, including **40,410** children.
- **47.3%** of households receiving SNAP benefits in 2019 had children.

### Child Poverty Over Time



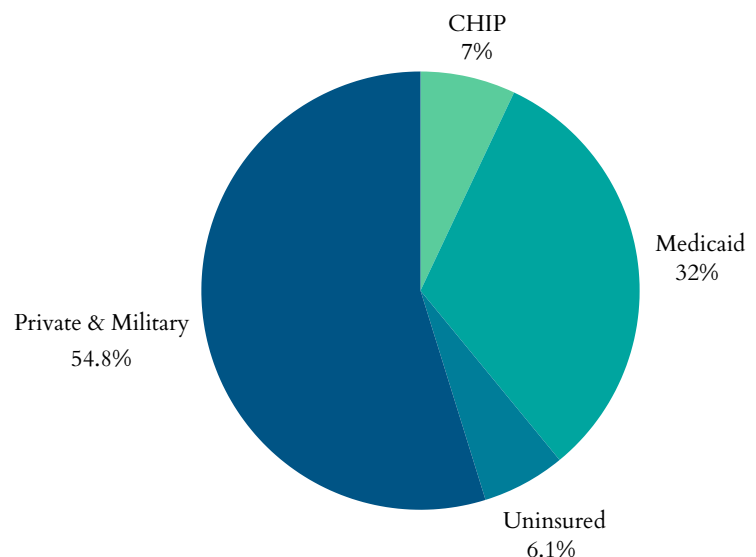
## Teens & Youth

- **8,000** youth (16-19yrs) were not in school nor working in 2022 (7%).
- In 2020, there were **zero** reports of suicide among children aged 10-14 and **65** reports among ages 15-24.
- **21** children <19yrs were killed by a firearm in Idaho in 2020.

## Health

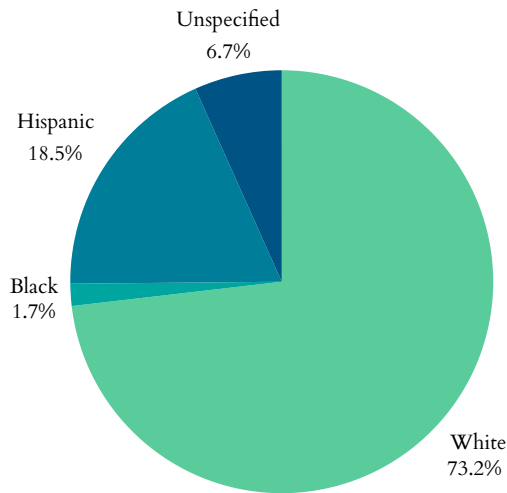
- **28,000** children had no health insurance in 2022 (20% decrease from 2021).
- **181,000** children were enrolled in Medicaid in 2022 (1.1% increase from 2021).
- **39,980** children in Idaho were in the state Children Health Insurance Program (CHIP) in 2021 (3.5% increase from 2020).

### Health Insurance Coverage for Children, 2021



# Idaho's Children

## Percentage of All Preterm Births by Race or Ethnicity, 2021



- **1,494** low birth-weight babies (<5.5lbs) born in 2021 (6.7% of births).
- **2,016** preterm births (<37wks) in 2021 (9% of births).
  - 8.7% of all White babies
  - 12.6% of all Black babies
- **787** births to mothers aged 15-19 in 2021 -- a rate of 12 in every 1,000 teen girls.
- **117** infants aged <1yr died in 2021; a rate of 5.2 per 1,000.

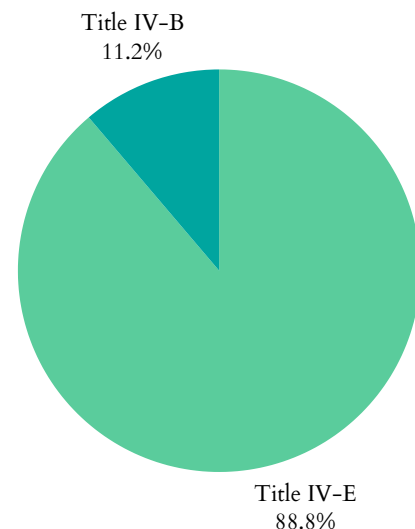
## Medicaid Expansion

Idaho has been a Medicaid expansion state since 01/01/2020.

## Funding for Child Welfare Services

- Idaho spent **\$56,738,716.55** on child welfare services in 2020.
  - Child welfare services = direct and administrative services
- **\$34,925,003** = from the federal government
- **\$21,813,713.55** = from state and local funds.

## Federal Funding Sources, 2020



The significant funding sectors of the **\$34,925,003** in federal funding received in Idaho in 2020:

- **\$20,040,298** as part of the Title IV-E Total Foster Care Program.
- **\$10,166,024** as part of the Title IV-E Adoption Assistance Program.
- Idaho's sum of expenditures for Social Service Block Grants in 2021 was **\$7,575,999**

