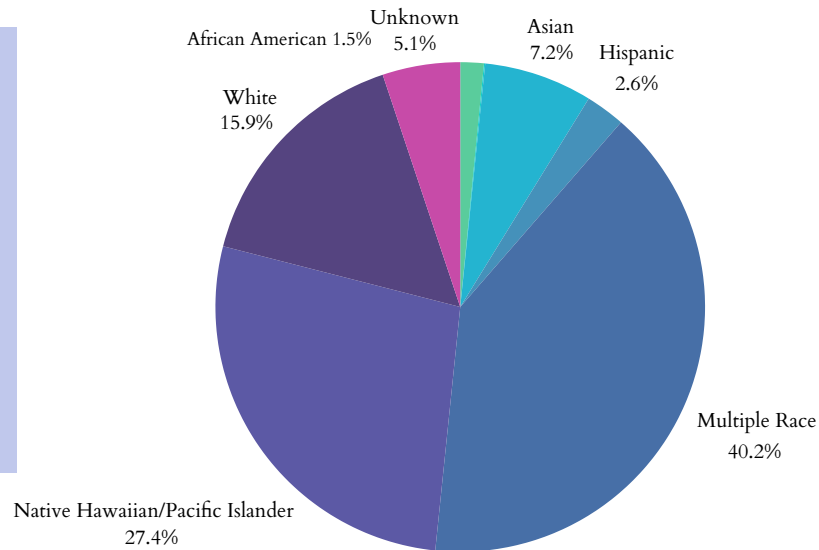


# Hawaii's Children

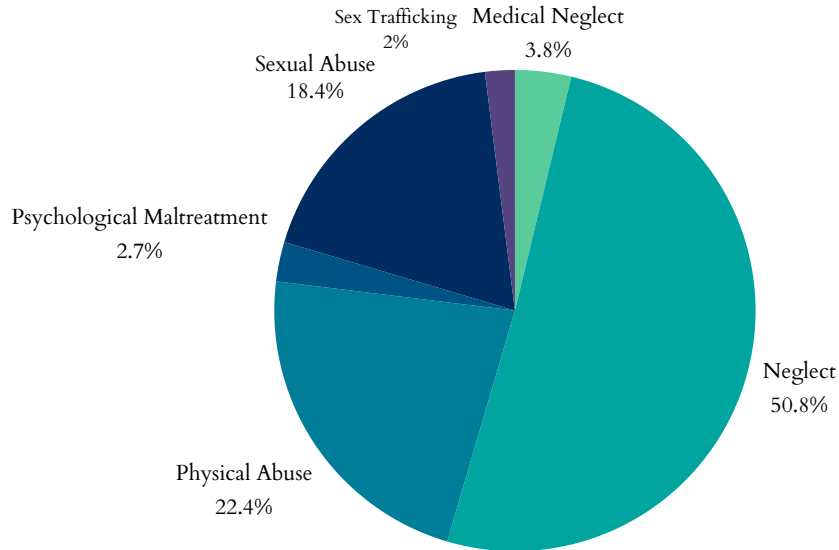
## Child Maltreatment

- In 2022, Hawaii had **6,262** total referrals for child abuse and neglect. Of those, **2,897** were screened in for response by CPS.
- **1,228** child victims of abuse or neglect, at a rate of 4.1 children per 1,000 (2.9% decrease since 2018).
- Of the 1,228 children, **945** were first-time victims.
- Largest age group of victims = **<1 years**, representing 170 of the 1,228 cases.

## Child Victims by Race or Ethnicity, 2022



## Types of Maltreatment Victims, 2022



## Perpetrators of child maltreatment (2022):

- **86%** = parents of the child.
- **14%** = non-parents or unknown relationship.

## Child victims (2022):

- **55%** = female; **45%** = male.

- Child fatalities increased from **2** in 2021 to **5** in 2022.
- Hawaii reported **9** total child victims of sex trafficking.
- Post-response services given to **784** victims and **4,521** non-victims.

## Plans for Safe Care

- In 2021, Hawaii reported **28** infants screened with prenatal substance exposure.
- Hawaii reported **0** plans of safe care for screened-in infants.

Hawaii has a Family First plan approved by the administration.

## Age Distribution of Maltreatment Victims, 2022

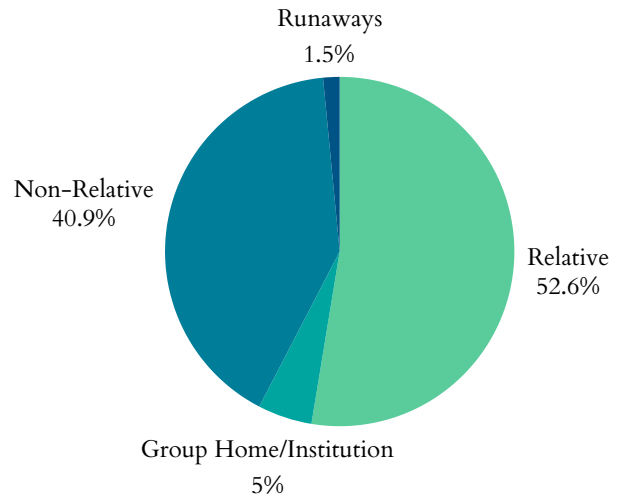


# Hawaii's Children

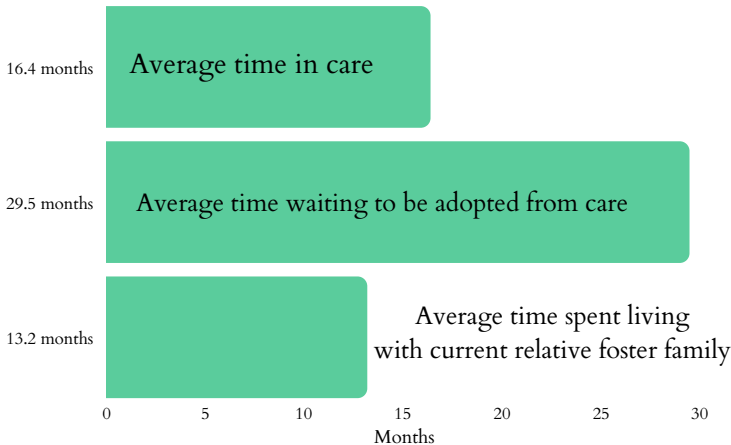
## Foster Care and Adoptions

- **2,292** total children were served by the foster care system in FY 2022.
- **1,340** in care as of 09/30/2022.
- During 2022, **906** children entered care and **952** exited.
- **158** children were adopted; **249** were waiting to be adopted.
- **5.5%** decrease in the number of children in care between 2021-2022. Adoptions from the system also decreased by **42.1%** from 2021.

### Where are Children in Foster Care Staying? 2021



### Duration in Care, 2021



- In 2021, **69** children exited foster care due to age (25% decrease from 2020).
- **536** children were living with non-relatives; **690** stayed with a relative.
- **66** children were staying in group homes or institutions; **20** children classified as runaways.
- **7%** of households had a grandparent living with a grandchild.

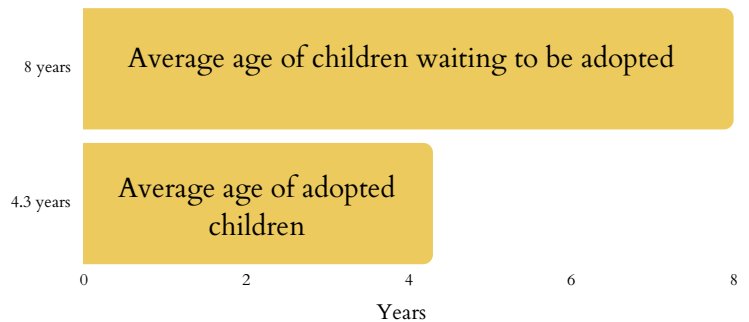
**25%**

The decrease since 2020 in children transitioning from foster care to independence.

## Juvenile Justice

- **1,849** total arrests for children under 18 in 2019.
- **43** for Disorderly Conduct.
- **297** for Property Crimes.
- **274** for Drug Abuse Violations.
- **27** children lived in juvenile correction facilities in 2021 (decrease from **63** kids in 2019; 57% decline).

### Adoption, 2020



**57%**

The decline since 2019 of children living in juvenile correction facilities.



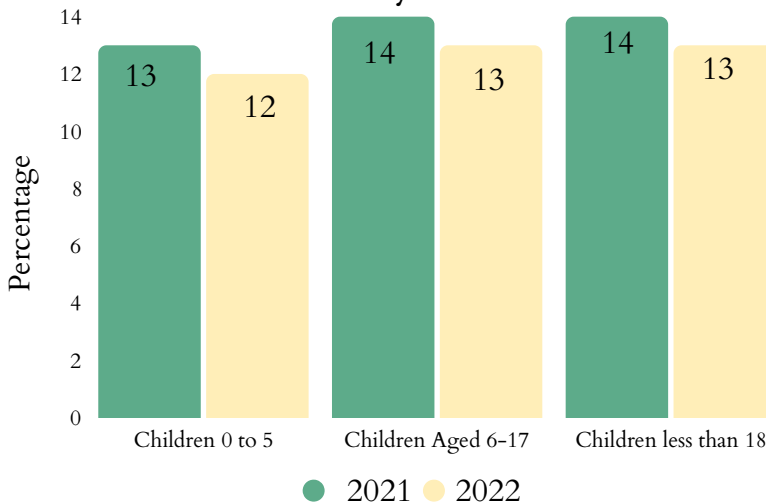
# Hawaii's Children

## Child Poverty

- **84,000** children lived with parents who lacked secure employment in 2022 (28% of all children).
- **38%** of children lived in households with a high housing cost burden.
- Average number of TANF recipients fell from **20,302** in 2021 to **13,326** in 2022 (34% decrease).

- The state spent **\$9,219,918** on WIC in 2022, serving **25,855** people: a 0.2% decrease in total participants and 0.9% decrease in spending since 2021.
- **170,970** people were food insecure in 2021, including **54,180** children.
- **32.7%** of households receiving SNAP benefits in 2019 had children.

### Child Poverty Over Time



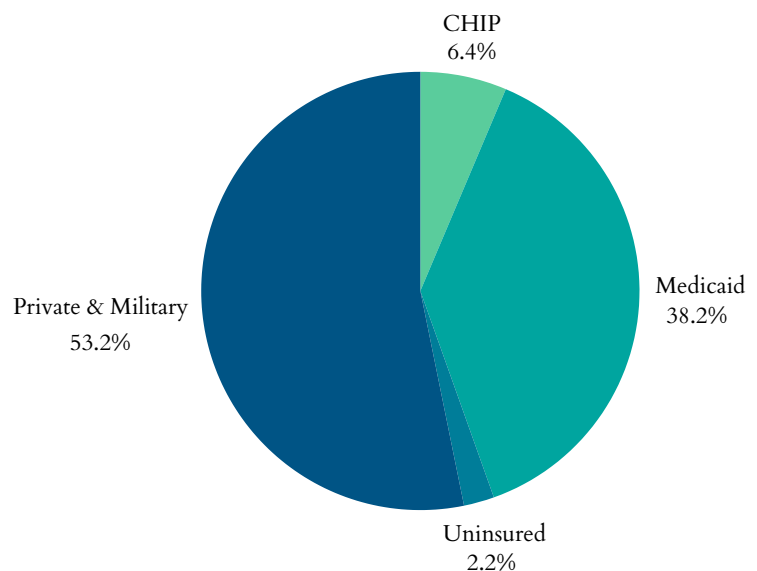
## Teens & Youth

- **4,000** youth (16-19yrs) were not in school nor working in 2022 (7%).
- In 2020, there were **zero** reports of suicide among children aged 10-14 and 17 reports among ages 15-24.
- **Zero** children <19yrs were killed by a firearm in Hawaii in 2020.

## Health

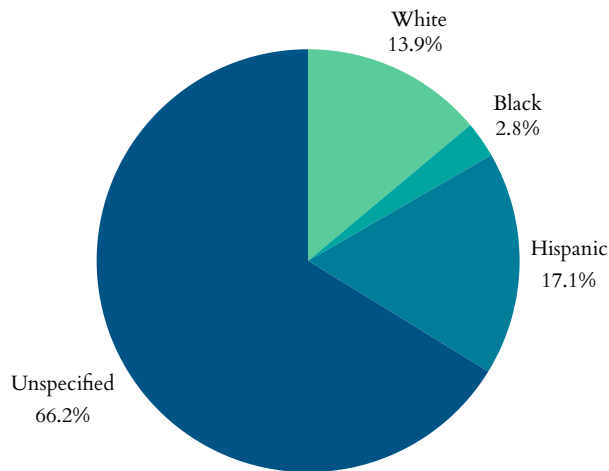
- **9,000** children had no health insurance in 2022 (0.2% increase from 2021).
- **110,000** children were enrolled in Medicaid in 2022 (7.6% decrease from 2021).
- **25,533** children in Hawaii were in the state Children Health Insurance Program (CHIP) in 2021 (7.5% decrease from 2020).

### Health Insurance Coverage for Children, 2021



# Hawaii's Children

## Percentage of All Preterm Births by Race or Ethnicity, 2021



- 1,381 low birth-weight babies (<5.5lbs) born in 2021 (8.8% of births).
- 1,596 preterm births (<37wks) in 2021 (10.2% of births).
  - 7.4% of all White babies
  - 12.9% of all Black babies
- 463 births to mothers aged 15-19 in 2021 -- a rate of 12 in every 1,000 teen girls.
- 72 infants aged <1yr died in 2021; a rate of 4.6 per 1,000.

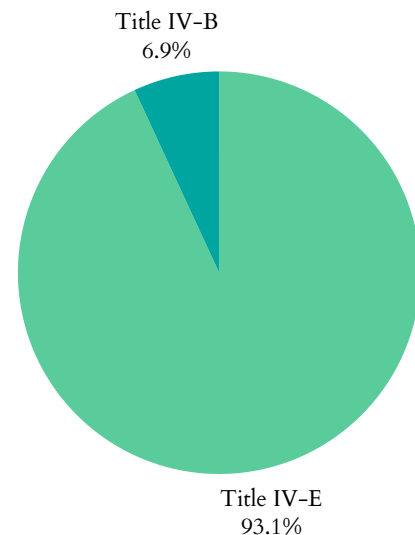
## Medicaid Expansion

Hawaii has been a Medicaid expansion state since 01/01/2014.

## Funding for Child Welfare Services

- Hawaii spent \$71,496,056.33 on child welfare services in 2020.
  - Child welfare services = direct and administrative services
- \$40,062,506 = from the federal government
- \$31,433,550.33 = from state and local funds.

## Federal Funding Sources, 2020



The significant funding sectors of the \$40,062,506 in federal funding received in Hawaii in 2020:

- \$16,079,690 as part of the Title IV-E Total Foster Care Program.
- \$16,147,813 as part of the Title IV-E Adoption Assistance Program.
- Hawaii's sum of expenditures for Social Service Block Grants in 2021 was \$24,917,832

