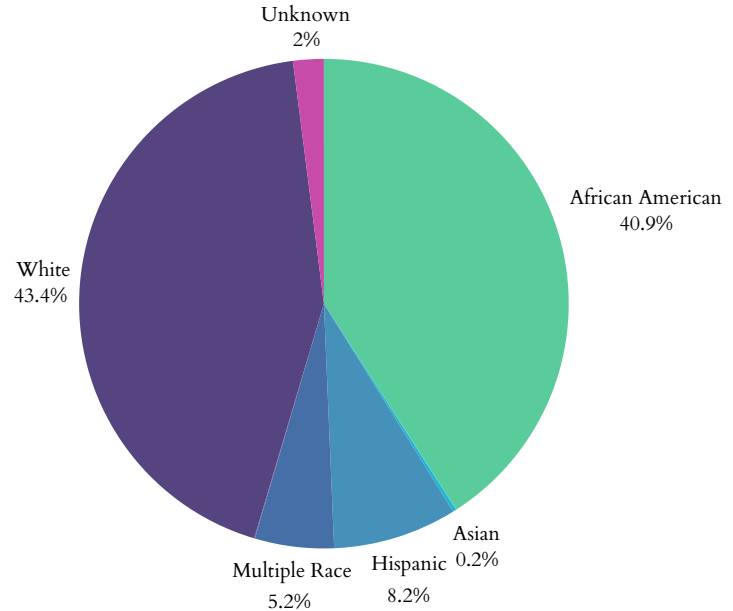


Georgia's Children

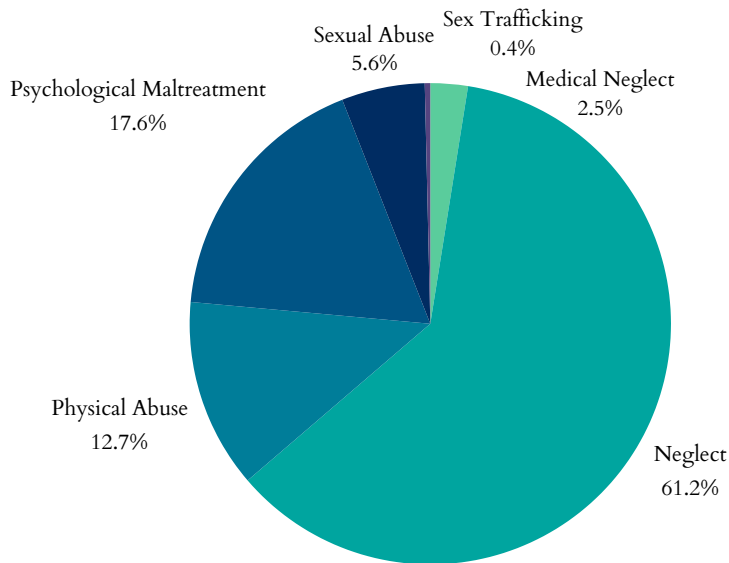
Child Maltreatment

- In 2022, Georgia had **123,459** total referrals for child abuse and neglect. Of those, **52,994** were screened in for response by CPS.
- **10,524** child victims of abuse or neglect, at a rate of 4.2 children per 1,000 (4.9% decrease since 2018).
- Of the 10,524 children, **8,747** were first-time victims.
- Largest age group of victims = **<1 year**, representing 1,711 of the 10,524 cases.

Child Victims by Race or Ethnicity, 2022



Types of Maltreatment Victims, 2022



Perpetrators of child maltreatment (2022):

- **82%** = parents of the child.
- **18%** = non-parents or unknown relationship.

Child victims (2022):

- **52%** = female; **48%** = male.

- Child fatalities increased from **92** in 2021 to **114** in 2022.
- Georgia reported **43** total child victims of sex trafficking.
- Post-response services were given to **8,263** victims and **113,262** non-victims.

Plans for Safe Care

- In 2022, Georgia reported **2,498** infants screened with prenatal substance exposure.
- Georgia reported **1,775** plans of safe care for screened-in infants.

Georgia has a Family First plan approved by the administration.

Age Distribution of Maltreatment Victims, 2022

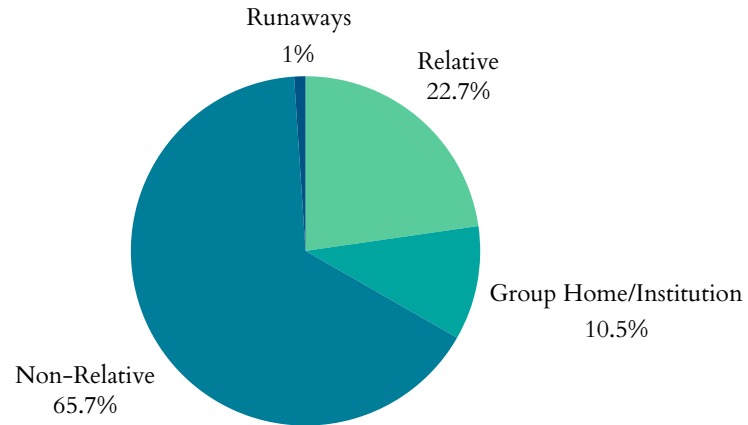


Georgia's Children

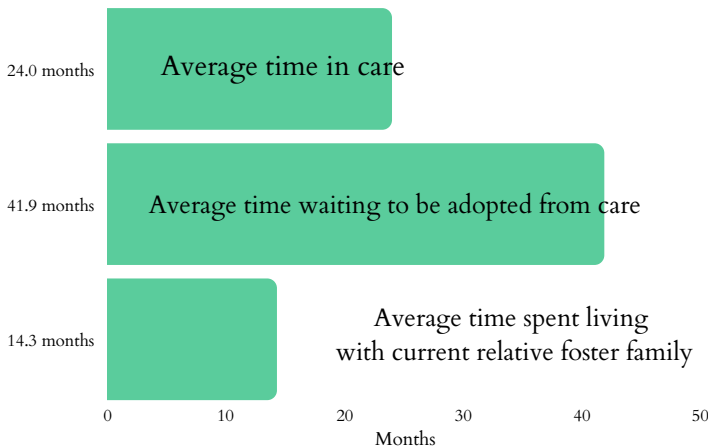
Foster Care and Adoptions

- **15,791** total children were served by the foster care system in FY 2022.
- **10,838** in care as of 09/30/2022.
- During 2022, **5,321** children entered care and **4,953** exited.
- **1,291** children were adopted; **2,928** were waiting to be adopted.
- **3.2%** increase in the number of children in care between 2021-2022. Adoptions from the system also decreased by **7.5%** from 2021.

Where are Children in Foster Care Staying? 2021



Duration in Care, 2021



- In 2021, **628** children exited foster care due to age (**3.8%** decrease from 2020).
- **6,650** children were living with non-relatives; **2,301** stayed with a relative.
- **1,068** children were staying in group homes or institutions; **106** children classified as runaways.
- **5%** of households had a grandparent living with a grandchild.

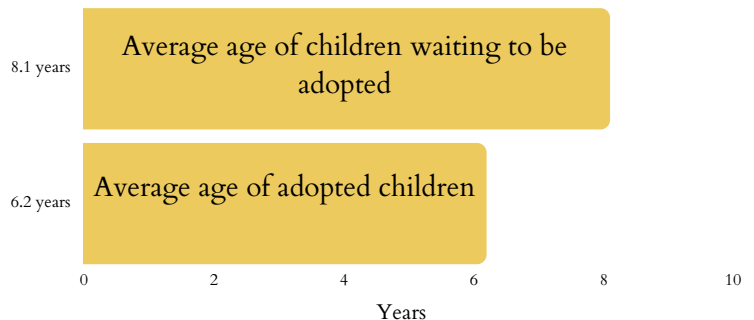
3.8%

The decrease since 2020 in children transitioning from foster care to independence.

Juvenile Justice

- **5,176** total arrests for children under 18 in 2019.
- **481** for Disorderly Conduct.
- **1,032** for Property Crimes.
- **599** for Drug Abuse Violations.
- **750** children lived in juvenile correction facilities in 2021 (decrease from **1,119** kids in 2019; **33%** decline).

Adoption, 2020



33%

The decline since 2019 of children living in juvenile correction facilities.



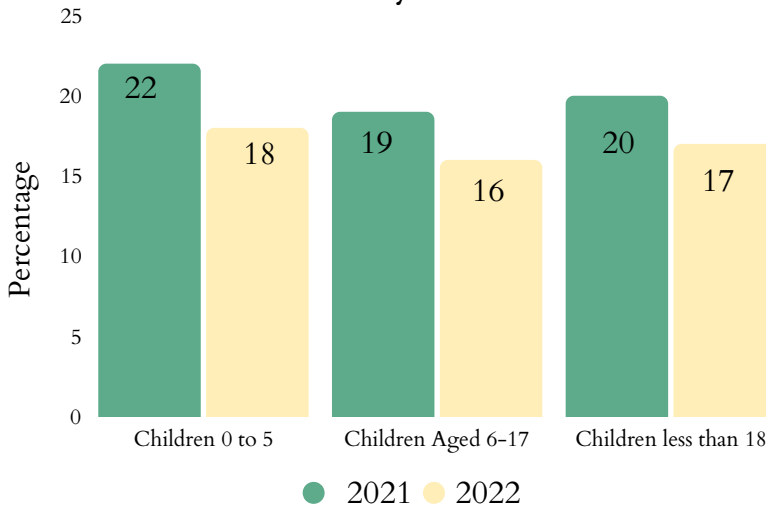
Georgia's Children

Child Poverty

- **648,000** children lived with parents who lacked secure employment in 2022 (26% of all children).
- **28%** of children lived in households with a high housing cost burden.
- Average number of TANF recipients fell from **14,633** in 2021 to **12,384** in 2022 (15.4% decrease).

- The state spent **\$68,640,065** on WIC in 2022, serving **191,689** people: a 3.9% increase in total participants and 10.6% increase in spending since 2021.
- **1,156,660** people were food insecure in 2021, including **335,720** children.
- **46.8%** of households receiving SNAP benefits in 2019 had children.

Child Poverty Over Time



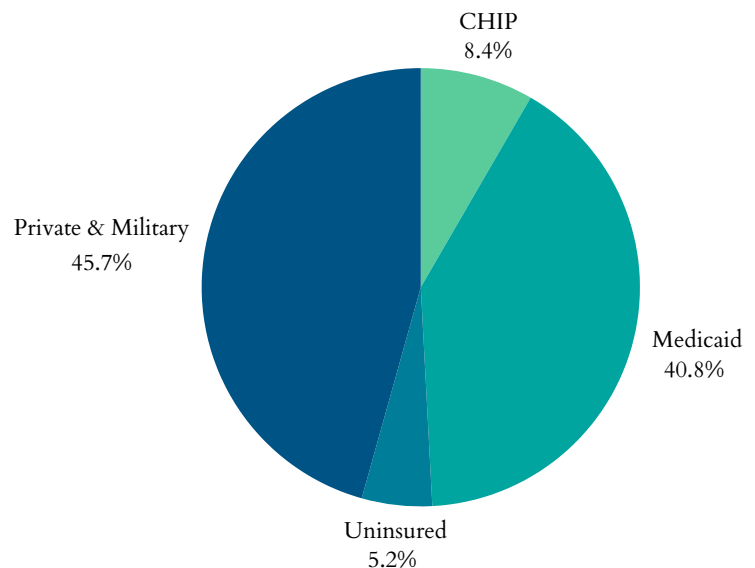
Teens & Youth

- **44,000** youth (16-19yrs) were not in school nor working in 2022 (7%)
- In 2020, there were **24** reports of suicide among children aged 10-14 and **228** reports among ages 15-24.
- **198** children <19yrs were killed by a firearm in Georgia in 2020.

Health

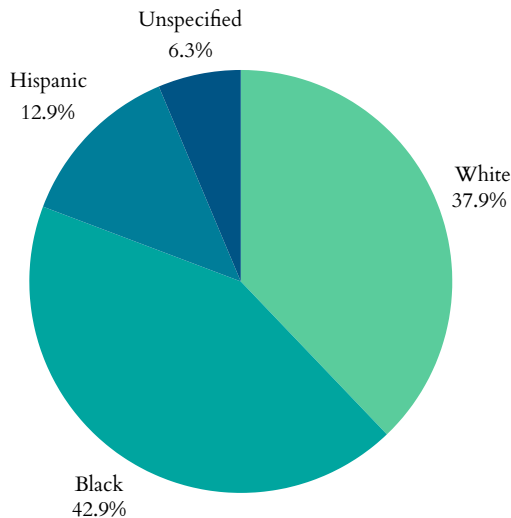
- **166,000** children had no health insurance in 2022 (5.7% decrease from 2021).
- **1,092,000** children were enrolled in Medicaid in 2022 (2.8% increase from 2021).
- **283,844** children in Georgia were in the state Children Health Insurance Program (CHIP) in 2021 (12.8% increase from 2020).

Health Insurance Coverage for Children, 2021



Georgia's Children

Percentage of All Preterm Births by Race or Ethnicity, 2021



- 13,140 low birth-weight babies (<5.5lbs) born in 2021 (10.6% of births).
- 14,740 preterm births (<37wks) in 2021 (12% of births).
 - 10.4% of all White babies
 - 15.1% of all Black babies
- 6,141 births to mothers aged 15-19 in 2021 - a rate of 17 in every 1,000 teen girls.
- 770 infants <1yr died in 2021; a rate of 6.2 per 1,000.

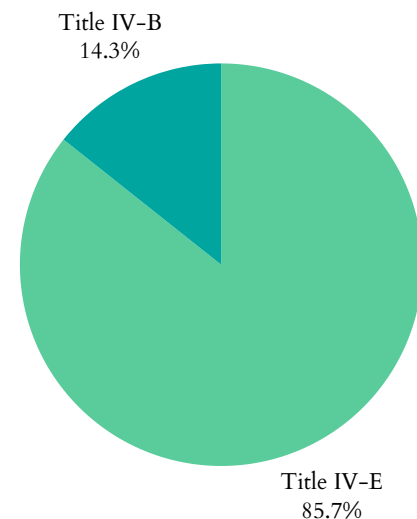
Medicaid Expansion

Georgia is not a Medicaid expansion state.

Funding for Child Welfare Services

- Georgia spent \$285,982,891.56 on child welfare services in 2020.
 - Child welfare services = direct and administrative services
- \$178,794,509 = from the federal government
- \$107,188,382.56 = from state and local funds.

Federal Funding Sources, 2020



The significant funding sectors of the \$178,794,509 in federal funding received in Georgia in 2020:

- \$86,809,858 as part of the Title IV-E Total Foster Care Program.
- \$61,002,231 as part of the Title IV-E Adoption Assistance Program.
- Georgia's sum of expenditures for Social Service Block Grants in 2021 was \$59,149,684

