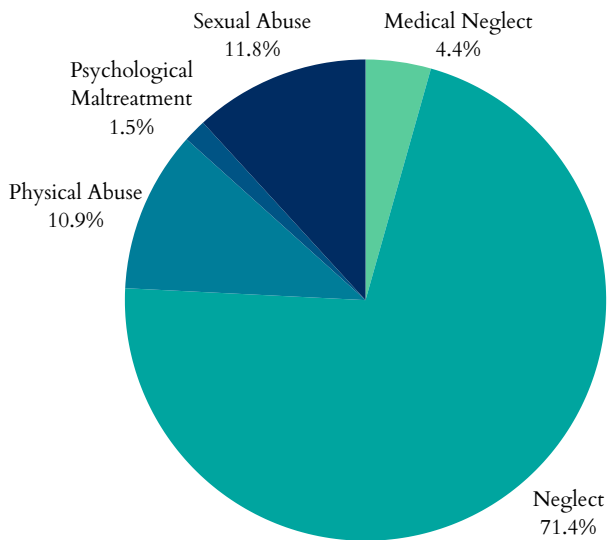


Florida's Children

Child Maltreatment

- In 2022, Florida had **242,510** total referrals for child abuse and neglect. Of those, **138,711** were screened in for response by CPS.
- **24,505** child victims of abuse or neglect, at a rate of 5.7 children per 1,000 (33.4% decrease since 2018).
- Of the 24,505 children, **11,046** were first-time victims.
- Largest age group of victims = **<1 year**, representing 3,813 of the 24,505 cases.

Types of Maltreatment Victims, 2022

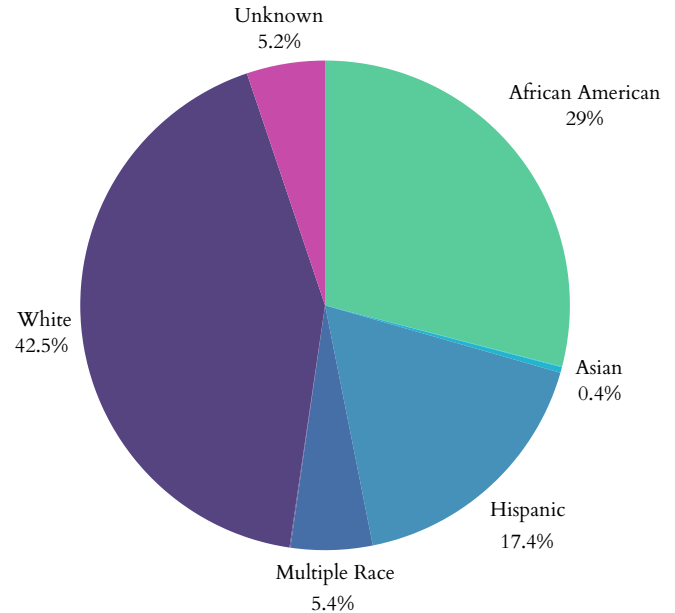


Plans for Safe Care

- In 2021, Florida reported **1** infant screened with prenatal substance exposure.
- Florida reported **1** plan of safe care for the screened-in infant.

Florida has a Family First plan approved by the administration.

Child Victims by Race or Ethnicity, 2022



Perpetrators of child maltreatment (2022):

- **71%** = parents of the child.
- **29%** = non-parents or unknown relationship.

Child victims (2022):

- **53%** = female; **47%** = male.

- Child fatalities increased from **84** in 2021 to **86** in 2022.
- Florida reported **zero** total child victims of sex trafficking.
- Post-response services given to **9,405** victims and **276,720** non-victims.

Age Distribution of Maltreatment Victims, 2022

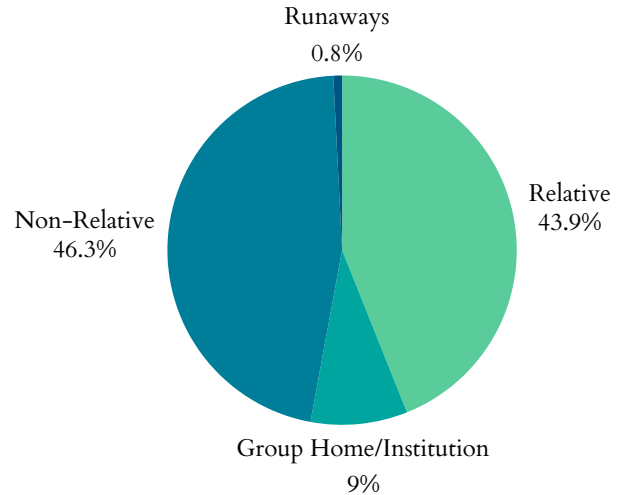


Florida's Children

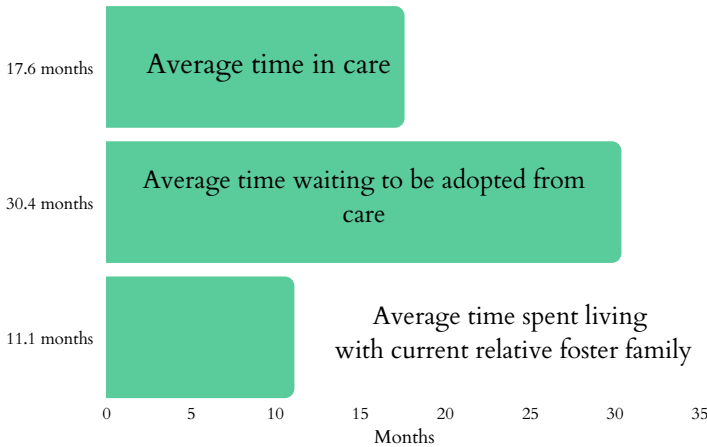
Foster Care and Adoptions

- **34,120** total children were served by the foster care system in FY 2022.
- **22,493** in care as of 09/30/2022.
- During 2022, **11,088** children entered care and **11,627** exited.
- **3,931** children were adopted; **8,615** were waiting to be adopted.
- **4.3%** decrease in the number of children in care between 2021-2022. Adoptions from the system also decreased by **0.2%** from 2021.

Where are Children in Foster Care Staying? 2021



Duration in Care, 2021



- In 2021, **750** children exited foster care due to age (**0.4%** increase from 2020).
- **10,339** children were living with non-relatives; **9,813** stayed with a relative.
- **2,000** children were staying in group homes or institutions; **180** children classified as runaways.
- **4%** of households had a grandparent living with a grandchild.

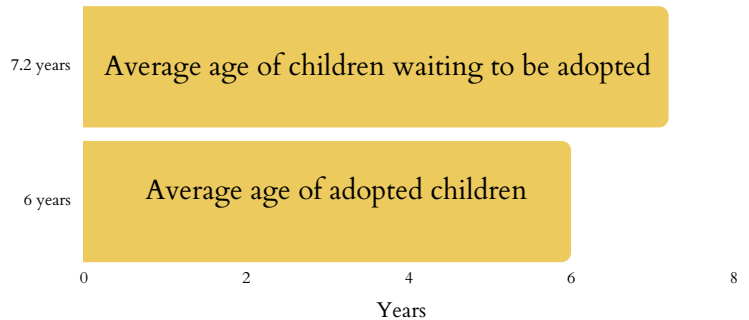
0.4%

The increase since 2020 in children transitioning from foster care to independence.

Juvenile Justice

- **44,634** total arrests for children under 18 in 2019.
- **0** for Disorderly Conduct.
- **11,457** for Property Crimes.
- **3,881** for Drug Abuse Violations.
- **1,221** children lived in juvenile correction facilities in 2021 (decrease from **2,001** kids in 2019; **39%** decline).

Adoption, 2020



39%

The decline since 2019 of children living in juvenile correction facilities.



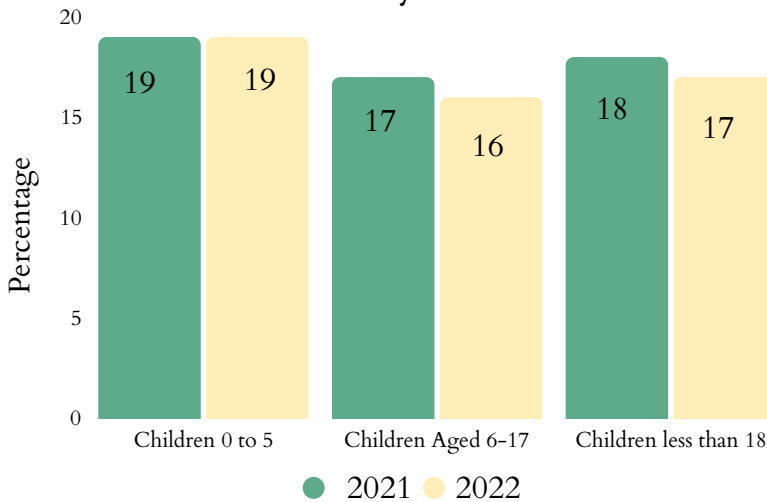
Florida's Children

Child Poverty

- **1,108,000** children lived with parents who lacked secure employment in 2022 (26% of all children).
- **38%** of children lived in households with a high housing cost burden.
- Average number of TANF recipients fell from **67,902** in 2021 to **44,596** in 2022 (34.3% decrease).

- The state spent **\$105,750,636** on WIC in 2022, serving **410,739** people: a 1.9% increase in total participants and 2.9% decrease in spending since 2021.
- **2,314,370** people were food insecure in 2021, including **613,180** children.
- **38.3%** of households receiving SNAP benefits in 2019 had children.

Child Poverty Over Time



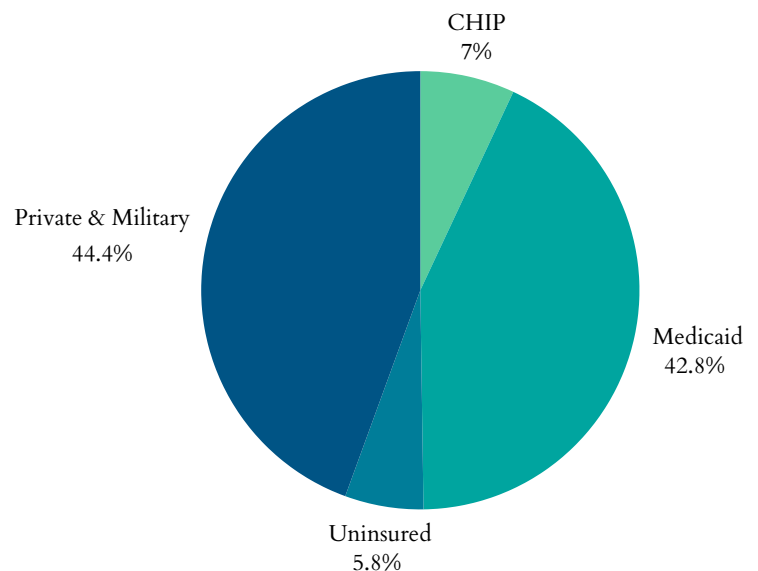
Teens & Youth

- **70,000** youth (16-19yrs) were not in school nor working in 2022 (7%)
- In 2020, there were **35** reports of suicide among children aged 10-14 and **314** reports among ages 15-24.
- **239** children <19yrs were killed by a firearm in Florida in 2020.

Health

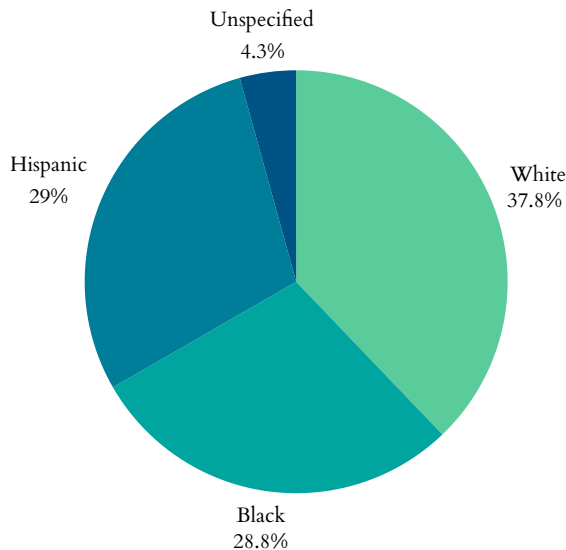
- **336,000** children had no health insurance in 2022 (1.2% increase from 2021).
- **1,846,000** children were enrolled in Medicaid in 2022.
- **399,577** children in Florida were in the state Children Health Insurance Program (CHIP) in 2021 (13.46% decrease from 2020).

Health Insurance Coverage for Children, 2021



Florida's Children

Percentage of All Preterm Births by Race or Ethnicity, 2021



- 19,460 low birth-weight babies (<5.5lbs) born in 2021 (9% of births).
- 23,514 preterm births (<37wks) in 2021 (11% of births).
 - 9.8% of all White babies
 - 14.9% of all Black babies
- 8,093 births to mothers aged 15-19 in 2021 -- a rate of 13 in every 1,000 teen girls.
- 1,268 infants <1yr died in 2021; a rate of 5.9 per 1,000.

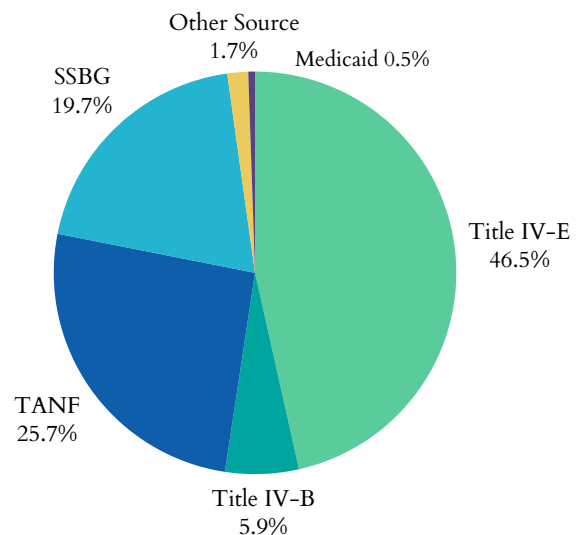
Medicaid Expansion

Florida is not a Medicaid expansion state.

Funding for Child Welfare Services

- Florida spent \$1,369,836,721 on child welfare services in 2020.
 - Child welfare services = direct and administrative services
- \$687,573,574 = from the federal government
- \$673,556,250 = from state and local funds.

Federal Funding Sources, 2020



The significant funding sectors of the \$687,573,574 in federal funding received in Florida in 2020:

- \$138,332,098 as part of the Title IV-E Total Foster Care Program.
- \$148,041,511 as part of the Title IV-E Adoption Assistance Program.
- Florida's sum of expenditures for Social Service Block Grants in 2021 was \$171,107,000

