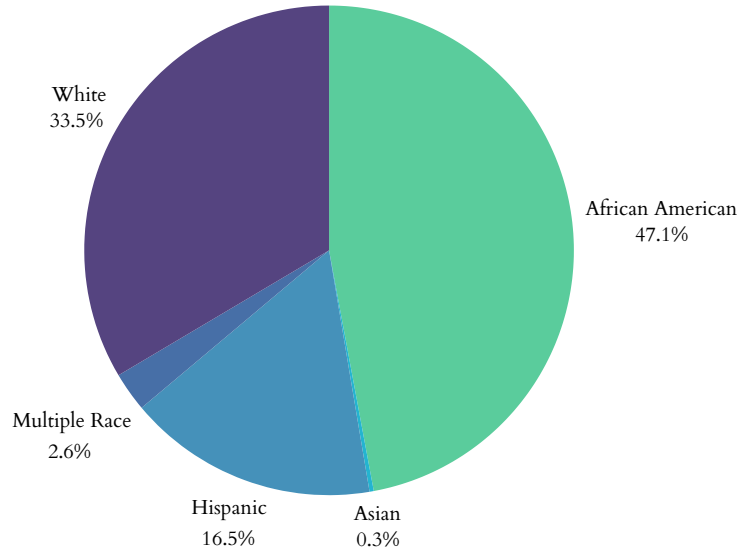


Delaware's Children

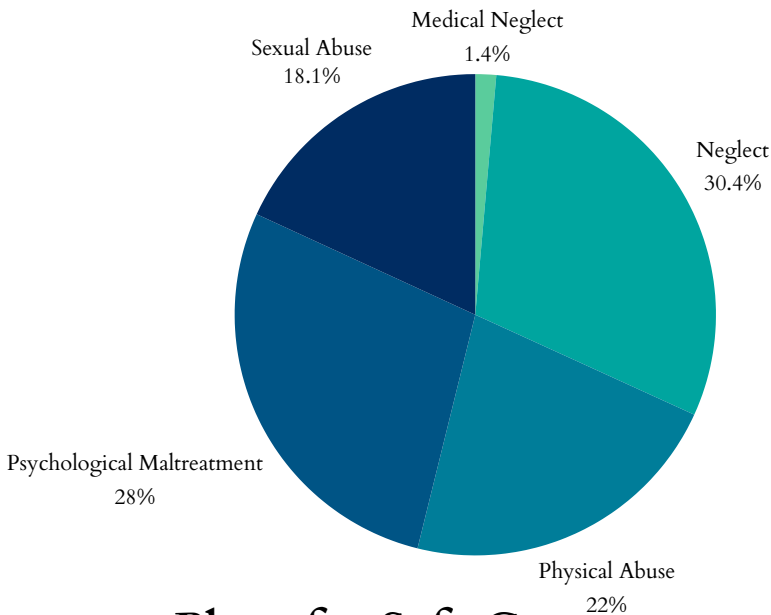
Child Maltreatment

- In 2022, Delaware had **21,314** total referrals for child abuse and neglect. Of those, **5,697** were screened in for response by CPS.
- **1,077** child victims of abuse or neglect, at a rate of 5.2 children per 1,000 (13.9% decrease since 2018).
- Of the 5,032 children, **895** were first-time victims.
- Largest age group of victims = **<1 year**, representing 119 of the 1,077 cases.

Child Victims by Race or Ethnicity, 2022



Types of Maltreatment Victims, 2022



Perpetrators of child maltreatment (2022):

- **67%** = parents of the child.
- **33%** = non-parents or unknown relationship.

Child victims (2022):

- **55%** = female; **45%** = male.

- Child fatalities decreased from **7** in 2021 to **6** in 2022.
- Delaware reported **zero** total child victims of sex trafficking.
- Post-response services given to **440** victims and **12,514** non-victims.

Plans for Safe Care

- In 2022, Delaware reported **333** infants screened with prenatal substance exposure.
- Delaware reported **322** plans of safe care for screened-in infants.

Delaware does not have a Family First plan approved by the administration.

Age Distribution of Maltreatment Victims, 2022

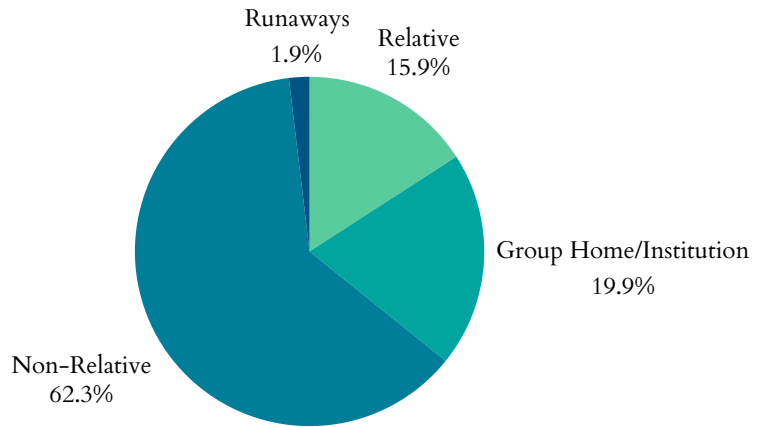


Delaware's Children

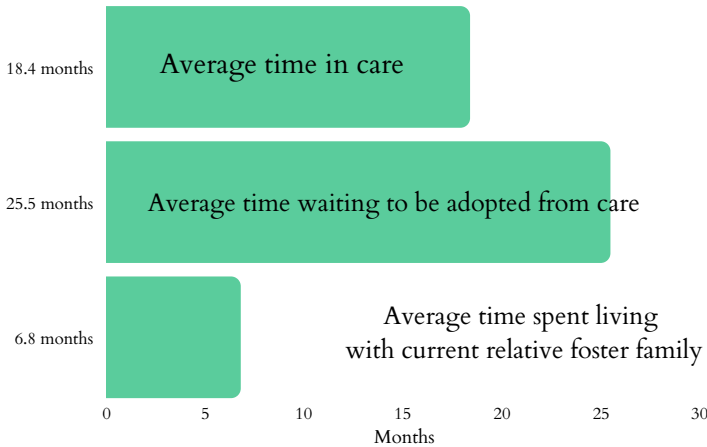
Foster Care and Adoptions

- **804** total children were served by the foster care system in FY 2022.
- **548** in care as of 09/30/2022.
- During 2022, **370** children entered care and **256** exited.
- **55** children were adopted; **148** were waiting to be adopted.
- **23.4%** increase in the number of children in care between 2021-2022. Adoptions from the system also decreased by **37.5%** from 2021.

Where are Children in Foster Care Staying? 2021



Duration in Care, 2021



- In 2021, **52** children exited foster care due to age (**34.2%** decrease from 2020).
- **263** children were living with non-relatives; **67** stayed with a relative.
- **84** children were staying in group homes or institutions; **8** children classified as runaways.
- **4%** of households had a grandparent living with a grandchild.

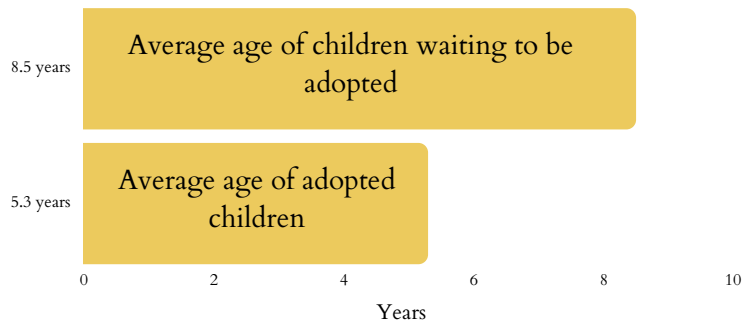
34.2%

The decrease since 2020 in children transitioning from foster care to independence.

Juvenile Justice

- **2,924** total arrests for children under 18 in 2019.
- **214** for Disorderly Conduct.
- **551** for Property Crimes.
- **256** for Drug Abuse Violations.
- **135** children lived in juvenile correction facilities in 2021 (increase from **129** kids in 2019; **4.7%** increase).

Adoption, 2020



4.7%

The increase since 2019 of children living in juvenile correction facilities.



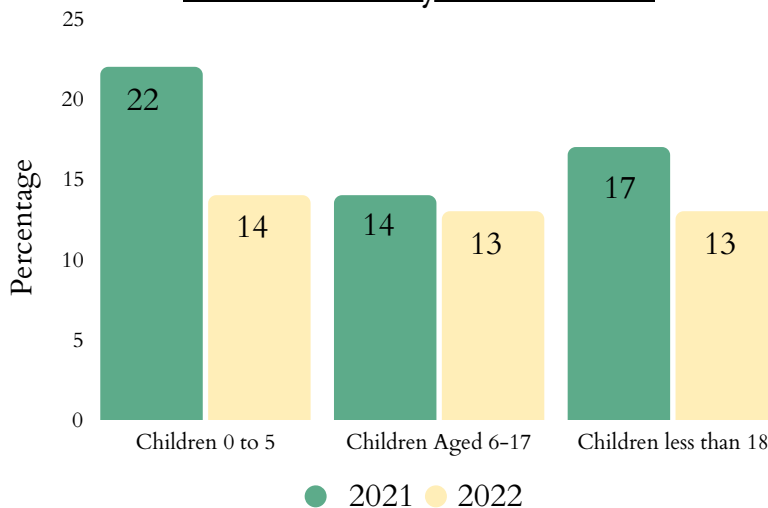
Delaware's Children

Child Poverty

- **50,000** children lived with parents who lacked secure employment in 2022 (24% of all children).
- **22%** of children lived in households with a high housing cost burden.
- Average number of TANF recipients rose from **7,383** in 2021 to **7,845** in 2022 (6.3% increase).

- The state spent **\$5,050,804** on WIC in 2022, serving **46,765** people: a 3.3% increase in total participants and 5.6% decrease in spending since 2021.
- **99,530** people were food insecure in 2021, including **30,040** children.
- **43.7%** of households receiving SNAP benefits in 2019 had children.

Child Poverty Over Time



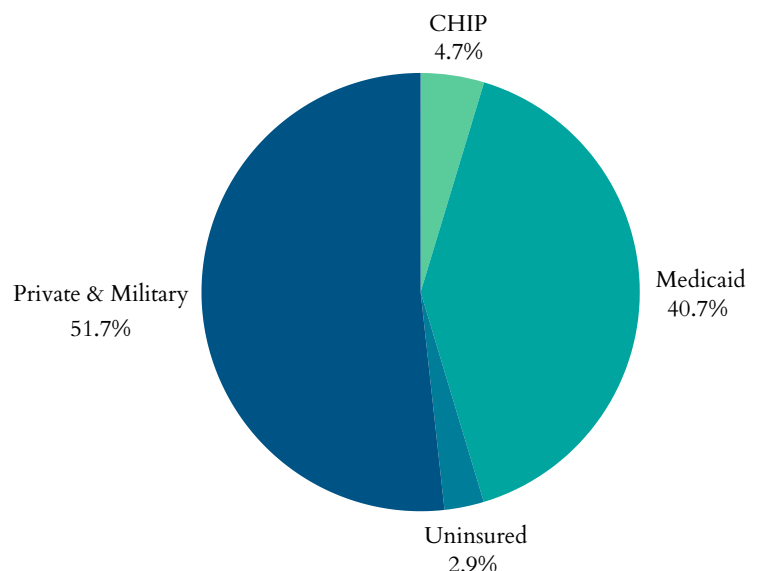
Teens & Youth

- **2,000** youth (16-19yrs) were not in school nor working in 2022 (3%)
- In 2020, there were **zero** reports of suicide among children aged 10-14 and **zero** reports among ages 15-24.
- **13** children <19yrs were killed by a firearm in Delaware in 2020.

Health

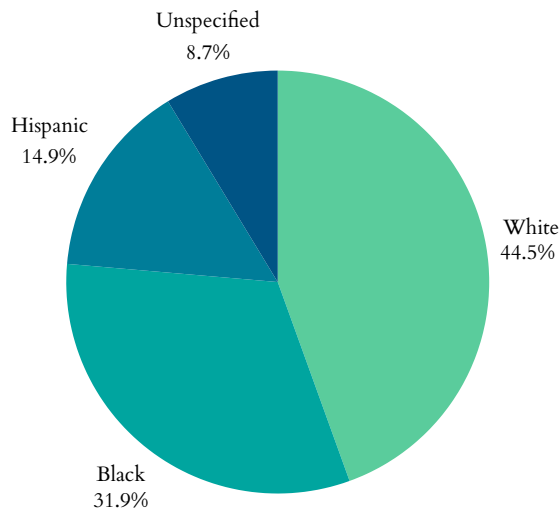
- **7,000** children had no health insurance in 2022 (12.5% decrease from 2021).
- **85,000** children were enrolled in Medicaid in 2022.
- **12,838** children in Delaware were in the state Children Health Insurance Program (CHIP) in 2021 (5.42% decrease from 2020).

Health Insurance Coverage for Children, 2021



Delaware's Children

Percentage of All Preterm Births by Race or Ethnicity, 2021



- 952 low birth-weight babies (<5.5lbs) born in 2021 (9.1% of births).
- 1,151 preterm births (<37wks) in 2021 (11% of births).
 - 10.2% of all White babies
 - 13.5% of all Black babies
- 425 births to mothers aged 15-19 in 2021 -- a rate of 14 in every 1,000 teen girls.
- 53 infants <1yr died in 2021; a rate of 5.1 per 1,000.

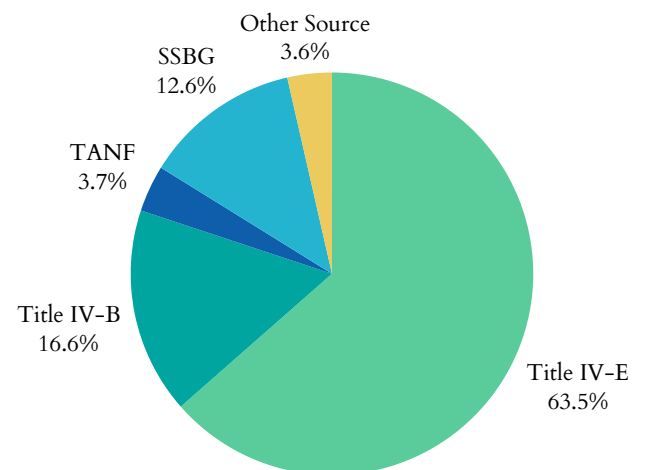
Medicaid Expansion

Delaware has been a Medicaid expansion state since 01/01/2014.

Funding for Child Welfare Services

- Delaware spent \$74,452,769 on child welfare services in 2020.
 - Child welfare services = direct and administrative services
- \$9,489,194 = from the federal government
- \$63,693,345 = from state and local funds.

Federal Funding Sources, 2020



The significant funding sectors of the \$9,489,194 in federal funding received in Delaware in 2020:

- \$2,318,573 as part of the Title IV-E Total Foster Care Program.
- \$3,273,173 as part of the Title IV-E Adoption Assistance Program.
- Delaware's sum of expenditures for Social Service Block Grants in 2021 was \$3,230,967

