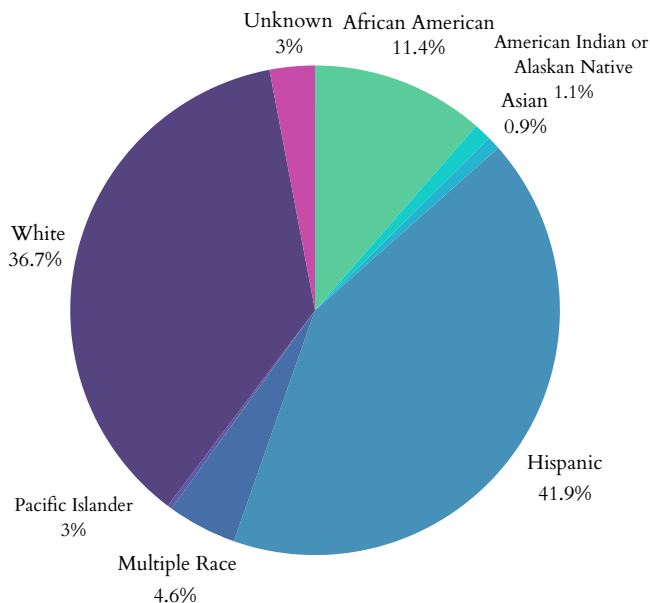


Colorado's Children

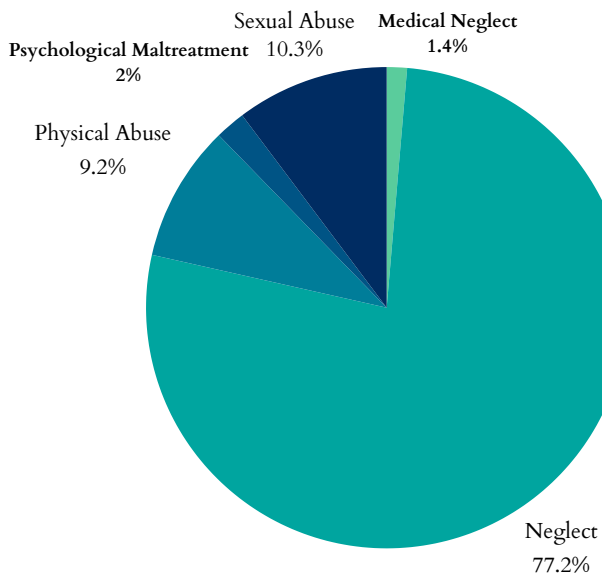
Child Maltreatment

- In 2022, Colorado had **109,113** total referrals for child abuse and neglect. Of those, **31,792** were screened in for response by CPS.
- **9,777** child victims of abuse or neglect, at a rate of 8 children per 1,000 (17.7% decrease since 2018).
- Of the 9,777 children, **6,683** were first-time victims.
- Largest age group of victims = **<1 years**, representing 1,261 of the 9,777 cases.

Child Victims by Race or Ethnicity, 2022



Types of Maltreatment Victims, 2022



Perpetrators of child maltreatment (2022):

- **71%** = parents of the child.
- **29%** = non-parents or unknown relationship.

Child victims (2022):

- **53%** = female; **47%** = male.

- Child fatalities increased from **31** in 2021 to **40** in 2022.
- Colorado reported **zero** total child victims of sex trafficking.
- Post-response services given to **1,919** victims and **38,824** non-victims.

Plans for Safe Care

- In 2022, Colorado reported **23** infants screened with prenatal substance exposure.
- Colorado reported **2** plans of safe care for screened-in infants.

Colorado has a Family First plan approved by the administration.

Age Distribution of Maltreatment Victims, 2022

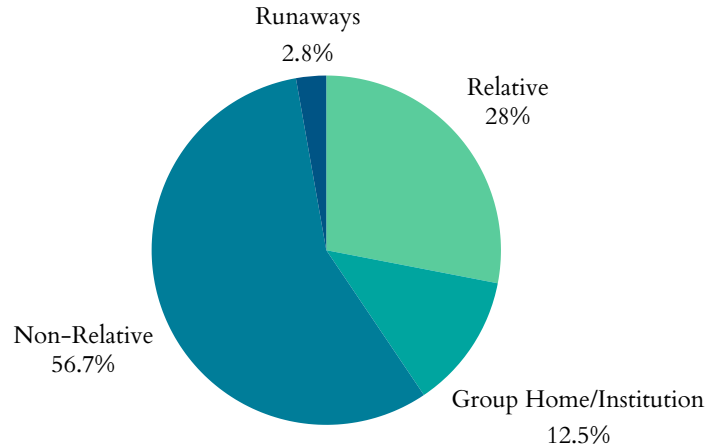


Colorado's Children

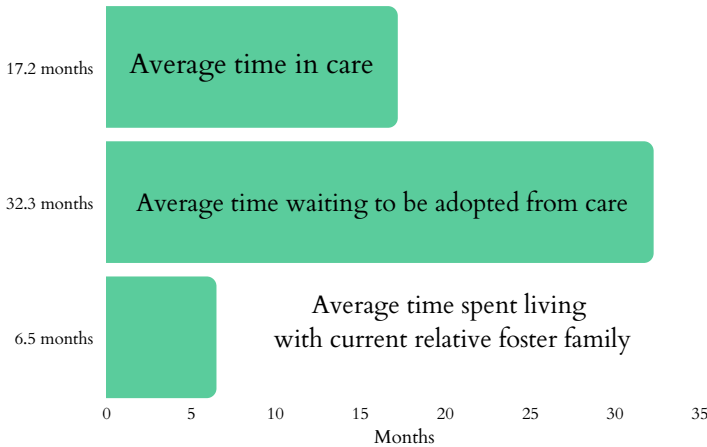
Foster Care and Adoptions

- **7,155** total children were served by the foster care system in FY 2022.
- **4,133** in care as of 09/30/2022.
- During 2022, **3,097** children entered care and **3,022** exited.
- **745** children were adopted; **823** were waiting to be adopted.
- **2.7%** decrease in the number of children in care between 2021-2022. Adoptions from the system also decreased by **5.7%** from 2021.

Where are Children in Foster Care Staying? 2021



Duration in Care, 2021



- In 2021, **171** children exited foster care due to age (**10.5%** decrease from 2020).
- **2,217** children were living with non-relatives; **1,097** stayed with a relative.
- **490** children were staying in group homes or institutions; **109** children classified as runaways.
- **3%** of households had a grandparent living with a grandchild.

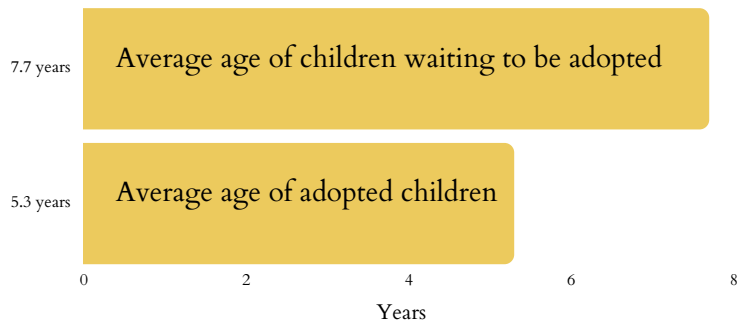
10.5%

The decrease since 2020 in children transitioning from foster care to independence.

Juvenile Justice

- **16,885** total arrests for children under 18 in 2019.
- **1,565** for Disorderly Conduct.
- **3,062** for Property Crimes.
- **1,920** for Drug Abuse Violations.
- **462** children lived in juvenile correction facilities in 2021 (decrease from **753** kids in 2019; **38.6%** decline).

Adoption, 2020



38.6% The decline since 2019 of children living in juvenile correction facilities.



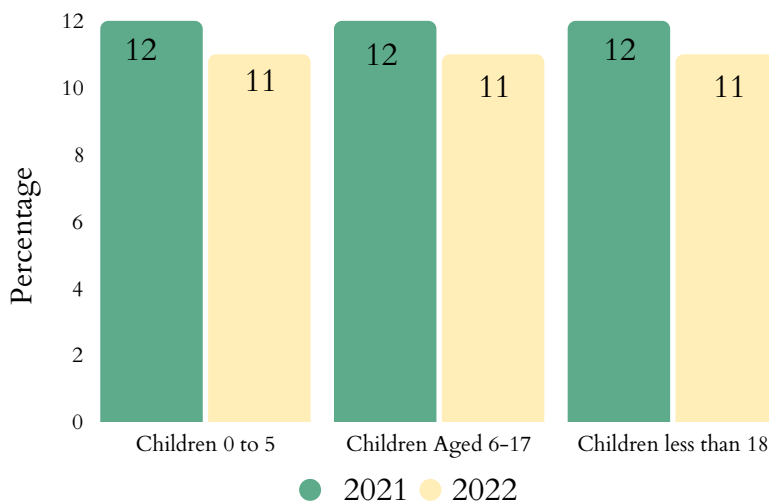
Colorado's Children

Child Poverty

- **268,000** children lived with parents who lacked secure employment in 2022 (22% of all children).
- **30%** of children lived in households with a high housing cost burden.
- Average number of TANF recipients rose from **28,059** in 2021 to **28,475** in 2022 (1.5% increase).

- The state spent **\$26,038,673** on WIC in 2022, serving **77,997** people: a 0.68% decrease in total participants and 0.05% decrease in spending since 2021.
- **533,650** people were food insecure in 2021, including **129,900** children.
- **42.8%** of households receiving SNAP benefits in 2019 had children.

Child Poverty Over Time



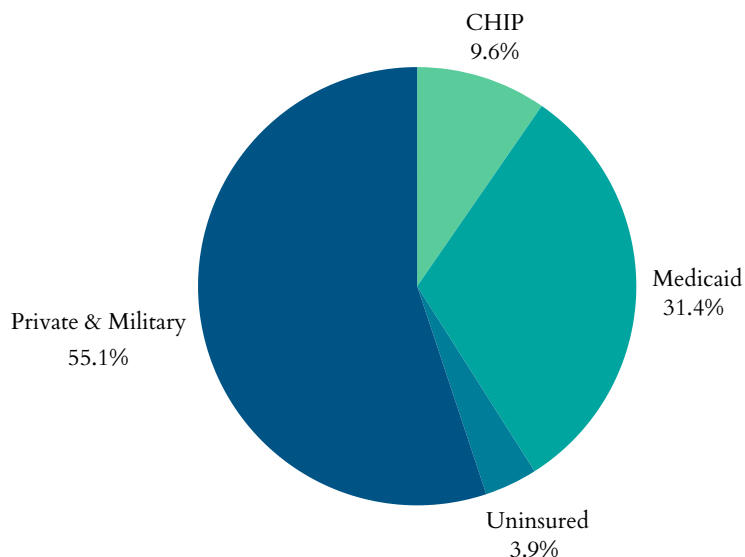
Teens & Youth

- **18,000** youth (16-19yrs) were not in school nor working in 2022 (6%)
- In 2020, there were **18** reports of suicide among children aged 10-14 and **197** reports among ages 15-24.
- **79** children <19yrs were killed by a firearm in Colorado in 2020.

Health

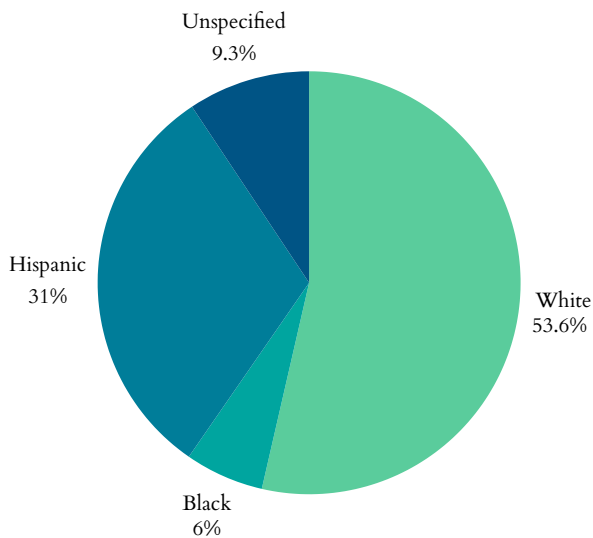
- **62,000** children had no health insurance in 2022 (1.6% increase from 2021).
- **430,000** children were enrolled in Medicaid in 2022 (6.5% decrease from 2021).
- **112,092** children in Colorado were in the state Children Health Insurance Program (CHIP) in 2020 (35.7% increase from 2019).

Health Insurance Coverage for Children, 2021



Colorado's Children

Percentage of All Preterm Births by Race or Ethnicity, 2021



- **5,939** low birth-weight babies (<5.5lbs) born in 2021 (9.5% of births).
- **6,133** preterm births (<37wks) in 2021 (9.75% of births).
 - 9% of all White babies
 - 12.4% of all Black babies
- **2,059** births to mothers aged 15-19 in 2021 -- a rate of 11 in every 1,000 teen girls.
- **315** infants aged <1yr died in 2021; a rate of 5 per 1,000.

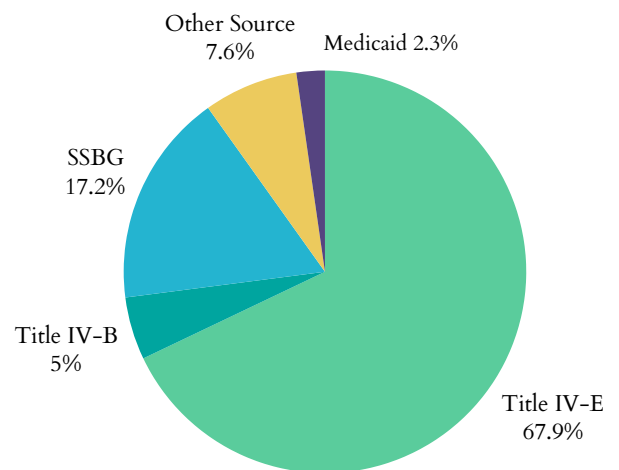
Medicaid Expansion

Colorado has been a Medicaid expansion state since 01/01/2014.

Funding for Child Welfare Services

- Colorado spent **\$455,074,837.71** on child welfare services in 2020.
 - Child welfare services = direct and administrative services.
- **\$163,826,078.41** = from the federal government.
- **\$285,140,828.30** = from state and local funds.

Federal Funding Sources, 2020



The significant funding sectors of the **\$163,826,078.41** in federal funding received in Colorado in 2020:

- \$72,335,968 as part of the Title IV-E Total Foster Care Program.
- \$19,818,895 as part of the Title IV-E Adoption Assistance Program.
- Colorado's sum of expenditures for Social Service Block Grants in 2021 was **\$27,857,355**.

