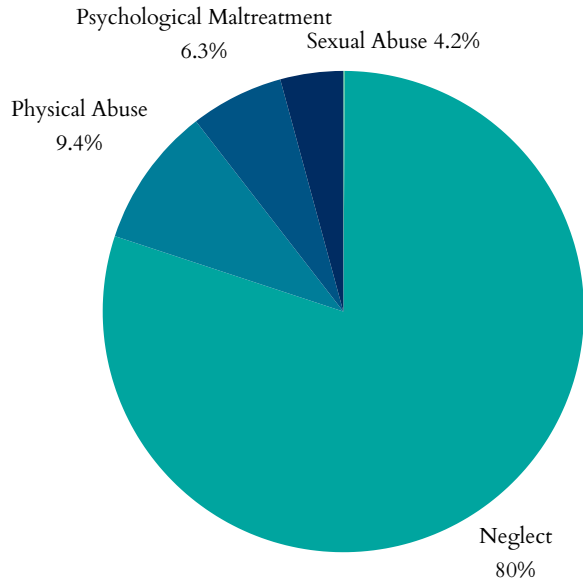


# Arizona's Children

## Child Maltreatment

- In 2022, Arizona had **84,730** total referrals for child abuse and neglect. Of those, **44,806** were screened in for response by CPS.
- **12,324** child victims of abuse or neglect, at a rate of 7.8 children per 1,000 (20.5% decrease since 2018).
- Of the 12,324 children, **7,060** were first-time victims.
- Largest age group of victims = **<1 years**, representing 2,995 of the 12,324 cases.

## Types of Maltreatment Victims, 2022

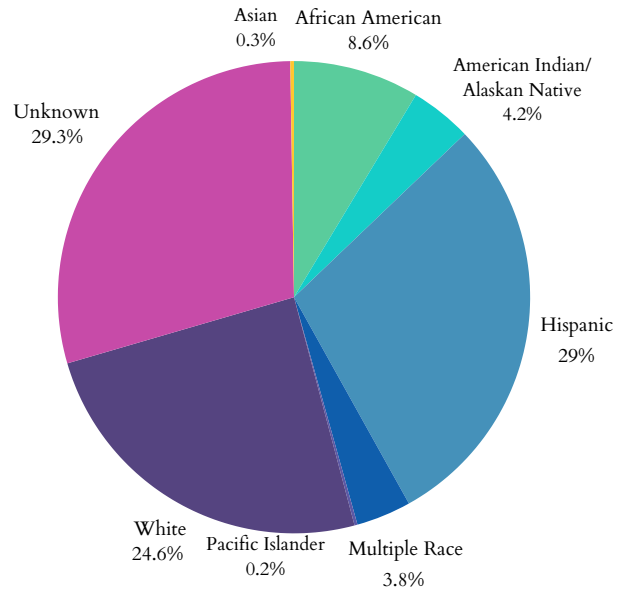


## Plans for Safe Care

- In 2022, Arizona reported **0** infants screened with prenatal substance exposure.
- Arizona reported **0** plans of safe care for screened-in infants.

Arizona has a Family First plan approved by the administration.

## Child Victims by Race or Ethnicity, 2022



## Perpetrators of child maltreatment (2020):

- **88%** = parents of the child.
- **12%** = non-parents or unknown relationship.

## Child victims (2022):

- **51%** = female; **49%** = male.

- Child fatalities decreased from **18** in 2020 to **14** in 2022.
- Arizona reported **0** total child victims of sex trafficking.
- Post-response services given to **4,620** victims and **51,631** non-victims.

## Age Distribution of Maltreatment Victims, 2022

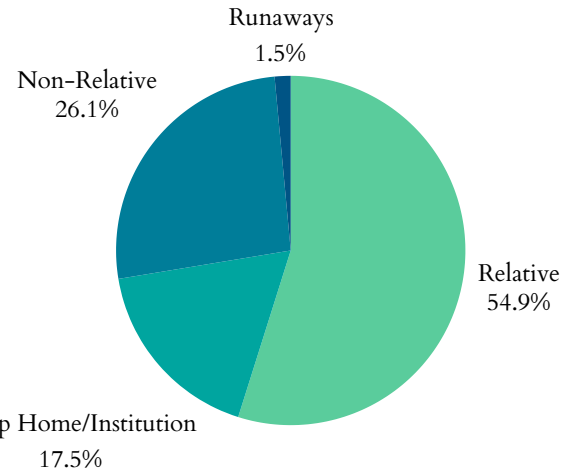


# Arizona's Children

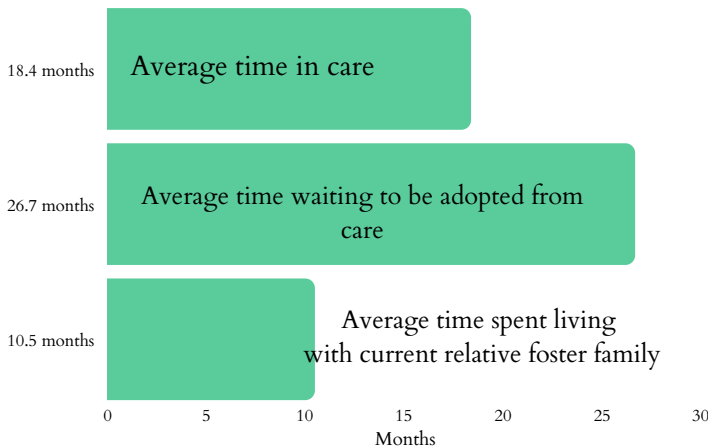
## Foster Care and Adoptions

- **20,565** total children were served by the foster care system in FY 2022.
- **12,358** in care as of 09/30/2022.
- During 2022, **6,874** children entered care and **8,207** exited.
- **2,371** children were adopted; **3,015** were waiting to be adopted.
- **17%** decrease in the number of children in care between 2021-2022. Adoptions from the system also increased by **19.9%** from 2021.

### Where are Children in Foster Care Staying? 2021



### Duration in Care, 2021



- In 2021, **428** children exited foster care due to age (**15.6%** decrease from 2020).
- **3,409** children were living with non-relatives; **7,160** stayed with a relative.
- **2,288** children were staying in group homes or institutions; **193** children classified as runaways.
- **5%** of households had a grandparent living with a grandchild.

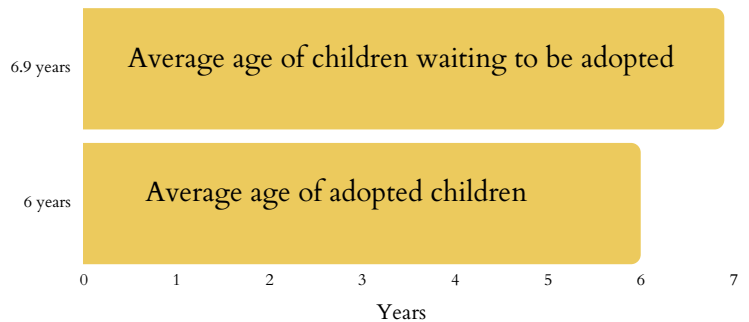
**15.6%**

The decrease since 2020 in children transitioning from foster care to independence.

## Juvenile Justice

- **18,502** total arrests for children under 18 in 2019.
- **1,299** for Disorderly Conduct.
- **2,839** for Property Crimes.
- **2,970** for Drug Abuse Violations.
- **351** children lived in juvenile correction facilities in 2021 (decrease from **606** kids in 2019; **42%** decline).

### Adoption, 2020



**42%**

The decline since 2019 of children living in juvenile correction facilities.



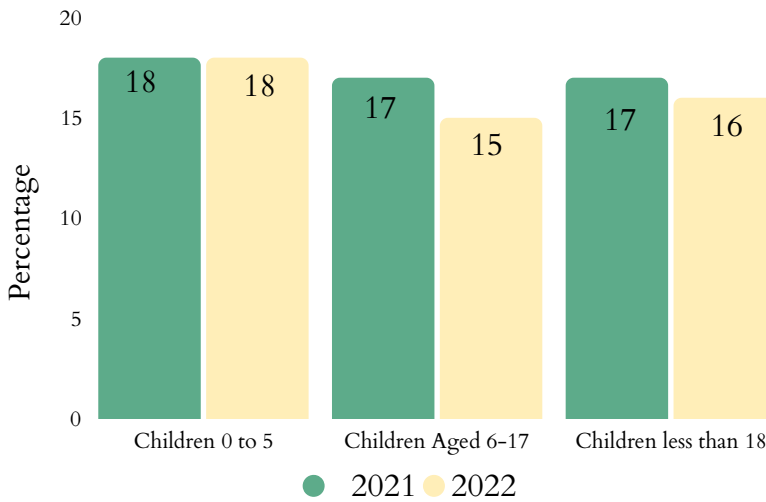
# Arizona's Children

## Child Poverty

- **396,000** children lived with parents who lacked secure employment in 2022 (25% of all children).
- **29%** of children lived in households with a high housing cost burden.
- Average number of TANF recipients fell from **14,550** in 2021 to **11,906** in 2022 (18.17% decrease).

- The state spent **\$37,211,084** on WIC in 2022, serving **130,073** people: a 0.19% decrease in total participants and 1.9% increase in spending since 2021.
- **751,690** people were food insecure in 2021, including **226,080** children.
- **41.3%** of households receiving SNAP benefits in 2019 had children.

### Child Poverty Over Time



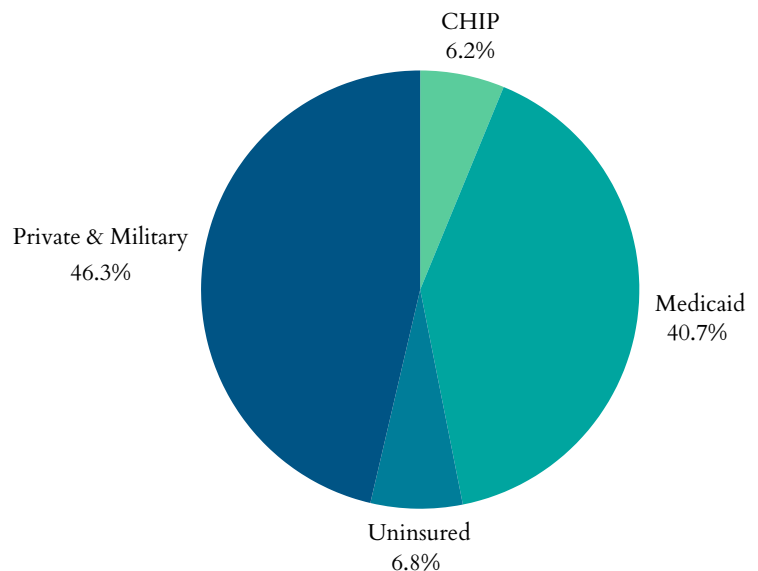
## Health

- **142,000** children had no health insurance in 2022 (2.7% decrease from 2021).
- **625,000** children were enrolled in Medicaid in 2022 (5.7% decrease from 2021).
- **134,128** children in Arizona were in the state Children Health Insurance Program (CHIP) in 2021 (52.67% increase from 2020).

## Teens & Youth

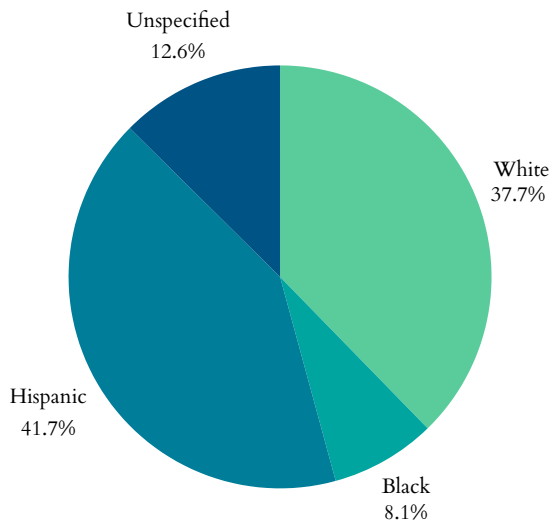
- **31,000** youth (16-19yrs) were not in school nor working in 2022 (8%)
- In 2020, there were **18** reports of suicide among children aged 10-14 and **187** reports among ages 15-24.
- **99** children <19yrs were killed by a firearm in Arizona in 2020.

### Health Insurance Coverage for Children, 2021



# Arizona's Children

## Percentage of All Preterm Births by Race or Ethnicity, 2021



- **6,132** low birth-weight babies (<5.5lbs) born in 2021 (7.9% of births).
- **7,795** preterm births (<37wks) in 2021 (10% of births).
  - 9.34% of all White babies
  - 14.27% of all Black babies
- **3,551** births to mothers aged 15-19 in 2021 -- a rate of 15 in every 1,000 teen girls.
- **429** infants <1yr died in 2021; a rate of 5.5 per 1,000.

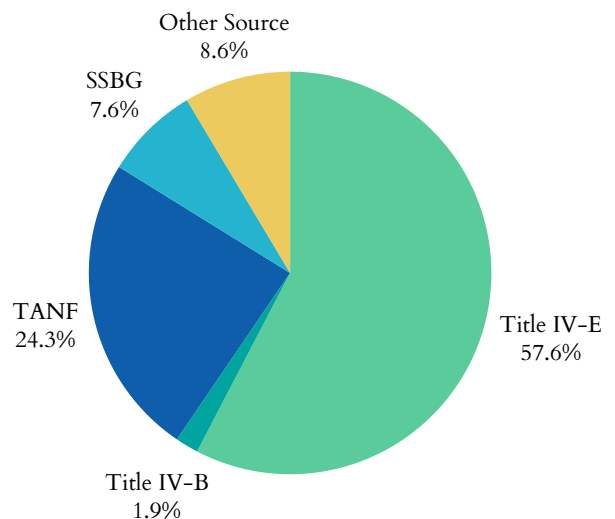
## Medicaid Expansion

Arizona has been a Medicaid expansion state since 01/01/2014.

## Funding for Child Welfare Services

- Arizona spent **\$945,178,337.74** on child welfare services in 2020.
  - Child welfare services = direct and administrative services
- **\$560,529,997** = from the federal government
- **\$377,472,825** = from state and local funds.

## Federal Funding Sources, 2020



The significant funding sectors of the **\$560,529,997** in federal funding received in Arizona in 2020:

- **\$132,731,565** as part of the Title IV-E Total Foster Care Program.
- **\$168,279,649** as part of the Title IV-E Adoption Assistance Program.
- Arizona's sum of expenditures for Social Service Block Grants in 2021 was **\$51,906,246**

