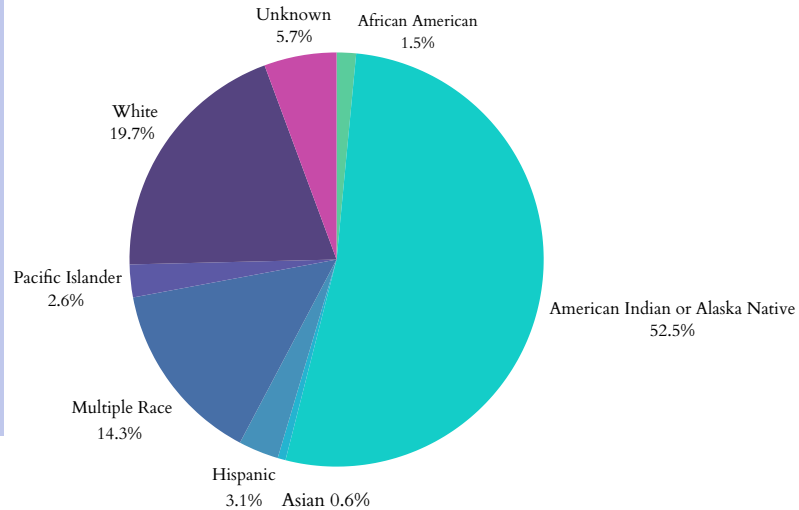


# Alaska's Children

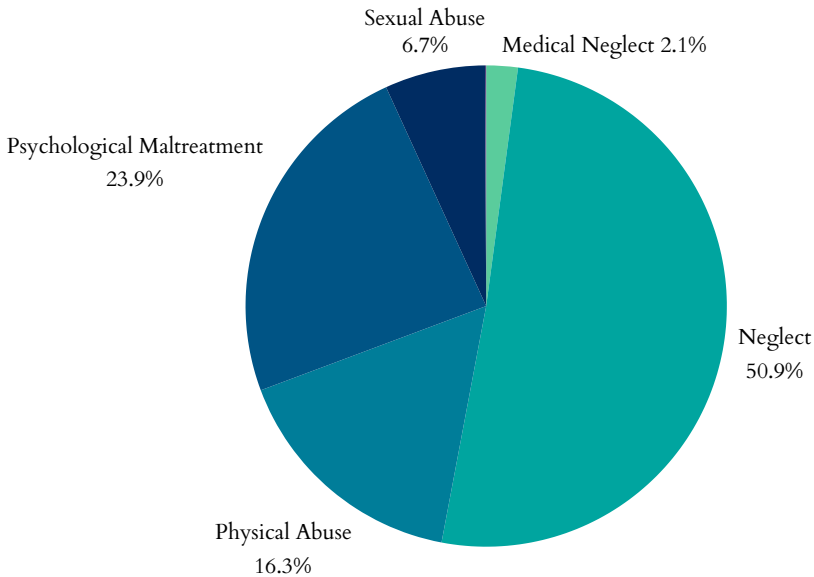
## Child Maltreatment

- In 2022, Alaska had **19,301** total referrals for child abuse and neglect. Of those, **6,627** were screened in for response by CPS.
- **2,581** child victims of abuse or neglect, at a rate of 14.6 children per 1,000 (1.3% decrease since 2018).
- Of the 2,581 children, **1,676** were first-time victims.
- Largest age group of victims = **<1 years**, representing 358 of the 2,581 cases.

## Child Victims by Race or Ethnicity, 2022



## Types of Maltreatment Victims, 2022



## Perpetrators of child maltreatment (2022):

- **83%** = parents of the child.
- **17%** = non-parents or unknown relationship.

## Child victims (2022):

- **52%** = female; **48%** = male.

- Child fatalities increased from **6** in 2021 to **8** in 2022.
- Alaska reported **3** total child victims of sex trafficking.
- Post-response services given to **1,498** victims and **9,544** non-victims.

## Plans for Safe Care

- In 2022, Alaska reported **0** infants screened with prenatal substance exposure.
- Alaska reported **0** plans of safe care for screened-in infants.

Alaska does not have a Family First plan approved by the administration.

## Age Distribution of Maltreatment Victims, 2022

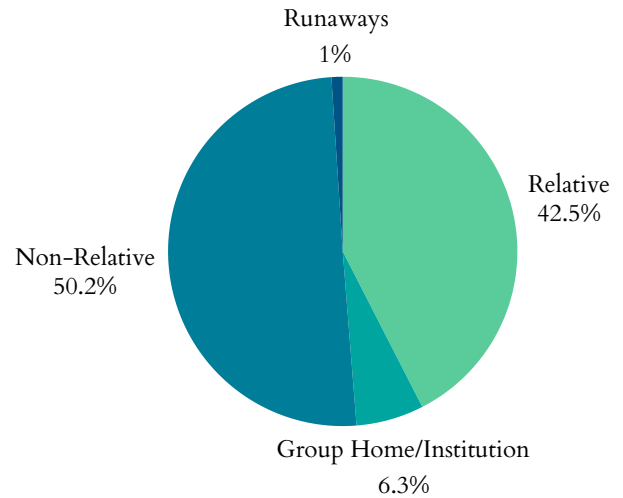


# Alaska's Children

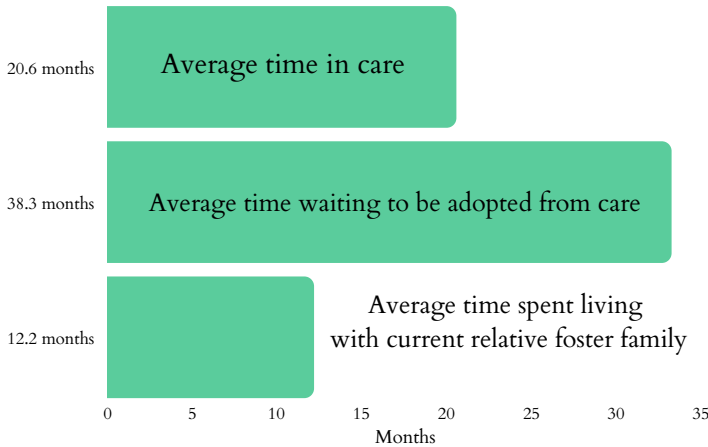
## Foster Care and Adoptions

- **3,943** total children were served by the foster care system in FY 2022.
- **2,690** in care as of 09/30/2022.
- During 2022, **1,151** children entered care and **1,253** exited.
- **288** children were adopted; **1,014** were waiting to be adopted.
- **4.9%** decrease in the number of children in care between 2021-2022. Adoptions from the system also decreased by **15%** from 2021.

### Where are Children in Foster Care Staying? 2021



### Duration in Care, 2021



- In 2021, **107** children exited foster care due to age (**1.8%** decrease from 2020).
- **874** children were living with non-relatives; **739** stayed with a relative.
- **109** children were staying in group homes or institutions; **18** children classified as runaways.
- **4%** of households had a grandparent living with a grandchild.

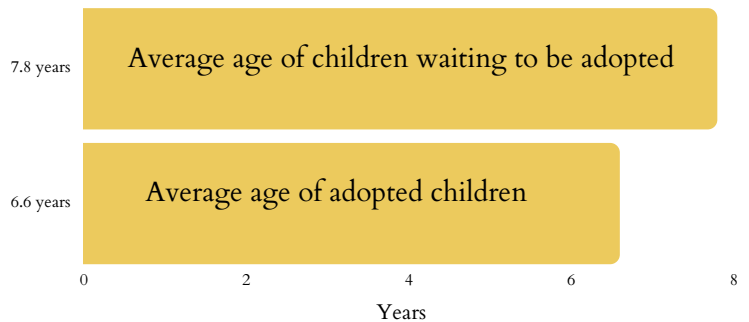
**1.8%**

The decrease since 2020 in children transitioning from foster care to independence.

## Juvenile Justice

- **1,433** total arrests for children under 18 in 2019.
- **11** for Disorderly Conduct.
- **321** for Property Crimes.
- **156** for Drug Abuse Violations.
- **156** children lived in juvenile correction facilities in 2021 (decrease from **255** kids in 2019; **39%** decline).

### Adoption, 2020



**39%**

The decline since 2019 of children living in juvenile correction facilities.



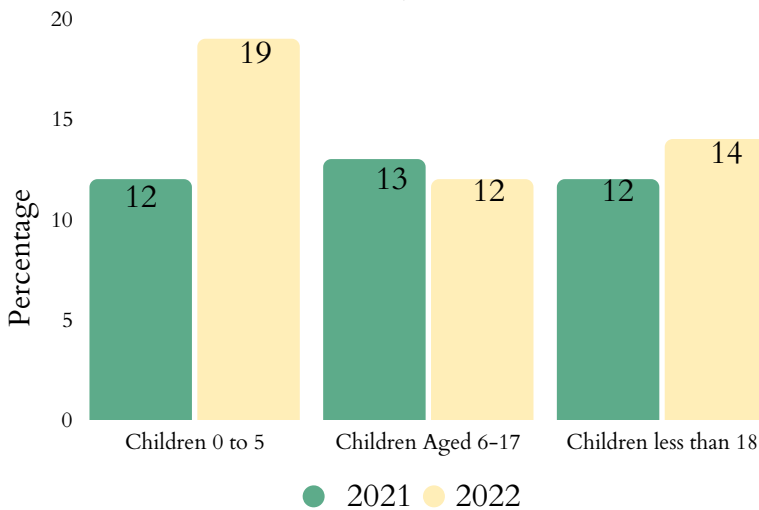
# Alaska's Children

## Child Poverty

- **55,000** children lived with parents who lacked secure employment in 2022 (32% of all children).
- **28%** of children lived in households with a high housing cost burden.
- Average number of TANF recipients fell from **4,727** in 2021 to **4,078** in 2022 (13.7% decrease).

- The state spent **\$6,120,065** on WIC in 2022, serving **13,761** people: a 5.4% decrease in total participants and 16% increase in spending since 2021.
- **78,260** people were food insecure in 2021, including **22,960** children.
- **41.3%** of households receiving SNAP benefits in 2019 had children.

### Child Poverty Over Time



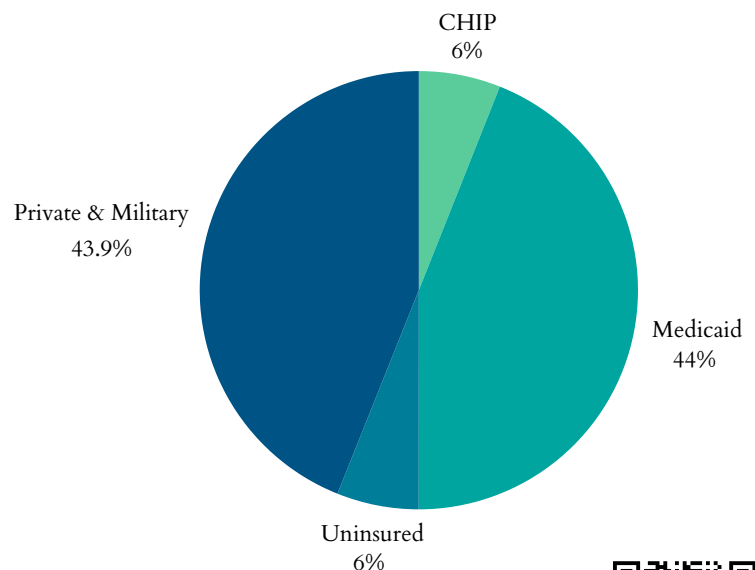
## Teens & Youth

- **3,000** youth (16-19yrs) were not in school nor working in 2022 (8%)
- In 2020, there were **zero** reports of suicide among children aged 10-14 and **46** reports among ages 15-24.
- **14** children <19yrs were killed by a firearm in Alaska in 2020.

## Health

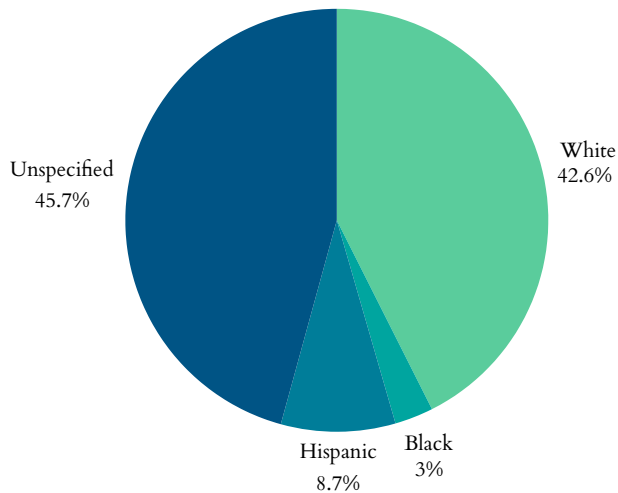
- **15,000** children had no health insurance in 2022 (0.05% increase from 2021).
- **70,000** children were enrolled in Medicaid in 2022 (7.9% decrease from 2021).
- **14,787** children in Alaska were in the state Children Health Insurance Program (CHIP) in 2021 (97.6% increase from 2020).

### Health Insurance Coverage for Children, 2021



# Alaska's Children

## Percentage of All Preterm Births by Race or Ethnicity, 2021



- 647 low birth-weight babies (<5.5lbs) born in 2021 (**6.9%** of births).
- 949 preterm births (<37wks) in 2021 (**10%** of births).
  - **8.62%** of all White babies
  - **11.52%** of all Black babies
- 378 births to mothers aged 15-19 in 2021 -- a rate of **17** in every 1,000 teen girls.
- 70 infants aged <1yr died in 2021; a rate of **7.5** per 1,000.

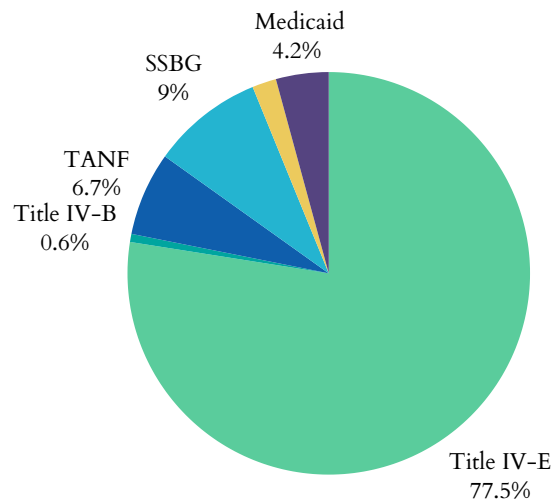
## Medicaid Expansion

Alaska has been a Medicaid expansion state since 09/01/2015

## Funding for Child Welfare Services

- Alaska spent \$165,083,541.50 on child welfare services in 2020.
  - Child welfare services = direct and administrative services
- \$66,170,473.50 = from the federal government
- \$95,708,100 = from state and local funds.

## Federal Funding Sources, 2020



The significant funding sectors of the \$66,170,473.50 in federal funding received in Alaska in 2020:

- \$21,755,470.31 as part of the Title IV-E Total Foster Care Program.
- \$26,024,301.13 as part of the Title IV-E Adoption Assistance Program.
- Alaska's sum of expenditures for Social Service Block Grants in 2021 was \$8,052,791

