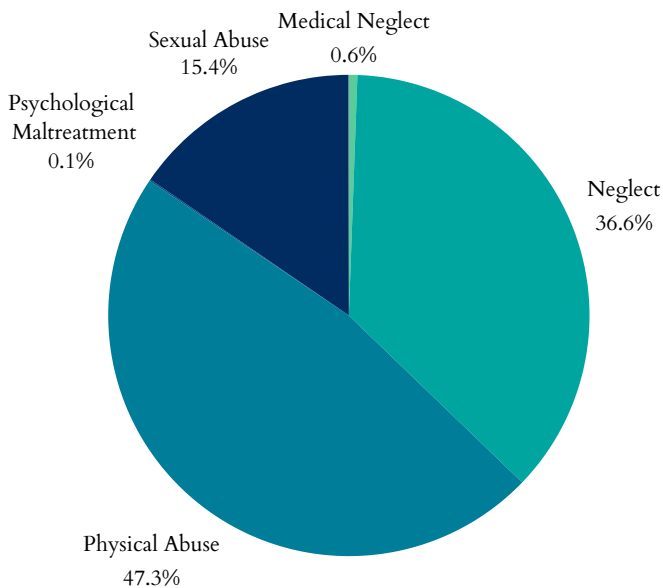


# Alabama's Children

## Child Maltreatment

- In 2022, Alabama had **27,185** total referrals for child abuse and neglect. Of those, **26,837** were screened in for response by CPS.
- **11,618** child victims of abuse or neglect, at a rate of 10.5 children per 1,000 (4.4% decrease since 2018).
- Of the 11,618 children, **9,423** were first-time victims.
- Largest age group of victims = **<1 years**, representing 2,009 of the 11,618 cases.

## Types of Maltreatment Victims, 2022

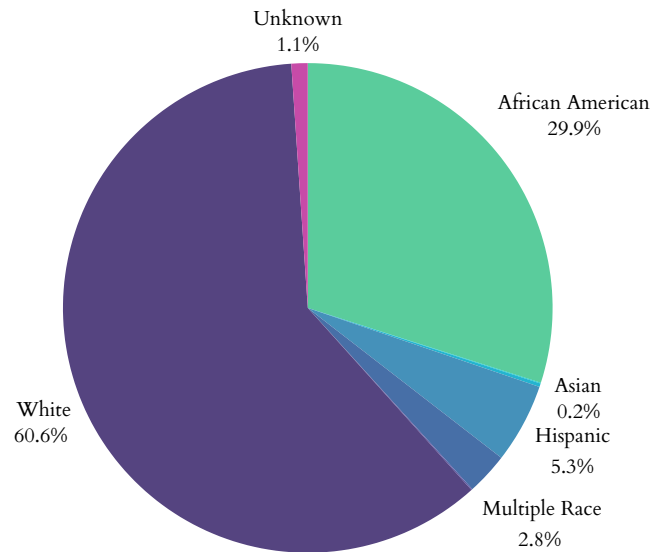


## Plans for Safe Care

- In 2022, Alabama reported **544** infants screened with prenatal substance exposure.
- Alabama reported **231** plans of safe care for screened-in infants.

Alabama does not have a Family First plan approved by the administration.

## Child Victims by Race or Ethnicity, 2022



## Perpetrators of child maltreatment (2022):

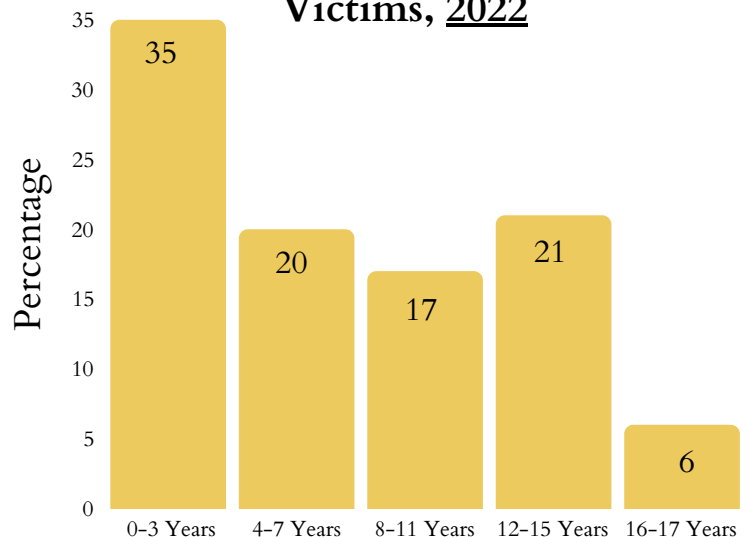
- **71%** = parents of the child.
- **29%** = non-parents or unknown relationship.

## Child victims (2022):

- **55%** = female; **45%** = male.

- Child fatalities increased from **36** in 2021 to **38** in 2022.
- Alabama reported **5** total child victims of sex trafficking.
- Post-response services given to **6,818** victims and **4,541** non-victims.

## Age Distribution of Maltreatment Victims, 2022

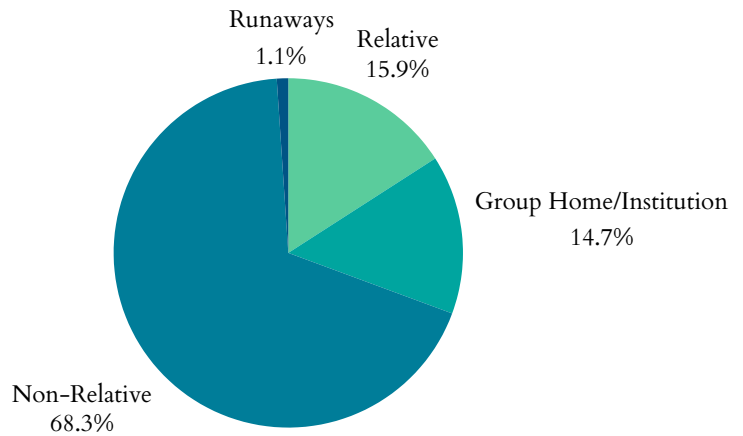


# Alabama's Children

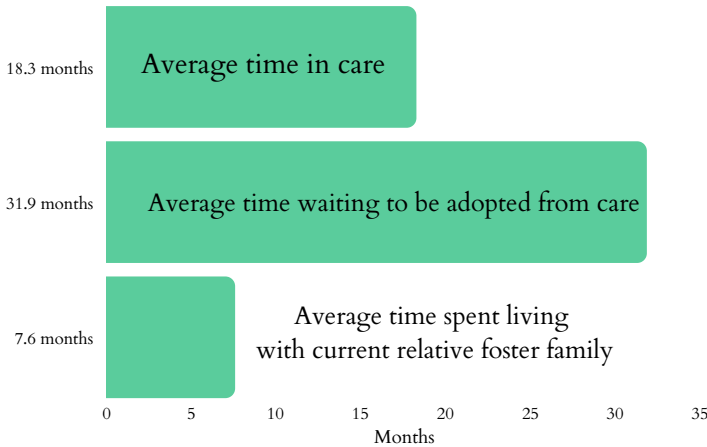
## Foster Care and Adoptions

- **8,538** total children were served by the foster care system in FY 2022.
- **5,260** in care as of 09/30/2022.
- During 2022, **3,350** children entered care and **3,278** exited.
- **772** children were adopted; **1,598** were waiting to be adopted.
- **1.5%** decrease in the number of children in care between 2021-2022. Adoptions from the system also decreased by **2.8%** from 2021.

### Where are Children in Foster Care Staying? 2021



### Duration in Care, 2021



- In 2021, **340** children exited foster care due to age (**2.9%** decrease from 2020).
- **3,423** children were living with non-relatives; **797** stayed with a relative.
- **738** children were staying in group homes or institutions; **53** children classified as runaways.
- **4%** of households had a grandparent living with a grandchild.

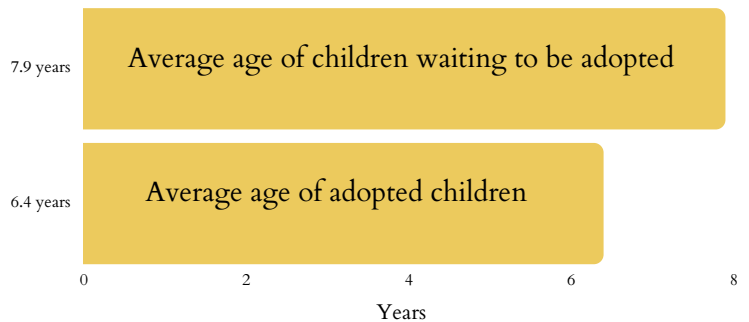
**2.9%**

The decrease since 2020 in children transitioning from foster care to independence.

## Juvenile Justice

- **103** total arrests for children under 18 in 2019.
- **0** for Disorderly Conduct.
- **70** for Property Crimes.
- **9** for Drug Abuse Violations.
- **678** children lived in juvenile correction facilities in 2021 (decrease from **798** kids in 2019; **15%** decline).

### Adoption, 2020



**15%**

The decline since 2019 of children living in juvenile correction facilities.



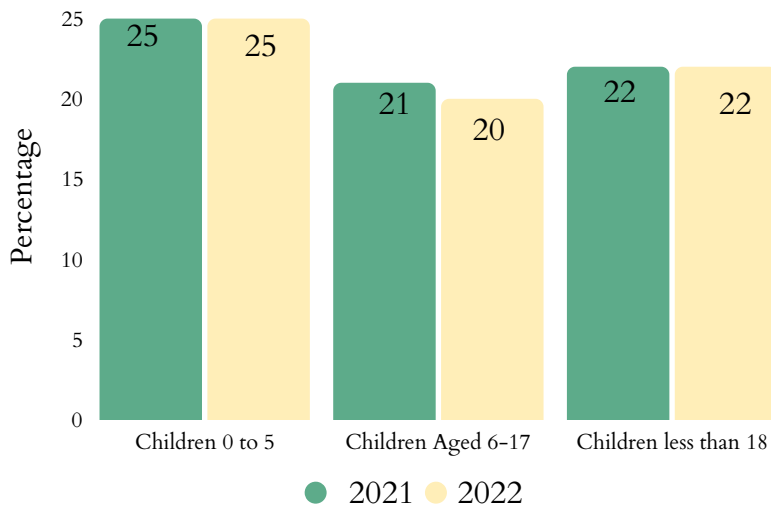
# Alabama's Children

## Child Poverty

- **323,000** children lived with parents who lacked secure employment in 2022 (29% of all children).
- **24%** of children lived in households with a high housing cost burden.
- Average number of TANF recipients fell from **14,108** in 2021 to **12,738** in 2022 (9.71% decrease).

- The state spent **\$25,483,622** on WIC in 2022, serving **108,661** people: a 2% decrease in total participants and 1% increase in spending since 2021.
- **746,550** people were food insecure in 2021, including **204,830** children.
- **47.6%** of households receiving SNAP benefits in 2019 had children.

### Child Poverty Over Time



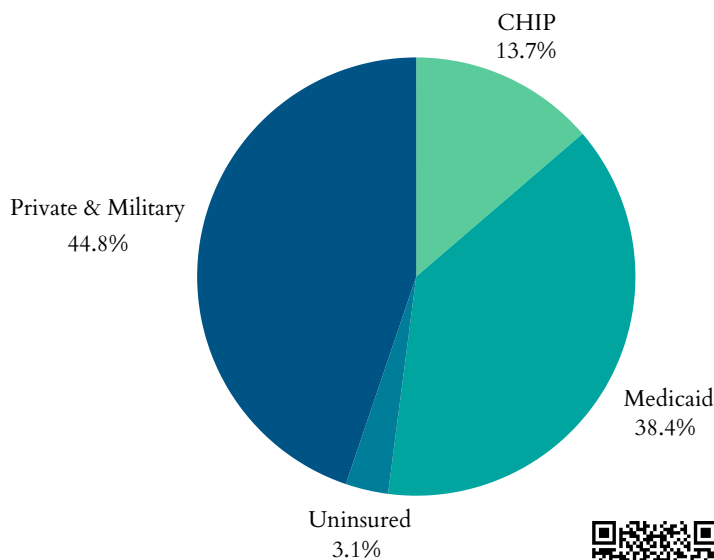
## Teens & Youth

- **18,000** youth (16-19yrs) were not in school nor working in 2022 (7%)
- In 2020, there were **zero** reports of suicide among children aged 10-14 and **96** reports among ages 15-24.
- **84** children <19yrs were killed by a firearm in Alabama in 2020.

## Health

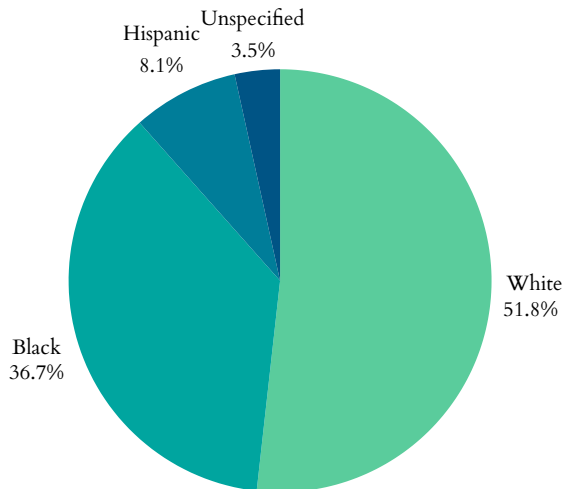
- **37,000** children had no health insurance in 2022 (21% decrease from 2021).
- **543,000** children were enrolled in Medicaid in 2022 (4.4% increase from 2021).
- **207,837** children in Alabama were in the state Children Health Insurance Program (CHIP) in 2021 (1.07% decrease from 2020).

### Health Insurance Coverage for Children, 2021



# Alabama's Children

## Percentage of All Preterm Births by Race or Ethnicity, 2021



- **6,053** low birth-weight babies (<5.5lbs) born in 2021 (10.4% of births).
- **7,609** preterm births (<37wks) in 2021 (13% of births).
  - 11.67% of all White babies
  - 16.9% of all Black babies
- **3,641** births to mothers aged 15-19 in 2021 -- a rate of **23** in every 1,000 teen girls.
- **444** infants <1yr died in 2021; a rate of 7.6 per 1,000.

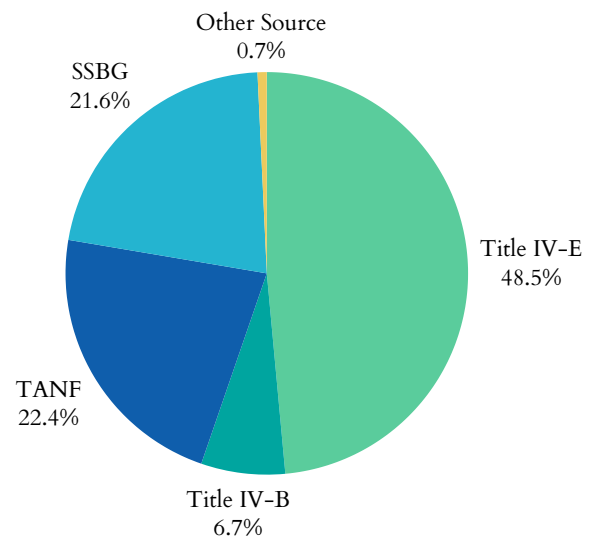
## Medicaid Expansion

Alabama is not a Medicaid expansion state.

## Funding for Child Welfare Services

- Alabama spent **\$281,380,539** on child welfare services in 2020.
  - Child welfare services = direct and administrative services
- **\$143,928,938** = from the federal government
- **\$137,451,601** = from state and local funds.

## Federal Funding Sources, 2020



The significant funding sectors of the **\$143,928,938** in federal funding received in Alabama in 2020:

- **\$39,518,839** as part of the Title IV-E Total Foster Care Program.
- **\$25,676,452** as part of the Title IV-E Adoption Assistance Program.
- Alabama's sum of expenditures for Social Service Block Grants in 2021 was **\$33,117,171**

